

# Getting registered for the Connect class test

Any questions? Please contact:  
Kevin Shanahan, McGraw-Hill Education  
kevin.shanahan@mheducation.com

1. Go to <http://connect.mheducation.com/class/d-mcguckian-fall-2014> and click on Register Now.

The screenshot shows a web browser window with the URL [connect.mheducation.com/connect/shortUrl.do?accessUrl=d-mcguckian-fall-2014](http://connect.mheducation.com/connect/shortUrl.do?accessUrl=d-mcguckian-fall-2014). The page has a header with a navigation bar containing various application icons. The main content area is divided into two columns. The left column is titled "Welcome!" and contains a section for "ALREADY REGISTERED?" with input fields for "Email Address" and "Password", a "SIGN IN" button, and a link for "Forgot your password?". The right column is titled "REGISTER TO YOUR CLASS" and contains the text "Please check your class details below." followed by course information: "Course: Mastering Business Statistics", "Section: Fall 2014", "Instructor: Dane McGuckian" (with a profile icon), and "Textbook: Class Test: Business Statistics Master McGraw-Hill, 1 st ed.". A "REGISTER NOW" button is located at the bottom right of the right column and is highlighted with a red rectangular box. At the bottom of the browser window, a search bar shows the word "mastering" and search options like "Highlight All" and "Match Case".

2. Enter your email address and click submit. If you have a Connect account, you will be asked to login. If you do not have a Connect account, you can set one up on a later screen.

**connect**  
Graw Hill Education

### Student Registration

**Tell us your email address**

We'll check to see if you already have a McGraw-Hill Education account and show you your registration options. @ [Our Privacy Policy](#)

**Email Address:**

Example: jdoe@email.com

3. On the Registration page, enter the following registration code and click submit.

Registration code: 4GM9-MJHR-KYKW-RCG7-4EN7

McGraw-Hill Education

Help Exit

McGraw-Hill: Class Test: Business Statistics Master , 1e  
by McGraw-Hill McGraw-Hill

### Student Registration

Have a registration code?

Enter your registration code below. You'll find your code on a card that either came with your textbook or that you purchased separately.

**Registration Code:**

4GM9 - MJHR - KYKW - RCG7 - 4EN7

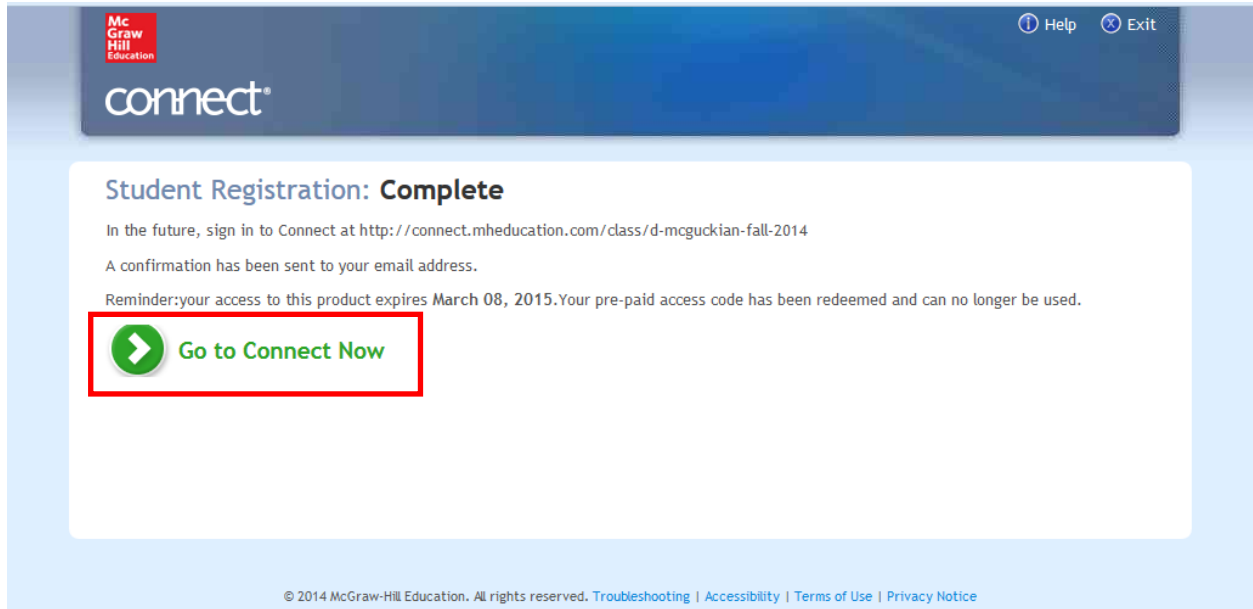
Example: GRFU-BYHA-6MYJ-FGMK-F9XA

[How to register with a registration code](#) | [View sample registration card](#)

Need help? Visit our [customer support site](#).  
© 2014 McGraw-Hill Global Education Holdings, LLC. All rights reserved. [Terms of use](#) | [Privacy Policy](#)



5. The next page will confirm that registration is complete. Click Go to Connect Now.




**connect®**

**Student Registration: Complete**

In the future, sign in to Connect at <http://connect.mheducation.com/class/d-mcguckian-fall-2014>


A confirmation has been sent to your email address.



Reminder: your access to this product expires March 08, 2015. Your pre-paid access code has been redeemed and can no longer be used.

 [Go to Connect Now](#)

© 2014 McGraw-Hill Education. All rights reserved. [Troubleshooting](#) | [Accessibility](#) | [Terms of Use](#) | [Privacy Notice](#)

6. You are now on the Connect course home page. Once your instructor begins to assign you coursework, you will see assignments appear on the course page. All students who complete the 8 modules over the course of the semester and complete the follow up survey at the end will receive a **\$25 Amazon.com gift card**.

Assignment list 

ungrouped assignments		info	due date	status	attempts remaining
	<a href="#">Chapter 1: Data and the Science of Statistics</a>		09/30/14 12:59am		N/A