

MAC 2313 (Calculus III) — Answers
 Test 3, Wednesday November 23, 2016

Name:

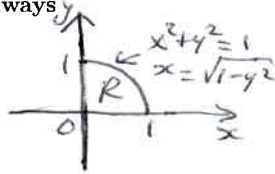
PID:

Remember that no documents or calculators are allowed during the test. Be as precise as possible in your work; you shall show all your work to deserve the full mark assigned to any question. You will not get any credit to any of the problems if you do not show your work. Do not cheat, otherwise I will be forced to give you a zero and report your act of cheating to the University Administration. Always do your best. Total=85 points.

1. [13] Evaluate each integral: a) (polar coordinates) $\int_0^1 \int_0^{\sqrt{1-y^2}} \sin(\pi(x^2+y^2)) dx dy =$

$$\int_0^{\frac{\pi}{2}} \int_0^1 r \sin(\pi r^2) dr d\theta$$

$$= \frac{\pi}{2} \left[-\frac{\cos(\pi r^2)}{2\pi} \right]_0^1 = \frac{\pi}{2} \left(-\frac{\cos(\pi)}{2\pi} + \frac{1}{2\pi} \right) = \frac{2}{4} = \frac{1}{2}$$



b) (spherical coordinates) $\int_{-2}^2 \int_0^{\sqrt{4-y^2}} \int_0^{\sqrt{4-x^2-y^2}} \frac{1}{x^2+y^2+z^2+1} dz dx dy =$


$$\int_{-\pi/2}^{\pi/2} \int_0^{\sqrt{2}} \int_0^2 \frac{\rho^2 \sin\phi}{\rho^2+1} d\rho d\phi d\theta$$

$$= \pi \int_0^{\pi/2} \sin\phi \int_0^2 \frac{\rho^2+1}{\rho^2+1} d\rho d\phi$$

$$= \pi \int_0^{\pi/2} [-\cos\phi]_0^{\pi/2} d\phi = \pi [1 - \cos(\pi/2)] = \pi(1-0) = \pi$$

$0 \leq z \leq \sqrt{4-x^2-y^2}$
 $0 \leq \phi \leq \frac{\pi}{2} \rightarrow \rho \cos\phi \leq \sqrt{4-\rho^2 \sin^2\phi}$
 $\rho^2 \cos^2\phi \leq 4 - \rho^2 \sin^2\phi$
 $\rho^2 (\cos^2\phi + \sin^2\phi) \leq 4 \rightarrow \rho \leq 2$

projection of solid on xy-plane: $-\frac{\pi}{2} \leq \theta \leq \frac{\pi}{2}$ or $0 \leq \theta \leq \frac{\pi}{2}$ or $\frac{3\pi}{2} \leq \theta \leq 2\pi$



2. [12] a) Use cylindrical coordinates to evaluate the volume of the solid bounded above by the cone $z = 2 - \sqrt{x^2 + y^2}$ and below by the paraboloid $z = x^2 + y^2$. b) Write down the coordinates $(\bar{x}, \bar{y}, \bar{z})$ of the centroid of that solid as iterated triple integrals including all limits of integration, but do not evaluate these integrals.

At Intersection: $2 - r = r^2, r = \sqrt{x^2 + y^2}$

$$r^2 + r - 2 = 0$$

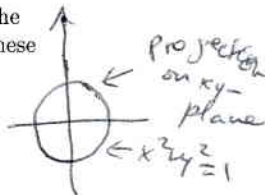
$$(r+2)(r-1) = 0$$

$r = 1$

$$V = \int_0^{2\pi} \int_0^1 \int_{r^2}^{2-r} r dz dr d\theta$$

$$= 2\pi \int_0^1 r(2-r-r^2) dr = 2\pi \left[r^2 - \frac{r^3}{3} - \frac{r^4}{4} \right]_0^1$$

$$= 2\pi \left(1 - \frac{1}{3} - \frac{1}{4} \right) = 2\pi \left(1 - \frac{7}{12} \right) = \frac{10\pi}{12} = \frac{5\pi}{6}$$



$$\bar{x} = \frac{6}{5\pi} \int_0^{2\pi} \int_0^1 \int_{r^2}^{2-r} r \cdot r \cos\theta dz dr d\theta$$

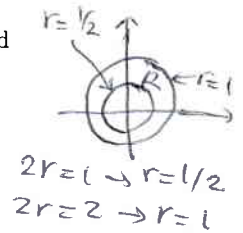
$$\bar{y} = \frac{6}{5\pi} \int_0^{2\pi} \int_0^1 \int_{r^2}^{2-r} r \cdot r \sin\theta dz dr d\theta$$

$$\bar{z} = \frac{6}{5\pi} \int_0^{2\pi} \int_0^1 \int_{r^2}^{2-r} r z dz dr d\theta$$

3. [6] Evaluate the surface integral $\iint_{\sigma} z^2 dS$ if σ is the portion of the cone $z = 2\sqrt{x^2 + y^2}$ between $z = 1$ and $z = 2$.

$$z_x = \frac{2x}{z}, \quad z_y = \frac{2y}{z}, \quad z_x^2 + z_y^2 + 1 = 1 + \frac{4(x^2 + y^2)}{z^2} = 1 + \frac{4(x^2 + y^2)}{4(x^2 + y^2)} = 1 + 1 = 2$$

$$\iint_{\sigma} z^2 dS = \int_0^{2\pi} \int_{1/2}^1 \sqrt{2} \cdot 4r^2 \cdot r \, dr \, d\theta = 2\sqrt{2}\pi [r^4]_{1/2}^1 = 2\pi\sqrt{2} \left(1 - \frac{1}{16}\right) = \frac{15\pi\sqrt{2}}{8}$$



4. [8] Find the mass of the lamina represented by the parametric surface $\vec{r}(u, v) = u \cos v \vec{i} + u \vec{j} + u \sin v \vec{k}$ if $1 \leq u \leq 2$ and $0 \leq v \leq \pi$, and its density is $\delta(x, y, z) = \sqrt{x^2 + y^2 + z^2}$.

$$M = \iint_{\sigma} \delta(x, y, z) dS, \quad \vec{r}_u \times \vec{r}_v = \begin{vmatrix} \vec{i} & \vec{j} & \vec{k} \\ \cos v & 1 & \sin v \\ -u \sin v & 0 & u \cos v \end{vmatrix} = u \cos v \vec{i} - u(\cos^2 v + \sin^2 v) \vec{j} + (0 + u \sin v) \vec{k}$$

$$= u \cos v \vec{i} - u \vec{j} + u \sin v \vec{k}$$

$$\|\vec{r}_u \times \vec{r}_v\| = \sqrt{u^2 \cos^2 v + u^2 + u^2 \sin^2 v} = \sqrt{u^2(\cos^2 v + \sin^2 v) + u^2} = \sqrt{2u^2} = \sqrt{2}u; \quad x^2 + y^2 + z^2 = 2u^2 = \delta^2(x, y, z)$$

$$M = \int_0^{\pi} \int_1^2 \sqrt{2}u^2 \cdot \sqrt{2}u \, du \, dv = 2\pi \left[\frac{u^3}{3}\right]_1^2 = 2\pi \left[\frac{7}{3}\right] = \frac{14\pi}{3}$$

5. [10] Reverse the order of integration and evaluate the integral:

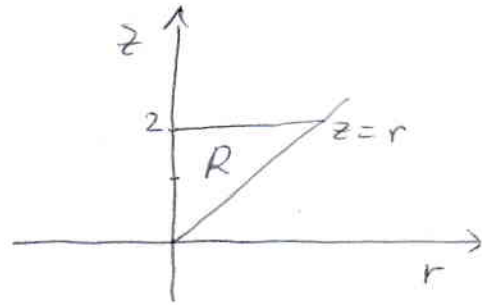
$$\int_0^2 \int_r^2 r \sqrt{r^2 + z^2} \, dz \, dr = \int_0^2 \int_0^z r \sqrt{r^2 + z^2} \, dr \, dz$$

$$= \int_0^2 \left[\frac{1}{3} (r^2 + z^2)^{3/2} \right]_0^z \, dz$$

$$= \frac{1}{3} \int_0^2 (2z^2)^{3/2} - z^3 \, dz$$

$$= \frac{(2\sqrt{2}-1)}{3} \int_0^2 z^3 \, dz$$

$$= \frac{2\sqrt{2}-1}{3} \left[\frac{z^4}{4} \right]_0^2 = \frac{4}{3} (2\sqrt{2}-1)$$



6. [10] a) Find $\text{div} \mathbf{F}(x, y, z)$ and $\text{curl} \mathbf{F}(x, y, z)$ if $\mathbf{F}(x, y, z) = y^2 x \vec{i} - z^2 y \vec{j} + x^2 z \vec{k}$.

b) Find the Jacobian $\frac{\partial(x, y)}{\partial(u, v)}$ of the transformation $u = 2x - y^2, v = xy$.

$$a) \text{div} \mathbf{F}(x, y, z) = \partial_x (y^2 x) + \partial_y (-z^2 y) + \partial_z (x^2 z) = y^2 - z^2 + x^2$$

$$\text{curl} \mathbf{F}(x, y, z) = \begin{vmatrix} \vec{i} & \vec{j} & \vec{k} \\ \partial_x & \partial_y & \partial_z \\ y^2 x & -z^2 y & x^2 z \end{vmatrix} = (0 - (-2zy)) \vec{i} - (2xz - 0) \vec{j} + (0 - 2yx) \vec{k}$$

$$= 2yz \vec{i} - 2xz \vec{j} - 2xy \vec{k}$$

$$\frac{\partial(u, v)}{\partial(x, y)} = \begin{vmatrix} 2 & -2y \\ y & x \end{vmatrix} = 2x + 2y^2, \quad \text{so } \frac{\partial(x, y)}{\partial(u, v)} = \frac{1}{2x + 2y^2}$$

7. [15] Let $F(x, y) = (2x \sin y + y^3 e^x) \vec{i} + (x^2 \cos y + 3y^2 e^x) \vec{j}$. a) Show that F is conservative. b) Find a potential function φ for F . c) Evaluate the line integral $\int_C (2x \sin y + y^3 e^x) dx + (x^2 \cos y + 3y^2 e^x) dy$ along the curve C parametrized by $\vec{r}(t) = \ln(1+t) \vec{i} + \tan^{-1} t \vec{j}$, $0 \leq t \leq 1$.

a) $\frac{\partial}{\partial y} (2x \sin y + y^3 e^x) = 2x \cos y + 3y^2 e^x = \frac{\partial}{\partial x} (x^2 \cos y + 3y^2 e^x)$; so F is conservative

b) (i) $\varphi_x = 2x \sin y + y^3 e^x$, (ii) $\varphi_y = x^2 \cos y + 3y^2 e^x$

Integrate (i) w.r.t. x :

(ii) $\varphi(x, y) = \int (2x \sin y + y^3 e^x) dx = x^2 \sin y + y^3 e^x + k(y)$

Differentiate (ii) w.r.t. y :

$$\begin{aligned} \varphi_y(x, y) &= x^2 \cos y + 3y^2 e^x + k'(y) \\ &= x^2 \cos y + 3y^2 e^x, \text{ by (ii)} \end{aligned}$$


So $k'(y) = 0$; $k(y) = C = \text{constant}$; choose $C = 0$

$$\varphi(x, y) = x^2 \sin y + y^3 e^x$$

c) $\int_C \vec{F} \cdot d\vec{r} = \varphi(\ln 2, \frac{\pi}{4}) - \varphi(\ln 1, \tan^{-1} 0)$
 $= \frac{\sqrt{2}}{2} (\ln 2)^2 + \left(\frac{\pi}{4}\right)^3 (2) - \varphi(0, 0) = \frac{\sqrt{2}}{2} (\ln 2)^2 + \frac{\pi^3}{32}$

8. [11] a) State Green's Theorem. See text or notes

b) Use Green's Theorem to evaluate the line integral $K = \oint_C (2xy + e^{\cos x} - 3y) dx + (x^2 + \ln(1 + \sin^2 y)) dy$, where C is the boundary of the region in the first quadrant enclosed by the curves $y = 4x$ and $y = x^3$ with a counterclockwise orientation.



$$4x = x^3 \rightarrow x(4 - x^2) = 0$$

$$\rightarrow x = 0 \text{ or } x = 2 \text{ or } x = -2$$

$$\begin{aligned} K &= \int_0^2 \int_{x^3}^{4x} (2x - 2x + 3) dy dx \\ &= 3 \int_0^2 (4x - x^3) dx \\ &= 3 \left[2x^2 - \frac{x^4}{4} \right]_0^2 \\ &= 3(8 - 4) = 12. \end{aligned}$$