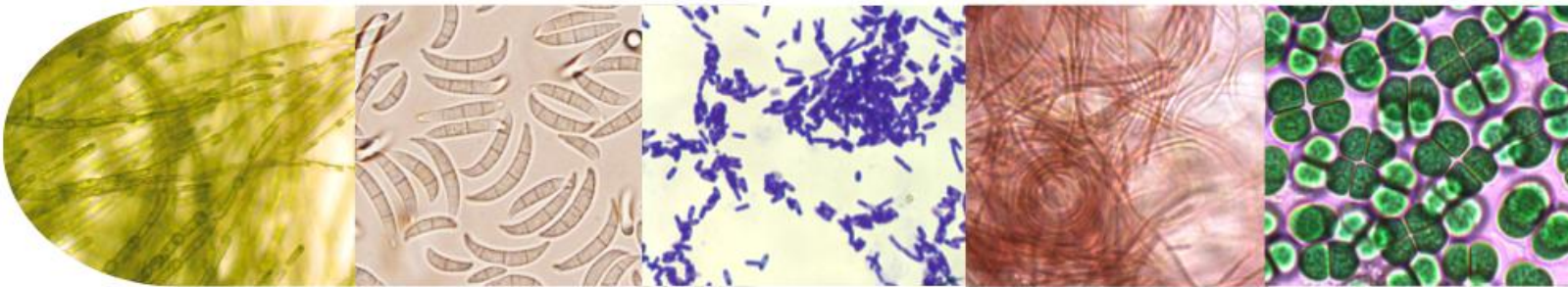


# Introductory Microbiology



Gantar, Berthold, and Rojas

FIU Lab Manual  
2017-2018

Table of Contents




Chapter	Experiment #	Content	Page
<b>Appendix</b>	-	Basic Microscopy and Aseptic Techniques	4
<b>Chapter 1:</b> Introduction to Microbiology	1	Microscopy of Living Microbes	22
	2	Cytological Stains: Gram, Acid fast, and Spore Stain	32
	3	Identification of Fungi	47
<b>Chapter 2:</b> Microbial Growth	4	Bacterial Physiology	56
	5	Bacterial Transmission	67
	6	Antimicrobials; Control of Bacterial Growth	77
<b>Chapter 3:</b> Environment, Human, and Food Microbiology	7	Human Bacteriology	85
	8	Environmental Bacterial Biochemistry	95
	9	Identification and Quantification of Microbes in Food	113
<b>Chapter 4:</b> Applications of Microbiology	10	Applications in Food Microbiology	121
	11	Microbial Bioremediation of Oil	127
	12	Applications in Bacterial Pigments	133
	13	Screening Fungi for Antibacterial compounds	144

NAME \_\_\_\_\_ ID \_\_\_\_\_ SECTION \_\_\_\_\_

**Supplemental Material**

148

## KEY

Sign	Meaning
	This sign indicates works that needs to be completed by <b>Pairs of two</b> students
	This sign indicates works that need to be completed by <b>Groups of four</b> students or less.
	This sign indicates works that need to be completed <b>Individually</b> .