

Quantum Mechanics

Adolfo Menéndez Rúa

April 26, 2024

Disclaimer

You can edit this page to suit your needs. For instance, here we have a no copyright statement, a colophon and some other information. This page is based on the corresponding page of Ken Arroyo Ohori's thesis, with minimal changes.

No copyright

© This book is released into the public domain using the CC0 code. To the extent possible under law, I waive all copyright and related or neighbouring rights to this work.

To view a copy of the CC0 code, visit:

<http://creativecommons.org/publicdomain/zero/1.0/>

Colophon

This document was typeset with the help of *KOMA-Script* and \LaTeX using the *kaobook* class.

The source code of this book is available at:

<https://github.com/fmarotta/kaobook>

(You are welcome to contribute!)

Publisher

First printed in May 2019 by

Coding is easy, algebra is easy, calculus is easy, physics is impossible.

– Rajamani S. Narayanan 2023

Preface

This book is written with my lack of knowledge in LaTeX and my notes taken from Professor Rajamani S. Narayanan course on Quantum Mechanics at Florida International University. During these pages I am going to learn how to manage LaTeX as a useful tool while I am dealing with understanding the world of Quantum Mechanics.

I will start with some Classical Mechanics to understand how Quantum Mechanics appeared in the first place.

I also want to thank Abel Rosado who helps me and teaches me on how to use this template.

Adolfo Menéndez Rúa

Contents

Preface	v
Contents	vii
1 Classical Mechanics	1
1.1 The Two-Body Problem	1
1.2 The Angular Momentum	2
1.3 Cylindrical coordinates	3
1.4 Potential wells	5
1.5 Physical Examples	5
1.6 Rotation and angular momentum	8
2 Waves	9
2.1 The wave function	9
2.2 Energy and momentum	9
2.3 $P(x)$ function I: Definition and properties	10
2.4 Fourier Series	11
2.5 $P(x)$ function II: $\psi(x)$ and $\tilde{\psi}(k)$	13
2.6 Free particle	14
2.7 Examples	17
3 Potentials $V(x,y,z)$	23
3.1 Potential in 3 dimensions	23
3.2 Discontinuous Functions	24
3.3 Square Potential Well	25
3.4 Examples	30
4 Delta function potential	33
4.1 Definition of the potential	33
4.2 Solution	33
5 Multiple potentials	37
5.1 Definition	37
5.2 Solution	38
5.3 Solutions for $N = 1,2$	39
5.4 Solving for x as a circumference	41
5.5 Solution for all the possible energies.	44
6 Algebra: Linear vector space	47
6.1 Definition of linear vector space	47
6.2 Inequations	48
6.3 Definitions in Wave Mechanics and Operators	49
7 Harmonic Oscillator	53
7.1 Definition	53
7.2 Solving the Wave Equation	54
7.3 Temperature	57

8	2-Dimensional Potential	59
8.1	Classical Mechanics	59
8.2	Quantum Mechanics	62
8.3	Mixed Quantum states	69
8.4	The angular momentum	69
9	3-Dimensional Space	75
9.1	Angular Momentum in 3 Dimensions	75
9.2	Angular Momentum as a vector operator	80
9.3	Matrix representation for $j=1, 1/2, 3/2, 2$	84
9.4	Eigenvalues and unitary transformations	89
9.5	Spherical Coordinates	92
9.6	The eigenfunction Y	96
9.7	The wave equation in 3 dimensions	98
10	The Hydrogen Atom	101
10.1	The electric potential	101
10.2	Eigen-functions of the hydrogen atom	103
10.3	Temperature and Light	108
10.4	Comparison with the experiment	109
11	Magnetic Field	111
11.1	Introduction	111
11.2	Wave Equation	112
12	Dirac's Equation	115
12.1	The relativistic wave equation.	115
12.2	Pauli matrices	115
12.3	The Dirac operator	116
12.4	Normalization under γ_0	124
13	Perturbation theory	127
13.1	Introduction	127
13.2	Equation with perturbation	128
13.3	Degenerate States	130
13.4	Proton as a sphere	131
13.5	Constant electric field	135
13.6	Harmonic oscillator with a perturbation in 1D	137
13.7	Harmonic oscillator with $V_1 = x^4$	138
14	The Harmonic Oscillator in 3D	141
	APPENDIX	143
	Notation	145
	Alphabetical Index	147

List of Figures

1.1	Two bodies interacting with some force	1
1.2	Two-body problem with new coordinates	2
1.3	Cylindrical coordinates	3
1.4	Effective Potential	5
1.5	Effective Potential for Earth-Sun	5
1.6	Effective Potential for Electron-Proton	6
1.7	Effective Potential for Electron-Proton (Electric Potential)	7
2.1	Normal distribution for mean=0 and sigma=1, to simulate a experiment measured by different people	10
2.2	$P(x)$ and $P(k)$ for $\sigma = 0.1$	15
2.3	$P(x)$ and $P(k)$ for $\sigma = 5$	15
2.4	Function $\sigma(t)$ for the Earth experiment	17
2.5	Gif for $P(x,t)$ of the Earth experiment	18
2.6	Function $\sigma(t)$ for the Electron experiment	18
2.7	Gif for $P(x,t)$ of the Electron experiment	19
2.8	Function $\sigma(t)$ for the Neutron decay	19
2.9	Gif for $P(x,t)$ of the Neutron decay	20
2.10	Function $\sigma(t)$ for the Electron experiment	21
2.11	Gif for $P(x,t)$ of the Electron experiment	21
3.1	Discontinuous function with a finite jump in $x = 0$	24
3.2	Square Potential Well	25
3.3	α as a function of β for $\gamma = 5$	29
3.4	$\phi(x)$ and $P(x)$ functions for gamma = 10	30
3.5	$\phi(x)$ and $P(x)$ functions for gamma = 10	31
3.6	$\phi(x)$ and $P(x)$ functions for gamma = 100	31
4.1	Delta function potential	33
4.2	Solution for $g=2.5$ of $\phi(x)$ for the delta function potential.	35
5.1	Multiple delta function potentials problem.	37
5.2	Coefficients outside of the potentials near $x=nd$	37
5.3	Solutions for $(T^N)_{22} = 0$ for $N=2$ and $d=2$	40
5.4	Solutions for $(T^N)_{22} = 0$ for $N=2$ and $d=0.5$	40
5.5	alpha as a function of N for $d = 2$	41
5.6	x as a circumference	41
5.7	Potential between $-d/2$ and $d/2$	42
5.8	Energy as a function of the number of potentials.	43
5.9	Energy as a function of the distance between potentials.	44
5.10	All the energies as a function of the number of potentials.	45
5.11	All the energies as a function of the distance between potentials.	45
7.1	Potential $V(x)$ and some energy levels.	57
7.2	Potential $V(x)$ and some energy levels.	58
8.1	$\beta(\tau)$ function for different values of alpha	61

8.2	Orbital movement of the particle for different values of α	62
8.3	Probability distribution for the state $\psi_{0,0}(u, v)$	66
8.4	Probability distribution for the state $\psi_{0,1}(u, v)$	66
8.5	Probability distribution for the state $\psi_{1,0}(u, v)$	67
8.6	Probability distribution for the state $\psi_{0,1}(r, \theta)$	67
8.7	Probability distribution for the state $\psi_{1,0}(r, \theta)$	68
9.1	Spherical coordinates	93
9.2	Spherical coordinates	93
10.1	Probability distribution (n=1,j=0,m=0)	104
10.2	Probability distribution (n=2,j=0,m=0)	105
10.3	Probability distribution (n=2,j=1,m=1)	106
10.4	Probability distribution (n=2,j=1,m=0)	107
10.5	Probability distribution (n=2,j=1,m=-1)	108
10.6	Experimental setup	109
11.1	Energy levels of the hydrogen atom with a magnetic field.	113
12.1	χ_R representation	120
13.1	Proton as a sphere of radius R and charge density ρ	131
13.2	Constant electric field going into the z direction	135

List of Tables

12.1	Dirac's solutions	122
12.2	Dirac's solutions 2	122

1.1 The Two-Body Problem

As it is showed in Figure 1.1 we have two bodies with masses m_1 and m_2 and they interact with a force unknown.

We can define their positions as: \vec{r}_1 and \vec{r}_2 and the separation between them as $\vec{r} = \vec{r}_1 - \vec{r}_2$

I said that the force is unknown but we know:

- ▶ $F_{12} = -F_{21}$
- ▶ The force only depends on the distance between the two bodies and the direction is the line between them, i.e. $F = f(r)\hat{r}$ ¹
- ▶ The force can be defined as a central force so we can define a potential as: $f(r) = \frac{dv(r)}{dr}$

Using Newton 3rd Law we can explain the movement of this two objects by two equations:

$$m_1 \frac{d^2 \vec{r}_1}{dt^2} = f(r)\hat{r} \quad (1.1)$$

$$m_2 \frac{d^2 \vec{r}_2}{dt^2} = -f(r)\hat{r} \quad (1.2)$$

Let's add 1.1 and 1.2, this is going to be useful later.

$$m_1 \frac{d^2 \vec{r}_1}{dt^2} + m_2 \frac{d^2 \vec{r}_2}{dt^2} = 0 \quad (1.3)$$

We can not get anything from 1.1 and 1.2, so we are going to transform this equations into something we can use to resolve them. First, we define the center of mass and their derivatives among time:

$$r_{CM} = \frac{m_1 \vec{r}_1 + m_2 \vec{r}_2}{m_1 + m_2} \quad (1.4)$$

$$v_{CM} = \frac{d}{dt} r_{CM} = \frac{1}{m_1 + m_2} \left[m_1 \frac{d\vec{r}_1}{dt} + m_2 \frac{d\vec{r}_2}{dt} \right] \quad (1.5)$$

$$a_{CM} = \frac{d}{dt} v_{CM} = \frac{1}{m_1 + m_2} \left[m_1 \frac{d^2 \vec{r}_1}{dt^2} + m_2 \frac{d^2 \vec{r}_2}{dt^2} \right] \quad (1.6)$$

If we look at 1.6 we can see something equal to the left term on 1.3 so we can say that the acceleration of the center of mass is zero, i.e. $a_{CM} = 0$.

- 1.1 The Two-Body Problem . . . 1
- 1.2 The Angular Momentum . . 2
- 1.3 Cylindrical coordinates . . . 3
- 1.4 Potential wells 5
- 1.5 Physical Examples 5
- 1.6 Rotation and angular momentum 8

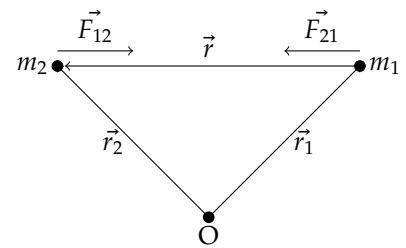


Figure 1.1: Two bodies interacting with some force at some time

1: $\hat{r} = \frac{\vec{r}}{|\vec{r}|}$

This mean that the center of mass moves with a constant velocity and we can define it's move as:

$$r_{\vec{CM}} = R_{CM} + V_{CM} \cdot t \tag{1.7}$$

Where R_{CM} and V_{CM} are constants defined by initial conditions. Knowing this we can make a change of the coordinates with the next assumption:

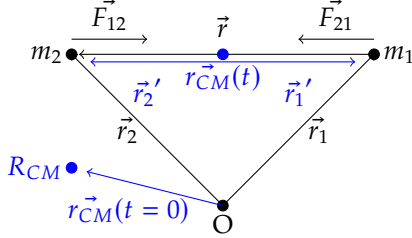


Figure 1.2: Two-body problem with the new coordinates

$$\vec{r}_1 = \vec{r}'_1 + r_{\vec{CM}} \tag{1.8}$$

$$\vec{r}_2 = \vec{r}'_2 + r_{\vec{CM}} \tag{1.9}$$

Now let's calculate the new center of mass $r'_{\vec{CM}}$ using 1.8 and 1.9

$$\begin{aligned} r'_{\vec{CM}} &= \frac{m_1 \vec{r}'_1 + m_2 \vec{r}'_2}{m_1 + m_2} \\ &= \frac{1}{m_1 + m_2} [m_1(\vec{r}_1 - r_{\vec{CM}}) + m_2(\vec{r}_2 - r_{\vec{CM}})] \\ &= r_{\vec{CM}} - \frac{1}{m_1 + m_2} [r_{\vec{CM}}(m_1 + m_2)] \\ &= r_{\vec{CM}} - r_{\vec{CM}} = 0 \end{aligned} \tag{1.10}$$

2: The professor demonstrate the same but with the expression for $r_{\vec{CM}}$, this is just another way I prefer.

As it should be, our new center of mass is the origin for all time because our new referential system is moving with the center of mass. From this assumptions and using the definition of the new center of mass above we can get a new system of equations.

$$\begin{cases} m_1 \vec{r}'_1 + m_2 \vec{r}'_2 = 0 \\ \vec{r}'_1 - \vec{r}'_2 = \vec{r} \end{cases} \Rightarrow \begin{cases} \vec{r}'_1 = \frac{m_2 \vec{r}}{m_1 + m_2} \\ \vec{r}'_2 = \frac{-m_1 \vec{r}}{m_1 + m_2} \end{cases} \tag{1.11}$$

We use what we obtain from 1.11 in 1.1 and 1.2. We can do this because the force does not change in this coordinates because only depend on r and this magnitude is still the same, i.e. $\vec{r} = \vec{r}'$.

$$m \frac{d^2 \vec{r}}{dt^2} = f(r) \vec{r} \tag{1.12}$$

m is the reduce mass define as:

$$m = \frac{m_1 m_2}{m_1 + m_2}$$

Normally we can use $m \approx m_2$ when $m_1 \gg m_2$, some examples of this are Sun and Earth or proton and electron. With real values:
 $m_{S-E} = \frac{m_S m_E}{m_S + m_E} \approx 5.96998 \cdot 10^{24} \text{ kg}$
 where $m_S = 2 \cdot 10^{30} \text{ kg}$, $m_E = 5.97 \cdot 10^{24} \text{ kg}$

We get the same equation from both equations. This expression will be useful to resolve the problem later.

1.2 The Angular Momentum

We define the angular momentum as:

$$\vec{L} = \vec{r} \times \vec{p} = m \vec{r} \times \frac{d\vec{r}}{dt} \tag{1.13}$$

We want to now how this quantity changes among time.

$$\frac{d\vec{L}}{dt} = m \frac{d\vec{r}}{dt} \times \frac{d\vec{r}}{dt} + m\vec{r} \times \frac{d^2\vec{r}}{dt^2} = 0 + \vec{r} \times f(r)\hat{r} = 0 \quad (1.14)$$

The law of the conservation of angular momentum says that the angular momentum of a system remains constant unless an external rotational force (torque) acts upon it.

As we just demonstrate the angular momentum vector is constant and we can redefine it as:

$$\vec{L} = L\hat{z} \quad (1.15)$$

The decision of L going through the \hat{z} direction is going to be very resourceful.

1.3 Cylindrical coordinates

We need to choose a coordinate system to resolve the problem. Our best option is to choose cylindrical coordinates.

$$\begin{aligned} \vec{r} &= \rho\hat{\rho} + z\hat{z} \\ \frac{d\vec{r}}{dt} &= \frac{d\rho}{dt}\hat{\rho} + \rho\frac{d\hat{\rho}}{dt} + \frac{dz}{dt}\hat{z} \end{aligned} \quad (1.16)$$

If we use 1.16 in 1.14 we can look at \vec{L} components

$$\begin{aligned} \vec{L} &= m(\rho\hat{\rho} + z\hat{z}) \times \left(\frac{d\rho}{dt}\hat{\rho} + \rho\frac{d\hat{\rho}}{dt} + \frac{dz}{dt}\hat{z} \right) = \\ &= -mz\rho\frac{d\hat{\rho}}{dt} + m\left(z\frac{d\rho}{dt} - \rho\frac{dz}{dt}\right)\hat{\phi} + m\rho^2\frac{d\hat{\phi}}{dt}\hat{z} \end{aligned} \quad (1.17)$$

Using the definition in 1.15 and our new equation we get 4 different equations if we compare the angular momentum in each direction.

$$\begin{aligned} 1. \quad & L \neq 0 \\ 2. \quad & mz\rho\frac{d\hat{\rho}}{dt} = 0 \\ 3. \quad & m\left(z\frac{d\rho}{dt} - \rho\frac{dz}{dt}\right) = 0 \\ 4. \quad & m\rho^2\frac{d\hat{\phi}}{dt} = L \end{aligned} \quad (1.18)$$

This gives you a lot of information:

- $m \neq 0$

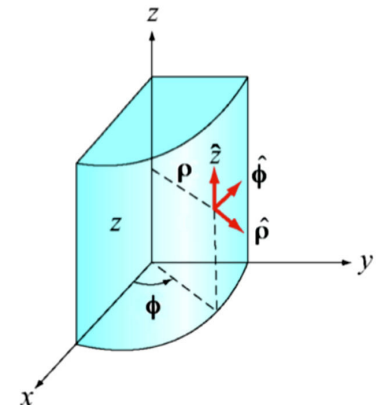


Figure 1.3: Cylindrical coordinates. <https://www.researchgate.net/publication/334148643/figure/fig1/AS:775915730649091@1562004134358/Diagram-of-a-standard-cylindrical-coordinate-system.jpg>

- ▶ $\rho \neq 0$
- ▶ $\frac{d\phi}{dt} \neq 0$
- ▶ $z = 0$
- ▶ $\frac{d\phi}{dt} = \frac{L}{m\rho^2}$

This equations not only give us a fixed value of z it also give us that in the system we choose the value for z is 0 for all time. We also can get a relation between the derivative of ϕ and ρ . We will use this later to resolve the problem.

If $z=0$ we can redefine \vec{r} from 1.16.

$$\begin{aligned}\vec{r} &= \vec{\rho} = \rho \hat{\rho} \\ \frac{d^2 \vec{\rho}}{dt^2} &= \left[\frac{d^2 \rho}{dt^2} - \rho \left(\frac{d\phi}{dt} \right)^2 \right] \hat{\rho} + \left[2 \frac{d\rho}{dt} \frac{d\phi}{dt} + \rho \frac{d^2 \phi}{dt^2} \right] \hat{\phi}\end{aligned}\quad (1.19)$$

We loose the therm that goes in the $\hat{\phi}$ direction because is zero. We can see this in two different ways:

- ▶ Now our force $F = f(r)\hat{r} = f(\rho)\hat{\rho}$ because 1.19 so the second derivative of $\vec{\rho}$ only can have a component in the $\hat{\rho}$ direction.
- ▶ If we calculate what we have in the $\hat{\phi}$ component using some notions in derivatives and 1.18 we would get 0³

If we return to 1.12 with everything we learnt we can get something very interesting, an scalar equation.

$$\begin{aligned}3: 2 \frac{d\rho}{dt} \frac{d\phi}{dt} + \rho \frac{d^2 \phi}{dt^2} &= \frac{d}{dt} \left(\rho^2 \frac{d\phi}{dt} \right) = \\ \frac{d}{dt} \left(\frac{L}{m} \right) &= 0, \text{ because both L and m are constants.}\end{aligned}\quad m \left[\frac{d^2 \rho}{dt^2} - \rho \left(\frac{d\phi}{dt} \right)^2 \right] = f(\rho)\quad (1.20)$$

We get a scalar equation with two variables ρ and ϕ , but we can use 1.18 as before and reduce everything to a scalar equation with one variable.

$$m \left[\frac{d^2 \rho}{dt^2} - \rho \frac{L^2}{m^2 \rho^4} \right] = f(\rho) = -\frac{dv(\rho)}{d\rho}\quad (1.21)$$

We can put everything in one side of the equation and multiply both sides by a factor $\frac{d\rho}{dt}$

$$\begin{aligned}m \frac{d^2 \rho}{dt^2} \frac{d\rho}{dt} - \frac{d}{dt} \left(\frac{L^2}{m\rho^3} \right) + \frac{d}{dt} \frac{dv(\rho)}{d\rho} &= 0 \\ \frac{d}{dt} \left(\frac{1}{2} m \left(\frac{d\rho}{dt} \right)^2 + \frac{L^2}{2m\rho^2} + v(\rho) \right) &= 0\end{aligned}\quad (1.22)$$

We know that this magnitude inside the brackets is constant during the time. This magnitude is the total energy, E , and we can divide it three:

$$\begin{aligned}\text{Linear Kinetic Energy } K &= \frac{1}{2} m \left(\frac{d\rho}{dt} \right)^2 \\ \text{Angular Kinetic Energy } K_\alpha &= \frac{L^2}{2m\rho^2}\end{aligned}$$

Potential Energy $v(\rho) = \frac{-k}{r}$

1.4 Potential wells

We are going to study the angular kinetic energy and the potential energy (both are functions of ρ), we call the addition of these two energies **Effective potential**

In Figure 1.4 we can see many things:

- ▶ The function have a minimum that is the lowest possible total energy because the linear kinetic energy is always greater or equal to 0, i. e. $K \geq 0$. This energy represents a circular motion.
- ▶ If we have a higher energy but still negative, the movement is an elliptical motion with two values that are the nearest and the furthest point in the ellipse.
- ▶ If the energy is positive the motion is no more a close orbit and we say that the motion is an hyperbola.
- ▶ If the total energy is 0, the motion is in the limit between a close and an open orbit and the movement is a parable.

In the next section we are going to give real values to this magnitudes.

1.5 Physical Examples

1. Earth-Sun problem: If we take the Earth and the Sun as our two bodies we need to know some values. We already know the reduce mass from the previous section. The k value of the potential energy is $k = GM_S m_E$, we know this value from Newton's Gravitational Law.

- ▶ $m_E = 2 \cdot 1030 kg$
- ▶ $M_S = 5.97 \cdot 10^{24} kg$
- ▶ $G = 6.67 \cdot 10^{11} Nm^2/kg^2$

The total energy of the system is:

$$E = \frac{1}{2}m \left(\frac{d\rho}{dt}\right)^2 + \frac{L^2}{2m\rho^2} + \frac{-GM_S m_E}{\rho} \tag{1.23}$$

We can see in Figure 1.5 that if we represent $U = K_\alpha + v(\rho)$ against ρ we get a similar function to the one in Figure 1.4, but we can see in the axis that we have large energies and distances. That is reasonable if we think that we are working with massive objects as planets.

We can calculated now the minimum energy the Earth-Sun system can have in which, the Earth would orbit by a circular motion.

4: This is what we usually use as potential energy because it appears in nature, for example, Newton Gravity Law and Coulomb Law

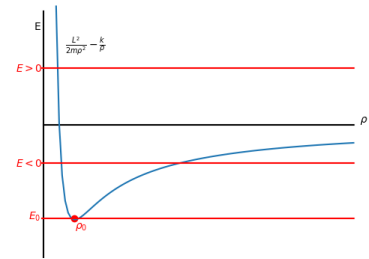


Figure 1.4: Effective Potential

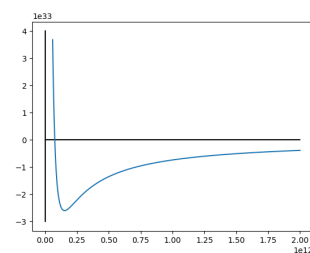


Figure 1.5: Effective Potential for Earth-Sun

To calculate this energy we need to calculate first the value of ρ for this minimum energy (ρ_{min}). This value can be found by matching the first derivative of the function $U(\rho)$ to 0

$$\frac{dU}{d\rho} = \frac{d}{d\rho} \left[\frac{L^2}{2m\rho^2} + \frac{-GM_S m_E}{\rho} \right] = \frac{-L^2}{m\rho^3} + \frac{GM_S m_E}{\rho^2} = 0 \quad (1.24)$$

If we match 1.24 to 0 and solve for ρ we get ρ_{min}

$$\begin{aligned} \frac{-L^2}{m\rho^3} + \frac{GM_S m_E}{\rho^2} &= 0 \\ \frac{GM_S m_E^2 \rho - L^2}{m_E \rho^3} &= 0 \\ \rho_{min} &= \frac{L^2}{GM_S m_E^2} \end{aligned} \quad (1.25)$$

If we use 1.25 in 1.23 knowing that our minimum energy implies $K = 0$, we get the minimum energy possible.

$$E = -\frac{1}{2} \frac{G^2 M_S^2 m_E^3}{L^2} = -\frac{1}{2} \frac{GM_S m_E}{\rho_{min}} = \frac{1}{2} v(\rho_{min}) \quad (1.26)$$

If we look into the equation 1.26 we can demonstrate that the minimum energy is a half of the potential energy.

2. Electron-Proton problem: If we take a proton and an electron we can do the same as before knowing their masses. The problem is very similar, just with different conditions. The reduce mass is going to be the mass of the electron because it is much less than the mass of the proton.

- ▶ $m_e = 9.11 \cdot 10^{-31} \text{ kg}$
- ▶ $m_p = 1.67 \cdot 10^{-27} \text{ kg}$
- ▶ $G = 6.67 \cdot 10^{-11} \text{ kg}$

The total energy of the system is:

$$E = \frac{1}{2} m \left(\frac{d\rho}{dt} \right)^2 + \frac{L^2}{2m\rho^2} + \frac{-GM_p m_e}{\rho} \quad (1.27)$$

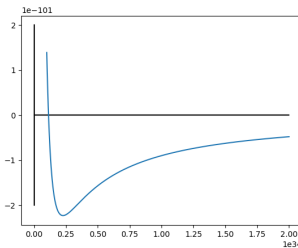


Figure 1.6: Effective Potential for Electron-Proton

We can see in Figure 1.6 that if we represent $U = K_\alpha + v(\rho)$ against ρ we get a similar function to Figure 1.4, but if we focus in the axis we can see that we have very low energies. That is reasonable if we think that we are working with particles that have very little mass.

I'm not going to do all we did before. In this case, because the energy is so low, is not interesting to study it. But there is another potential that affects electron and proton, the electric potential.

3. Electron-Proton problem with Electric Potential: In this case we need to define the charges of the proton and the electron. Also we need to define a new potential, where $k = \frac{Ze^2}{4\pi\epsilon_0}$ where Z is the atomic number, e is the charge of the electron ⁵ and ϵ_0 is the permittivity of free space.

- ▶ $e = 1.6 \cdot 10^{-19} \cdot 1030 \text{ kg}$
- ▶ $\epsilon_0 = 8.85 \cdot 10^{-12} \text{ kg}$

The total energy of the system is:

$$E = \frac{1}{2}m \left(\frac{d\rho}{dt} \right)^2 + \frac{L^2}{2m\rho^2} + \frac{-Ze^2}{4\pi\epsilon_0\rho} \quad (1.28)$$

If we look at Figure 1.7 and compare it with Figure 1.6 we can see a high difference in the Energy scale. This means that the electrical force is much stronger than the gravitational force.

We can calculate now the minimum energy the Electron-Proton system can have in which, the electron would orbit by a circular motion around the proton.

To calculate this energy we need to calculate first the value of ρ for this minimum energy (ρ_{min}). This value can be found by matching the first derivative of the function in Figure 1.5 to 0

$$\begin{aligned} \frac{dU}{d\rho} &= \frac{d}{d\rho} \left[\frac{L^2}{2m\rho^2} + \frac{-Ze^2}{\rho} \right] = \\ &= \frac{-L^2}{m\rho^3} + \frac{-Ze^2}{\rho^2} \end{aligned} \quad (1.29)$$

If we match 1.29 to 0 and solve for ρ we get ρ_{min} .

$$\begin{aligned} \frac{-L^2}{m\rho^3} + \frac{Ze^2}{4\pi\epsilon_0\rho^2} &= 0 \\ Ze^2 m\rho - 4L^2\pi\epsilon_0 &= 0 \\ \rho_{min} &= \frac{4L^2\pi\epsilon_0}{Ze^2 m} \end{aligned} \quad (1.30)$$

We can also get the square of the angular momentum as a function of ρ .

$$L^2 = \frac{m\rho_{min}Ze^2}{4\pi\epsilon_0} \quad (1.31)$$

Now, we have two different expressions for the minimum energy.

$$\begin{aligned} 1) E_{min} &= -\frac{Ze^2}{8\pi\epsilon_0\rho^2} \\ 2) E_{min} &= -\frac{Z^2e^4m}{2(4\pi\epsilon_0)^2} \frac{1}{L^2} \end{aligned} \quad (1.32)$$

5: This value was discovered by the Nobel Prize Robert Andrews Millikan by his experiment called: Millikan oil drop experiment

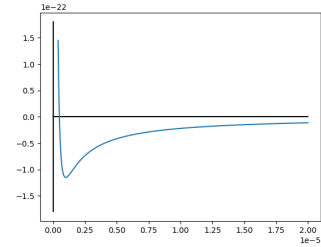


Figure 1.7: Effective Potential for Electron-Proton (Electric Potential)

Looking at the first expression we have the same as the Earth-Proton problem, we get that the minimum energy is half of the potential energy.

The second expression is even more interesting because after measure the length wave of light from an hydrogen atom, Bohr discovered that L was proportional to the energy level of the atom (n). Later they found that the relation is:

$$L = hn \quad (1.33)$$

h is known as the Plank constant.
 $h \approx 6.63 \cdot 10^{-34}$

1.6 Rotation and angular momentum

To finished this chapter we are going to talk about something that is very interesting and purely mathematical.

We know that the rotation in 3D is not commutative and we also know that the definition of the module of \vec{L} is

$$L^2 = |\vec{L}|^2 = L_x^2 + L_y^2 + L_z^2 \quad (1.34)$$

This means that we can have multiple solutions for L using rotations.

We define a vector $|j, m\rangle$ where j is the representation and m is the bases vector of the representation. Then we get this relations:

$$\begin{aligned} L^2|j, m\rangle &= j(j+1)|j, m\rangle \\ L_z|j, m\rangle &= m|j, m\rangle \end{aligned} \quad (1.35)$$

I'm not proving anything, we will derive and talk about these in more detail in chapter 9.

Waves 2

Waves are some example of classical mechanics, where we have a function that propagates among time. During this chapter we will define their properties and their relation with quantum mechanics.

2.1 The wave function

We define a function that propagates in one dimension (x) among the time (t).

$$\psi(x, t) = e^{i(kx - \omega t)} \quad (2.1)$$

Where ω is the angular frequency of propagation and k is the wave number. We are working with complex numbers but the solution to the function can not be a complex number because it has a physical meaning.

We can define the phase as the function inside the exponential.

$$\phi(x, t) = kx - \omega t \quad (2.2)$$

If we set ϕ constant we will be "riding" the wave.

2.2 Energy and momentum

We are interested in see what happens among time and space in this function, so we are going to differentiate.

$$\begin{aligned} \frac{d}{dt} \psi(x, t) &= -i\omega e^{i(kx - \omega t)} \\ \frac{d}{dx} \psi(x, t) &= ik e^{i(kx - \omega t)} \end{aligned} \quad (2.3)$$

We choose to work with one dimension but everything could have been done in three dimensions just using x and k as vectors.

Now we are going to do some assumptions.

$$\begin{aligned} E &= \hbar\omega = i\hbar \frac{d}{dt} \\ P &= \hbar k = -i\hbar \frac{d}{dx} \end{aligned} \quad (2.4)$$

2.1 The wave function	9
2.2 Energy and momentum . . .	9
2.3 P(x) function I: Definition and properties	10
2.4 Fourier Series	11
2.5 P(x) function II: $\psi(x)$ and $\tilde{\psi}(k)$	13
2.6 Free particle	14
2.7 Examples	17

We can define the energy as some constant, \hbar , times the frequency. If we use the same constant and multiply it to the wave number we get something with units of momentum, so we will call it momentum.

The second term in both expression is what we call energy and momentum operator.

We now from classical mechanics that energy and momentum are related by the equation:

$$E = \frac{P \cdot P}{2m} + \nu \quad (2.5)$$

In the previous chapter we got the expression of the energy, to find the position at any time for some initial conditions given.

In the same way, if $\psi(\vec{x}, 0)$ is given we can compute $\psi(\vec{x}, t)$ using the energy and momentum operators.

2.3 P(x) function I: Definition and properties

Experimentally describe a particle at rest. If we plot the position measure we will get different answers for the same experiment.

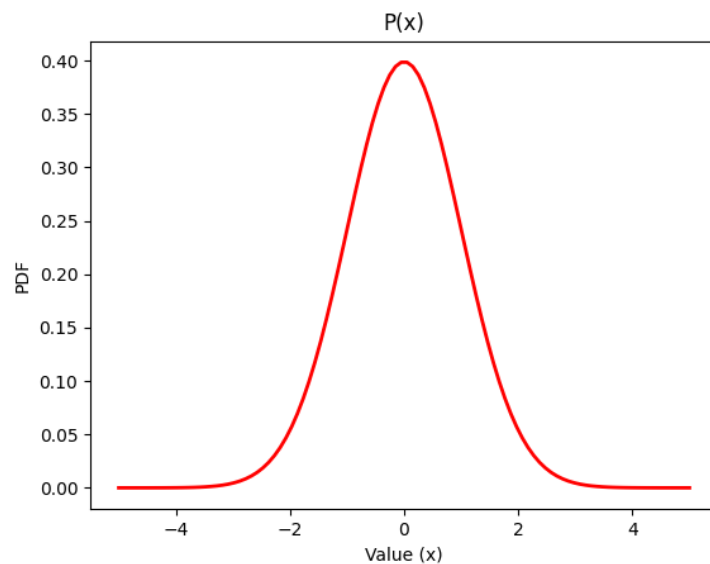


Figure 2.1: Normal distribution for mean=0 and sigma=1, to simulate a experiment measured by different people

*Uncertainty is not probability

In wave mechanics $P(x)$ should be interpreted as $\psi^2(x, 0)$.

We can define $P(x)$ as a Gaussian distribution with an undetermined constant.

$$P(x) = Ae^{-\frac{x^2}{2\sigma^2}} \quad (2.6)$$

We also make the next choice to define $P(x)$:

$$\int_{-\infty}^{\infty} P(x) dx = 1 \quad (2.7)$$

We are going to ignore the constant for now to keep things simpler.

$$I = \int_{-\infty}^{\infty} e^{-\alpha x^2} dx \quad (2.8) \quad \Re[\alpha] > 0, \alpha \in \mathbb{C}$$

We need to resolve the integral of $P(x)$, but it is not a direct integral and is difficult to resolve it. Luckily for us, we can use a trick to resolve this integral.

$$\begin{aligned} I^2 &= \left[\int_{-\infty}^{\infty} e^{-\alpha x^2} dx \right] \left[\int_{-\infty}^{\infty} e^{-\alpha y^2} dy \right] = \\ &= \int_{-\infty}^{\infty} \int_{-\infty}^{\infty} e^{-\alpha(x^2+y^2)} dx dy = && dx dy = r dr d\theta \\ &= \int_0^{2\pi} d\theta \int_0^{\infty} r e^{-\alpha r^2} dr = \\ &= 2\pi \frac{-1}{2\alpha} \left[e^{-\alpha r^2} \right]_0^{\infty} = \frac{\pi}{\alpha} \end{aligned} \quad (2.9)$$

If we want 2.7 to be true we need to normalize it using the result from 2.9.

$$A = \sqrt{\frac{\alpha}{\pi}} \quad \text{where} \quad \alpha = \frac{1}{2\sigma^2} \quad (2.10)$$

We get that the final value of our $P(x)$ function is:

$$P(x) = \frac{1}{\sqrt{2\pi}\sigma} e^{-\frac{x^2}{2\sigma^2}} \quad (2.11)$$

We will continue with this later but first, we need to define Fourier Series.

2.4 Fourier Series

If we have a periodic function with length L so $f(x) = f(x+L)$, then we can rewrite any function in this way:

$$f(x) = \sum_{k=0}^N \tilde{f}_k \psi_k(x) \quad (2.12)$$

Where $\psi_k(x)$ follow the next statements.

$$\begin{aligned}
 1) \psi_k(x) &= \frac{1}{\sqrt{L}} e^{i \frac{2\pi k}{L} x} \\
 2) \int_0^L \psi_k^*(x) \psi_{k'}(x) dx &= \delta_{k,k'}
 \end{aligned}
 \tag{2.13}$$

δ is a Dirac delta

Using Fourier analysis we can rewrite our wave function into:

$$\psi(x) = \sqrt{P(x)} = \int_{-\infty}^{\infty} \tilde{\psi}(k) e^{ikx} dk
 \tag{2.14}$$

We can define the boundary conditions of $\psi(x)$ to be:

$$\begin{aligned}
 1) \text{Dom}[\psi(x)] &= \left(\frac{-L}{2}, \frac{L}{2} \right) \\
 2) \psi\left(\frac{L}{2}\right) &= \psi\left(\frac{-L}{2}\right) \\
 3) \psi(x) &= e^{ikx} = e^{i \frac{2\pi n}{L} x}
 \end{aligned}
 \tag{2.15}$$

We defined a orthogonal function g_n .

$$\begin{aligned}
 g_n(x) &= \frac{1}{\sqrt{L}} e^{i \frac{2\pi}{L} n x} \\
 \int_{-\frac{L}{2}}^{\frac{L}{2}} g_n^*(x) g_l(x) dx &= \frac{1}{L} \int_{-\frac{L}{2}}^{\frac{L}{2}} e^{i \frac{2\pi x}{L} (l-n)} dx = \delta_{l,n}
 \end{aligned}
 \tag{2.16}$$

$\delta_{l,n}$ is called Kronecker delta, this function is 1 when $l = n$ and 0 for any other values

We can use this function to rewrite $\psi(x)$

$$\begin{aligned}
 \psi(x) &= \frac{1}{\sqrt{L}} \sum_{n=-\infty}^{\infty} \tilde{\psi}_n g_n(x) \\
 \psi(x) &= \frac{1}{2\pi} \sum_{n=-\infty}^{\infty} \frac{2\pi}{L} e^{i \frac{2\pi n}{L} x} \tilde{\psi}_n
 \end{aligned}
 \tag{2.17}$$

The last expression in 2.17 is a Riemann sum so we can turn that expression into an integral.

$$\psi(x) = \frac{1}{2\pi} \int_{-\infty}^{\infty} \tilde{\psi}(k) e^{ikx} dk
 \tag{2.18}$$

We can find also an expression for $\tilde{\psi}_n$.

$$\begin{aligned}
 \int_{-\frac{L}{2}}^{\frac{L}{2}} \psi(x) g_l^*(x) dx &= \\
 &= \frac{1}{\sqrt{L}} \sum_{n=-\infty}^{\infty} \tilde{\psi}_n \int_{-\frac{L}{2}}^{\frac{L}{2}} g_n(x) g_l^*(x) dx = \\
 &= \frac{1}{\sqrt{L}} \sum_{n=-\infty}^{\infty} \tilde{\psi}_n \delta_{n,l} = \frac{1}{\sqrt{L}} \tilde{\psi}_l \quad (2.19) \\
 \tilde{\psi}_l &= \sqrt{L} \int_{-\frac{L}{2}}^{\frac{L}{2}} \psi(x) g_l^*(x) dx \\
 \tilde{\psi}_l &= \int_{-\frac{L}{2}}^{\frac{L}{2}} \psi(x) e^{-i\frac{2\pi l}{L}x} dx
 \end{aligned}$$

If we extend to the limit where L approximate infinity we can get a general solution for $\tilde{\psi}(x)$.

$$\tilde{\psi}(k) = \int_{-\infty}^{\infty} \psi(x) e^{-ikx} dx \quad (2.20)$$

We have two different relations between $\psi(x)$ and $\tilde{\psi}(k)$, we need to make sure this two relations make sense together. To do this we are going to use 2.20 and 2.18.

$$\begin{aligned}
 \psi(x) &= \frac{1}{2\pi} \int_{-\infty}^{\infty} \left[\int_{-\infty}^{\infty} \psi(y) e^{-iky} dy \right] e^{ikx} dk = \\
 &= \int_{-\infty}^{\infty} \psi(y) \left[\frac{1}{2\pi} \int_{-\infty}^{\infty} e^{ik(x-y)} dk \right] dy \quad (2.21) \\
 \psi(x) &= \int_{-\infty}^{\infty} \psi(y) \delta(x-y) dy
 \end{aligned}$$

The last equation we get from 2.21 is the definition of the Dirac delta function itself, so we prove that both expressions we have are right.

2.5 P(x) function II: $\psi(x)$ and $\tilde{\psi}(k)$

Using equation 2.11 and the definition of the P function we can get an expression for $\psi(x)$.

$$\psi(x) = \sqrt{P(x)} = \frac{1}{(2\pi\sigma^2)^{\frac{1}{4}}} e^{-\frac{x^2}{4\sigma^2}} \quad (2.22)$$

We can also define $\tilde{\psi}(k)$ using 2.20.

$$\tilde{\psi}(k) = \frac{1}{(2\pi\sigma^2)^{\frac{1}{4}}} \int_{-\infty}^{\infty} e^{-\frac{x^2}{4\sigma^2} - ikx} dx \quad (2.23)$$

This integral is not easy to solve, but we can get something similar to 2.8 and we already know the solution for that integral.

$$\begin{aligned} \frac{x^2}{4\sigma^2} + ikx &= \frac{1}{4\sigma^2}[x^2 + 4i\sigma^2 kx] = \\ &= \frac{1}{4\sigma^2}[(x + 2i\sigma^2 k)^2 + 4\sigma^4 k^2] \\ e^{\frac{-x^2}{4\sigma^2} - ikx} &= e^{-\sigma^2 k^2} e^{-\frac{1}{4\sigma^2}(x + 2i\sigma^2 k)^2} \end{aligned} \tag{2.24}$$

This expression can be used in 2.23 to resolve the integral doing a variable change ($\tau = x + 2i\sigma^2 k$).

$$\tilde{\psi}(k) = \frac{1}{(2\pi\sigma^2)^{\frac{1}{4}}} e^{-\sigma^2 k^2} \int_{-\infty}^{\infty} e^{-\frac{\tau^2}{4\sigma^2}} d\tau \tag{2.25}$$

We are not going to explain why $\infty + 2i\sigma^2 k = \infty$ and $-\infty + 2i\sigma^2 k = -\infty$, so the limits do not change. This can be prove with some complex analysis.

Now we can resolve this integral because we already know the solution from 2.8

$$\tilde{\psi}(k) = \frac{1}{(2\pi\sigma^2)^{\frac{1}{4}}} e^{-\sigma^2 k^2} \sqrt{4\sigma^2\pi} = 2^{\frac{3}{4}} \pi^{\frac{1}{4}} \sigma^{\frac{1}{2}} e^{-\sigma^2 k^2} \tag{2.26}$$

2.6 Free particle

If we set up the problem as a particle.

For $t = 0$:

- ▶ $x = 0$
- ▶ $v = 0$

Then $x(t) = 0$. Also if E or p are given instead of v we can resolve the problem for $x(t)$

If we interpret the free particle as a wave, using the knowledge from section 2.2 we will find a equation that describe the motion of the wave. First, we want to find a relation between w and k . We can get this equation using 2.4 and 2.5. Because we are working with a free particle $v = 0$

$$\omega = \frac{\hbar k^2}{2m} \tag{2.27}$$

The motion function can be found also using 2.4 and 2.5

$$\left(i\hbar \frac{d}{dt}\right) \psi = \frac{1}{2m} \left(-i\hbar \frac{d}{dx}\right)^2 \psi \tag{2.28}$$

We define $P(x,0)$ as a gaussian function as we did in previous chapters.

$$P(x, 0) = \frac{1}{\sqrt{2\pi\sigma^2}} e^{-\frac{x^2}{2\sigma^2}} \tag{2.29}$$

This $P(x,t)$ function is what we called intensity of the wave, the question now is: if the wave is free ($\psi = \psi(x, t)$), what is $P(x,t)$?

We know from the previous chapter the solutions for $\psi(x, 0)$ and $\tilde{\psi}(x, 0)$ when $P(x,0)$ is a gaussian.

$$\psi(x, 0) = \frac{1}{\sqrt{2\pi\sigma^2}} e^{-\frac{x^2}{4\sigma^2}} \quad (2.30)$$

$$\tilde{\psi}(k) = 2^{\frac{3}{4}} \pi^{\frac{1}{4}} \sigma^{\frac{1}{2}} e^{-\sigma^2 k^2} \quad (2.31)$$

If $\psi(x, 0)$ is interpreted as amplitude at x , $\tilde{\psi}(k)$ can be interpreted as amplitude at k . Also, we can define a intensity of k where $P(k) = \tilde{\psi}^2(k)$

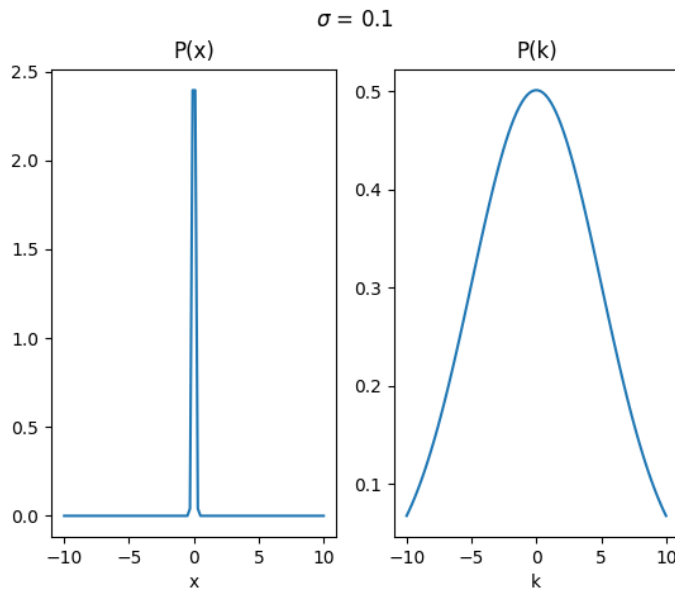


Figure 2.2: $P(x)$ and $P(k)$ for $\sigma = 0.1$.

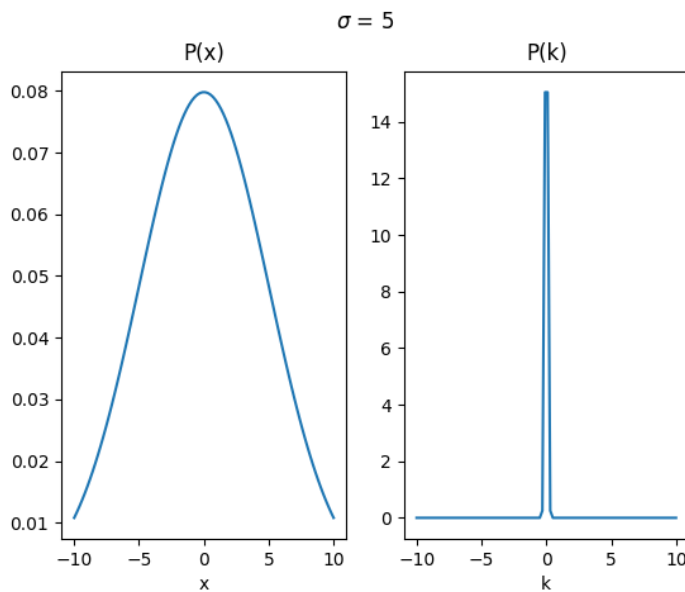


Figure 2.3: $P(x)$ and $P(k)$ for $\sigma = 5$.

In this page we can see two different figures. In Figure 2.2 we have a

very accurate result for the x value and a more deviated value for k while in Figure 2.3 is completely the opposite. This is a preamble to the uncertainty principle, however, we still haven't talked about quantum physics, this is just wave mechanics.

We need to get the expression among the time.

$$\psi(x, t) = \frac{1}{2\pi} \int_{-\infty}^{\infty} 2^{\frac{3}{4}} \pi^{\frac{1}{4}} \sigma^{\frac{1}{2}} e^{-\sigma^2 k^2} e^{ikx} e^{-i\frac{\hbar k^2}{2m}t} dk \quad (2.32)$$

To solve this integral we need to work with the exponent.

$$\begin{aligned} -\sigma^2 k^2 - i\frac{\hbar k^2}{2m}t + ikx &= \\ &= -\left(\sigma^2 + \frac{i\hbar t}{2m}\right)k^2 + ikx = \\ &= -\left(\sigma^2 + \frac{i\hbar t}{2m}\right)\left(k^2 - \frac{ikx}{\sigma^2 + \frac{i\hbar t}{2m}}\right) = \\ &= -\left(\sigma^2 + \frac{i\hbar t}{2m}\right)\left(k - \frac{ix}{2\left(\sigma^2 + \frac{i\hbar t}{2m}\right)}\right)^2 + \frac{x^2}{4\left(\sigma^2 + \frac{i\hbar t}{2m}\right)^2} \end{aligned} \quad (2.33)$$

We get a similar exponent to the ones we've been working with, where $\alpha = -\left(\sigma^2 + \frac{i\hbar t}{2m}\right)$ and my variable is $\tau = k - \frac{ix}{2\left(\sigma^2 + \frac{i\hbar t}{2m}\right)}$

Using this to resolve 2.32 we can get a final expression for $\psi(x, t)$.

$$\begin{aligned} \psi(x, t) &= \frac{1}{2\pi} 2^{\frac{3}{4}} \pi^{\frac{1}{4}} \sigma^{\frac{1}{2}} \frac{\pi^{\frac{1}{2}}}{\left(\sigma^2 + \frac{i\hbar t}{2m}\right)^{\frac{1}{2}}} e^{\frac{-x^2}{4\left(\sigma^2 + \frac{i\hbar t}{2m}\right)}} = \\ &= \left(\frac{\sigma^2}{2\pi\left(\sigma^2 + \frac{i\hbar t}{2m}\right)^2}\right)^{\frac{1}{4}} e^{-\frac{x^2}{4\left(\sigma^2 + \frac{i\hbar t}{2m}\right)}} \end{aligned} \quad (2.34)$$

We can calculate $P(x,t)$ knowing $\psi(x,t)$.

$$\begin{aligned} P(x, t) &= \frac{\sigma}{\sqrt{2\pi}\left(\sigma^4 + \frac{\hbar^2 t^2}{4m^2}\right)^{\frac{1}{2}}} e^{\frac{-x^2}{4}\left(\frac{1}{\sigma^2 + \frac{i\hbar t}{2m}} + \frac{1}{\sigma^2 - \frac{i\hbar t}{2m}}\right)} = \\ &= \frac{1}{\sqrt{2\pi\sigma^2\left(1 + \frac{\hbar^2 t^2}{4m^2\sigma^4}\right)}} e^{\frac{-x^2}{2\sigma^2}\left(\frac{1}{1 + \frac{\hbar^2 t^2}{4m^2\sigma^4}}\right)} \end{aligned} \quad (2.35)$$

We can get the final result of $P(x,t)$ from this equations.

$$P(x, t) = \frac{1}{\sqrt{2\pi\sigma^2(t)}} e^{-\frac{x^2}{2\sigma^2(t)}} \quad (2.36)$$

Where $\sigma(t)$ is defined as:

$$\sigma(t) = \sigma \sqrt{1 + \frac{\hbar^2 t^2}{4m^2 \sigma^4}} \quad (2.37)$$

We define the characteristic time (τ) as a property of the experiment itself.

$$\tau = \frac{m\sigma^2}{\hbar} \quad (2.38)$$

2.7 Examples

As we did in the first chapter we want to get some real values for this equations. We will find and plot the $P(x,t)$ and $\sigma(t)$ for 3 problems: the Earth, an electron and a neutrino.

Earth problem: We want to measure the position of the planet Earth. Our data for this problem is:

- ▶ $m = 5.97 \cdot 10^{24} \text{ kg}$
- ▶ $\sigma_0 = 10\%$
- ▶ $\hbar = 1.05 \cdot 10^{-34} \text{ J/s}$

We want to know the characteristic time first.

$$\tau = \frac{5.97 \cdot 10^{24} \cdot 0.1^2}{1.05 \cdot 10^{-34}} = 5.69 \cdot 10^{56} \text{ s} \quad (2.39)$$

We can plot now in steps of τ the function $\sigma(t)$.

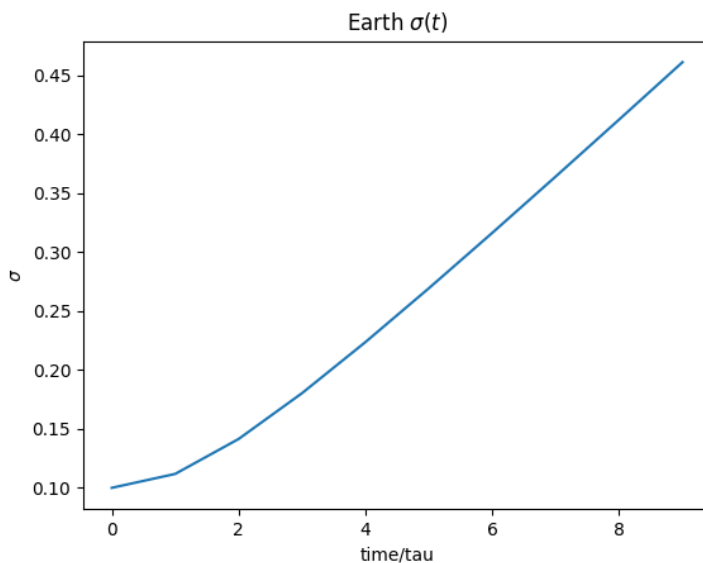


Figure 2.4: Function $\sigma(t)$ for the Earth experiment

Figure 2.5: Gif for $P(x,t)$ of the Earth experiment

Electron problem: We want to measure the position of an electron. Our data for this problem is:

- ▶ $m = 9.11 \cdot 10^{-31} \text{ kg}$
- ▶ $\sigma_0 = 10\%$
- ▶ $\hbar = 1.05 \cdot 10^{-34} \text{ J/s}$

We want to know the characteristic time first.

$$\tau = \frac{9.11 \cdot 10^{-31} \cdot 0.1^2}{1.05 \cdot 10^{-34}} = 86.76 \text{ s} \quad (2.40)$$

We can plot now in steps of τ the function $\sigma(t)$.

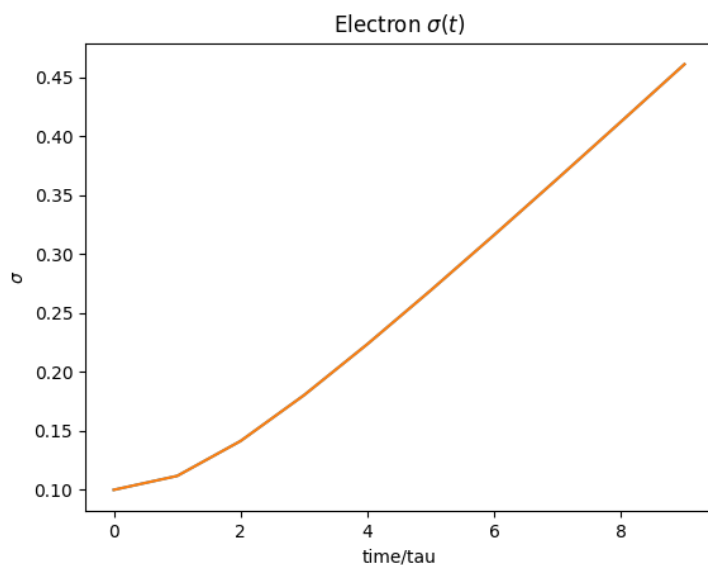


Figure 2.6: Function $\sigma(t)$ for the Electron experiment

Figure 2.7: Gif for $P(x,t)$ of the Electron experiment

At a first view the figures for the Earth and the Electron seems similar but we have to think that we are using the characteristic time as a step so the scale is completely different, while the electron functions evolve significantly in less than 100 seconds, the Earth function is changing in an order of 10^{56} seconds (MORE THAN THE AGE OF THE UNIVERSE!!).

Neutron problem: In this experiment we are going to measure the position of a neutron before it decays. A neutron has an average life time of 879 seconds. In this case because we know the scale of time we want to work with we won't calculate the characteristic time now. The data for this experiment is:

- ▶ $m = 1.67 \cdot 10^{-27} \text{kg}$
- ▶ $\sigma_0 = 10\%$
- ▶ $\hbar = 1.05 \cdot 10^{-34} \text{J/s}$

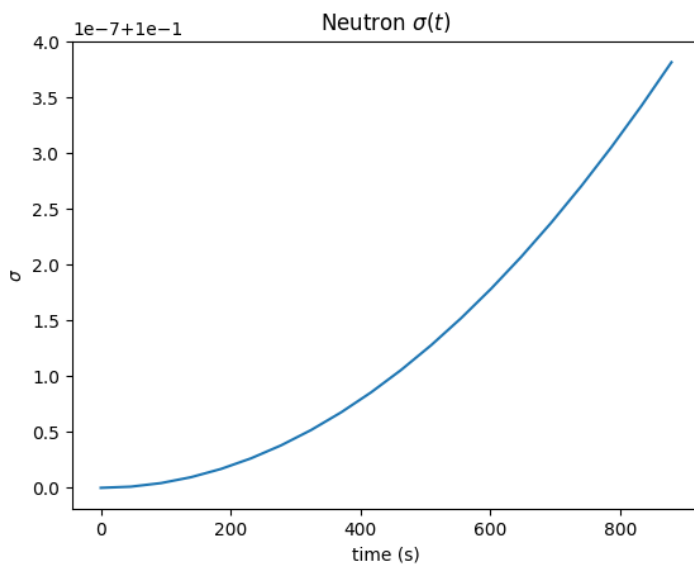


Figure 2.8: Function $\sigma(t)$ for the Neutron decay

Figure 2.9: Gif for $P(x,t)$ of the Neutron decay

In this case we can not appreciate a change in this scale of time. The neutron decays too fast to get an important change in his intensity. But how fast, is too fast? We can calculate the characteristic time to answer this question.

$$\tau = \frac{1.67 \cdot 10^{-27} \cdot 0.1^2}{1.05 \cdot 10^{-34}} = 1.59 \cdot 10^5 \text{ s} \quad (2.41)$$

We can appreciate in this equation that the characteristic time is almost 10^3 times bigger than the decay time, that is why we don't get to see a change in the density function among time.

Extra problem: We want to do one more experiment. We can use this functions to know how much it would change the measure of a human. The data is:

- ▶ $m = 70 \text{ kg}$
- ▶ $\sigma_0 = 10\%$
- ▶ $\hbar = 1.05 \cdot 10^{-34} \text{ J/s}$

We want to know the characteristic time first.

$$\tau = \frac{70 \cdot 0.1^2}{1.05 \cdot 10^{-34}} = 6.67 \cdot 10^{33} \text{ s} \quad (2.42)$$

We can plot now in steps of τ the function $\sigma(t)$.

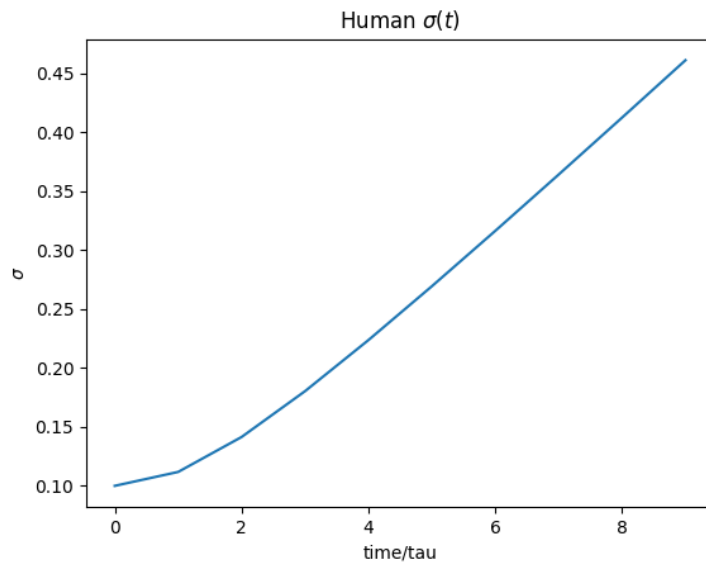


Figure 2.10: Function $\sigma(t)$ for the Electron experiment

Figure 2.11: Gif for $P(x,t)$ of the Electron experiment

Again we get something similar to the Earth and the Electron problems, but this time our step is an order of $10^{33}s$, this is still larger than the age of the universe.

A free particle is an easy example but we will start with something more difficult in the next chapter.

In this chapter we will find the intensity and the ψ function of a particle under a potential.

3.1 Potential in 3 dimensions

First, we need to define our energy and our equations in 3D, this equations can be obtained from the second chapter generalizing to 3 dimensions.

$$\frac{p_x^2 + p_y^2 + p_z^2}{2m} + V(x, y, z) = E \quad (3.1)$$

$$\left[-\frac{\hbar^2}{2m} \left[\frac{\partial^2}{\partial x^2} + \frac{\partial^2}{\partial y^2} + \frac{\partial^2}{\partial z^2} \right] + V(x, y, z) \right] \psi = i\hbar \frac{\partial}{\partial t} \psi \quad (3.2)$$

Where ψ is a function of space and time, i.e. $\psi = \psi(x, y, z, t)$. Before doing some operations with this equations we want to define a boundary for the intensity function. When we talk about this function in the second chapter we define a boundary in 2.7, we need to do the same but in 3 dimensions.

$$\int_{-\infty}^{\infty} \int_{-\infty}^{\infty} \int_{-\infty}^{\infty} P(x, y, z) dx dy dz = 1 \quad (3.3)$$

For this equation to be satisfied we need to achieve this properties:

- ▶ $\lim_{x \rightarrow \infty} P(x, y, z) = 0 \forall y, z$
- ▶ $\lim_{y \rightarrow \infty} P(x, y, z) = 0 \forall x, z$
- ▶ $\lim_{z \rightarrow \infty} P(x, y, z) = 0 \forall x, y$

The intensity is define as $P(x, y, z, t) = \psi \psi^*$. We have defined the intensity and we can continue now with Equation 3.2. To resolve this we will use the equation and it's conjugate and we will multiply for ψ or ψ^* .

$$\begin{aligned} \psi^* \left[-\frac{\hbar^2}{2m} \left[\frac{\partial^2}{\partial x^2} + \frac{\partial^2}{\partial y^2} + \frac{\partial^2}{\partial z^2} \right] + V \right] \psi &= i\psi^* \hbar \frac{\partial}{\partial t} \psi \\ \psi \left[-\frac{\hbar^2}{2m} \left[\frac{\partial^2}{\partial x^2} + \frac{\partial^2}{\partial y^2} + \frac{\partial^2}{\partial z^2} \right] + V \right] \psi^* &= -i\psi \hbar \frac{\partial}{\partial t} \psi^* \end{aligned} \quad (3.4)$$

To continue we will subtract the first equation with the second one.

$$\begin{aligned} \frac{\hbar^2}{2m} \left[\psi \left[\frac{\partial^2}{\partial x^2} + \frac{\partial^2}{\partial y^2} + \frac{\partial^2}{\partial z^2} \right] \psi^* - \psi^* \left[\frac{\partial^2}{\partial x^2} + \frac{\partial^2}{\partial y^2} + \frac{\partial^2}{\partial z^2} \right] \psi \right] &= i\hbar \left[\psi \frac{\partial}{\partial t} \psi^* + \psi^* \frac{\partial}{\partial t} \psi \right] \\ \frac{\hbar^2}{2m} \left[\frac{\partial}{\partial x} \left(\psi \frac{\partial}{\partial x} \psi^* - \psi^* \frac{\partial}{\partial x} \psi \right) + \frac{\partial}{\partial y} \left(\psi \frac{\partial}{\partial y} \psi^* - \psi^* \frac{\partial}{\partial y} \psi \right) + \right. \\ \left. + \frac{\partial}{\partial z} \left(\psi \frac{\partial}{\partial z} \psi^* - \psi^* \frac{\partial}{\partial z} \psi \right) \right] &= i\hbar \left[\psi \frac{\partial}{\partial t} \psi^* + \psi^* \frac{\partial}{\partial t} \psi \right] \end{aligned} \tag{3.5}$$

If we integrate both sides we get that the left side is 0.

$$\begin{aligned} i\hbar \int_{-\infty}^{\infty} dx \int_{-\infty}^{\infty} dy \int_{-\infty}^{\infty} dz \left[\psi \frac{\partial}{\partial t} \psi^* + \psi^* \frac{\partial}{\partial t} \psi \right] &= 0 \\ \frac{d}{dt} \int_{-\infty}^{\infty} dx \int_{-\infty}^{\infty} dy \int_{-\infty}^{\infty} dz \psi \psi^* &= 0 \end{aligned} \tag{3.6}$$

This equation tell us that the total intensity must be constant among the time, so now we know the conditions of the intensity for space from 3.3 and for time.

3.2 Discontinuous Functions

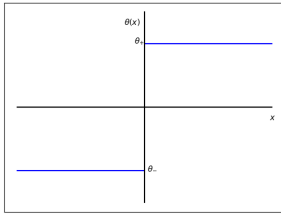


Figure 3.1: Discontinuous function with a finite jump in $x = 0$

We will work in one dimension only for now on to get things easier. Some potentials are discontinuous function, one of the most common example is the square well potential. We want to study this discontinuous functions and for that we will recover the delta function.

We want to prove that:

$$\frac{d\theta}{dx} = C\delta(x) \tag{3.7}$$

This equation is true if:

$$\int_{-\infty}^{\infty} f(x) \frac{d\theta}{dx} dx = f(0)C \tag{3.8}$$

Because of the definition of the delta function. To prove this and also to

get the value of C we need to operate carefully this integral.

$$\begin{aligned}
 & \int_{-\infty}^{\infty} \left(\frac{d}{dx} [f(x)\theta(x)] - \theta(x) \frac{df}{dx} \right) dx = \\
 & = [f(x)\theta(x)]_{-\infty}^{\infty} - \int_{-\infty}^{\infty} \frac{d\theta}{dx} \theta(x) dx = \\
 & = f(\infty)\theta_+ + f(-\infty)\theta_- + \theta_- \int_{-\infty}^0 \frac{df}{dx} dx - \theta_+ \int_0^{\infty} \frac{df}{dx} dx = \\
 & = f(\infty)\theta_+ + f(-\infty)\theta_- + \theta_- (f(0) - f(-\infty)) - \theta_+ (f(\infty) - f(0)) = \\
 & = f(0)[\theta_- + \theta_+]
 \end{aligned} \tag{3.9}$$

We prove that 3.7 is true and also that C is the "jump" distance in the discontinuous function.

3.3 Square Potential Well

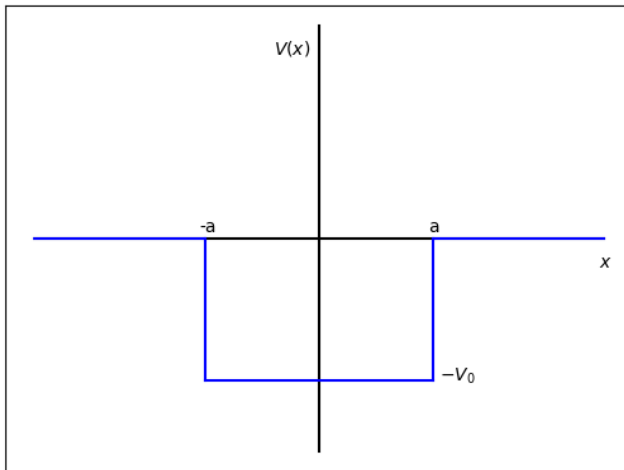


Figure 3.2: Square Potential Well

We have a potential as the one in Figure 3.2 and we want to study the intensity and the ψ function of a particle among space and time. First i have to define the potential.

$$f(x) = \frac{-dV}{dx} \tag{3.10}$$

In particle mechanics the problem will be solved with the equation of the energy.

$$E = \frac{1}{2}m \left(\frac{dx}{dt} \right)^2 + V(x) = constant \tag{3.11}$$

In wave mechanics is more complex we will get the Schrödinger Wave Equation for one dimension.

$$i\hbar \frac{\partial \psi(x, t)}{\partial t} = \frac{-\hbar^2}{2m} \frac{\partial^2 \psi(x, t)}{\partial x^2} + V(x)\psi(x, t) \quad (3.12)$$

Let's consider one solution to this equation.

$$\psi(x, t) = \phi(x)e^{-i\frac{E}{\hbar}t} \quad (3.13)$$

Where $\phi(x)$ is a real function, if we remember we solved $\phi(x)$ for the free particle problem and it was a exponential.

$$\phi(x) = e^{ikx} \quad (3.14)$$

This function does not fulfill equation 3.3.

$$\int_{-\infty}^{\infty} \phi^*(x)\phi(x)dx = \infty \quad (3.15)$$

This means that we only have solutions if $V(x) \neq 0$.

Using our knowledge on the previous section we can get an expression for $f(x)$.

$$f(x) = \frac{-dV}{dx} = -[(-V_0 - 0)\delta(-a) + (0 - (-V_0))\delta(a)] = V_0\delta(-a) - V_0\delta(a) \quad (3.16)$$

We want to redefine the energy, so we do not get stuck with the signs.

Energy = - E where $E > 0$

For a bound state $0 < E < V_0$ must be true. This is a bound state because is similar to the first chapter example when we said that a negative energy implies a closed orbit because the particle must be between the r_{min} and the r_{max} for the energy to be constant, this is exactly the same, but because is in one dimension the particle should bounce between the potential well in a classical approach.

We need now to rewrite the wave equation and the solution.

$$\psi(x, t) = \phi(x)e^{i\frac{E}{\hbar}t} \quad (3.17)$$

$$-E\phi(x) = \frac{-\hbar^2}{2m} \frac{d^2\phi(x)}{dx^2} + V(x)\phi(x) \quad (3.18)$$

So the equation for the three different parts of the potential are:

$$\begin{aligned}\frac{d^2\phi}{dx^2} &= \frac{2mE}{\hbar^2}\phi && \text{where } x < -a \\ \frac{d^2\phi}{dx^2} &= -\frac{2m(V_0 - E)}{\hbar^2}\phi && \text{where } -a < x < a \\ \frac{d^2\phi}{dx^2} &= \frac{2mE}{\hbar^2}\phi && \text{where } x > a\end{aligned}\quad (3.19)$$

We need to resolve this equations. The solution to this equations are exponential for the first and the third intervals and an addition of a sine and a cosine function.

For the exponential functions we are going to define the exponent as α . Because the differential equation implies a second derivative this means that the exponential can be $-\alpha$ or $+\alpha$, this sign is going to depend on the equation 3.3. We are also going to define β as the argument of the sine and cosine functions.

$$\begin{aligned}\alpha &= a\sqrt{\frac{2mE}{\hbar^2}} \\ \beta &= a\sqrt{\frac{2m(V_0 - E)}{\hbar^2}} \\ \gamma^2 &= \beta^2 + \alpha^2 = a^2\frac{2mV_0}{\hbar^2}\end{aligned}\quad (3.20)$$

We have also defined gamma, that is a constant of the problem (does not depend on the energy) and is going to be useful to determine the values of α and β after we solve the equations.

We can solve now our differential equations.

$$\begin{aligned}Ae^{\frac{-\alpha}{a}x} &&& x > a \\ \psi(x) &= B\sin\left(\frac{\beta}{a}x\right) + C\cos\left(\frac{\beta}{a}x\right) && -a < x < a \\ De^{\frac{\alpha}{a}x} &&& x < -a\end{aligned}\quad (3.21)$$

Now we need to use the boundary conditions. We already know that 3.3 must be true and we will use that condition later, but we also know that ϕ must be continuous because we define it as a continuous function and the first derivative must be continuous also because if not, then we will have Dirac's delta functions in the wave equation that can not cancel with anything. So we have two boundary conditions that will become 4 equations. But before we will do some changes in 3.21 to get easier

equations later.

$$\begin{aligned} Ae^{-\frac{\alpha}{a}x} & & x > a \\ \psi(x) = Be^{-\alpha} \sin\left(\frac{\beta}{a}x\right) + Ce^{-\alpha} \cos\left(\frac{\beta}{a}x\right) & & -a < x < a \\ De^{\frac{\alpha}{a}x} & & x < -a \end{aligned} \quad (3.22)$$

The continuity conditions can be set now.

$$\begin{aligned} D &= -B\sin(\beta) + C\cos(\beta) \\ A &= B\sin(\beta) + C\cos(\beta) \\ D\alpha &= B\beta\cos(\beta) + C\beta\sin(\beta) \\ -A\alpha &= B\beta\cos(\beta) - C\beta\sin(\beta) \end{aligned} \quad (3.23)$$

This is a homogeneous system, so one of the solutions is $A=B=C=D=0$ but this solution is not allowed. If we solved for this we will get two equations that actually imply 4 equations.

$$\begin{aligned} C(\alpha\cos(\beta) - \beta\sin(\beta)) &= 0 \\ B(\alpha\sin(\beta) + \beta\cos(\beta)) &= 0 \end{aligned} \quad (3.24)$$

If $B = C = 0$, A and D will be 0 also and we already said that is not an option, so we have three possibilities. Let's try doing both parenthesis equal to 0 and add them multiplying by some factor.

$$\begin{aligned} \sin(\beta)(\alpha\sin(\beta) + \beta\cos(\beta)) + \cos(\beta)(\alpha\cos(\beta) - \beta\sin(\beta)) &= 0 \\ \alpha\sin^2(\beta) + \alpha\cos^2(\beta) &= 0 \end{aligned} \quad (3.25)$$

With our choice the solution is $\alpha = 0$ but α can not be 0, so we only have two choices both of them are right.

If we take a look at this dependency between α and β and we include our gamma equation to the chart we would see something interesting.

$$\begin{aligned} \alpha &= -\beta \cot(\beta) \\ \alpha &= \beta \tan(\beta) \\ \gamma^2 &= \alpha^2 + \beta^2 \end{aligned} \quad (3.26)$$

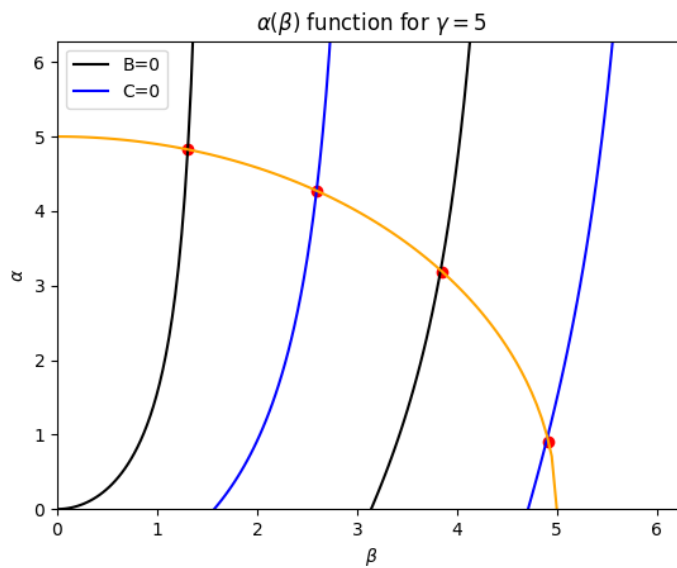


Figure 3.3: α as a function of β for $\gamma = 5$

This proves that the energy is quantized because only some values for α (that is a function of Energy) are possible.

And the solutions are:

Solution for $C = 0$

$$\begin{aligned}
 A &= B \sin(\beta) \\
 B &= B \\
 C &= 0 \\
 D &= -B \sin(\beta)
 \end{aligned}
 \tag{3.27}$$

Solution for $B = 0$

$$\begin{aligned}
 A &= C \cos(\beta) \\
 B &= 0 \\
 C &= C \\
 D &= C \cos(\beta)
 \end{aligned}
 \tag{3.28}$$

We still have one variable left to resolve, to do this we will need to use 3.3. We will resolve only for the case $B = 0$, the other one will turn the

same.

$$\begin{aligned}
 \int_{-\infty}^{\infty} \phi^2(x) dx &= \\
 &= C^2 \left[\cos^2(\beta) \int_{-\infty}^{-a} e^{\frac{2\alpha}{a}x} dx + e^{-2\alpha} \int_{-a}^a \cos^2\left(\frac{\beta}{a}x\right) dx + \cos^2(\beta) \int_a^{\infty} e^{-\frac{2\alpha}{a}x} dx \right] = \\
 &= C^2 \left[\cos^2(\beta) \frac{a}{2\alpha} \left[e^{\frac{2\alpha}{a}x} \right]_{-\infty}^{-a} + \frac{e^{-2\alpha}}{2} \left[\frac{a}{2\beta} \sin\left(\frac{2\beta}{a}x\right) + x \right]_{-a}^a - \cos^2(\beta) \frac{a}{2\alpha} \left[e^{-\frac{2\alpha}{a}x} \right]_a^{\infty} \right] = \\
 &= C^2 a e^{-2\alpha} \left[\frac{\cos^2(\beta)}{\beta \tan(\beta)} + \frac{\sin(2\beta)}{2\beta} + 1 \right] = \\
 &= C^2 a e^{-2\alpha} \left[\frac{1}{\alpha} + 1 \right] = 1
 \end{aligned} \tag{3.29}$$

Now we need to resolve for C in the last step.

$$C^2 = \frac{\alpha e^{2\alpha}}{a(1 + \alpha)} \tag{3.30}$$

If $C=0$ then, B^2 is equal to the expression above.

Now we can solve for everything in the problem for a given gamma.

3.4 Examples

We will plot some of the solutions for different gamma and for the largest gamma we will try to approach and explain a classical behaviour.

First example: In this case we will took gamma = 10, and plot two of the solutions, one for $B=0$ and the other one for $C=0$.

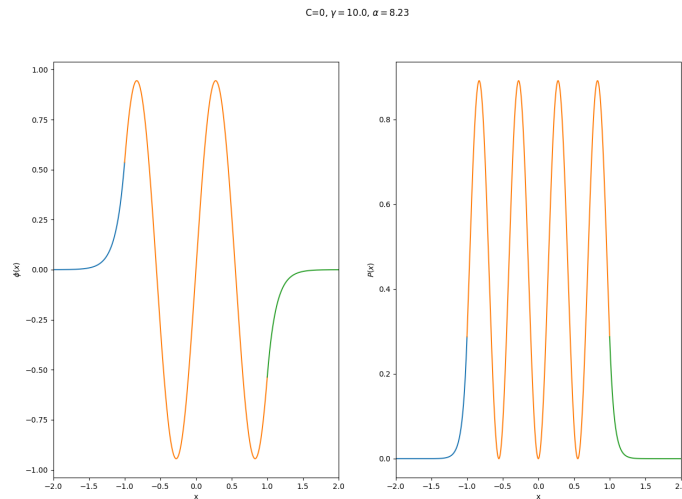


Figure 3.4: $\phi(x)$ and $P(x)$ functions for gamma = 10

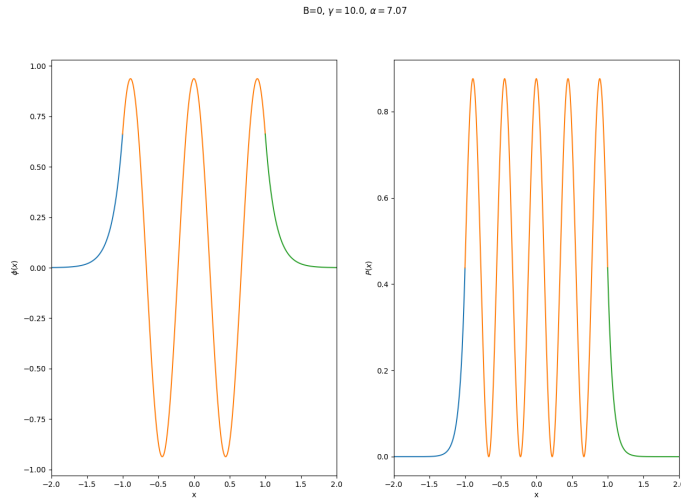


Figure 3.5: $\phi(x)$ and $P(x)$ functions for $\gamma = 10$

Now we will try to achieve a similar behaviour to the well-known particle approach, where all the probability is inside the square root potential and all of it is equally likely to have the particle. We can achieve this finding the $P(x)$ function for a bigger γ and a small α .

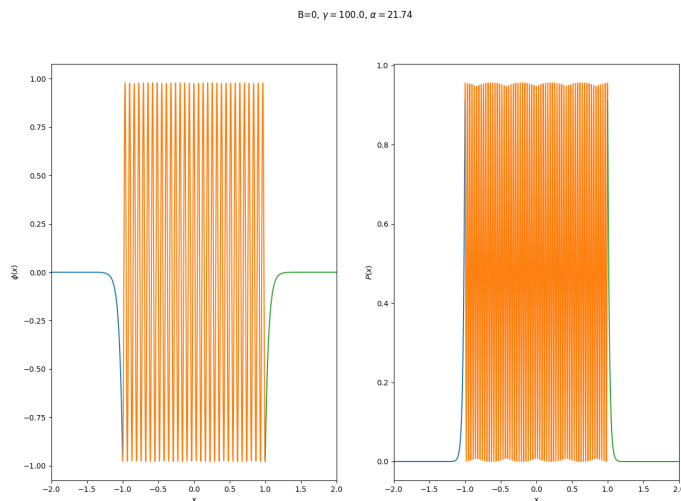


Figure 3.6: $\phi(x)$ and $P(x)$ functions for $\gamma = 100$

In Figure 3.6 we can see that we get what we expect for a particle behaviour but we still have that quantum behaviour because the integral outside of the square potential is not zero as it should be in the particle behaviour.

Delta function potential

We want to understand solids and their properties, for example why copper is a conductor and wood is not? For this and other questions we will propose our next problem, the delta function potential problem.

4.1 Definition of the potential . 33

4.2 Solution 33

4.1 Definition of the potential

We define our potential this time as

$$V(x) = -2C\delta(x) \tag{4.1}$$

Where $C = V_0a$.

Because we have delta functions in our equations we can not call them normal equations so we will use quotes to differentiate them from real equations.

$$" \frac{\hbar^2}{2m} \frac{\partial^2 \phi}{\partial x^2} + 2C\delta(x)\phi(x) = +E\phi(x) " \tag{4.2}$$

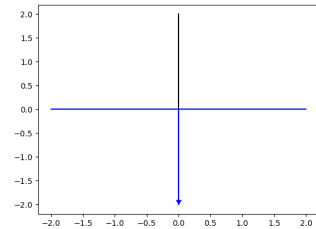


Figure 4.1: Delta function potential

4.2 Solution

The solution for this equation is:

$$\psi(x, t) = e^{i\frac{E}{\hbar}t} \phi(x) \tag{4.3}$$

Now we need to solve our equation for $\phi(x)$.

$$" \frac{\partial^2 \phi}{\partial x^2} + \frac{4mC}{\hbar^2} \delta(x)\phi(x) = \frac{2mE}{\hbar^2} \phi(x) " \tag{4.4}$$

$$" \frac{\partial^2 \phi}{\partial x^2} + \frac{4mV_0a}{\hbar^2} \delta(x)\phi(x) = \frac{2mE}{\hbar^2} \phi(x) "$$

We need to define two variables to resolve this equations, α and g (This variables are completely different to the variables in the previous chapter).

$$g = \frac{2mV_0a}{\hbar^2}$$

$$\alpha = \sqrt{\frac{2mE}{\hbar^2}} \tag{4.5}$$

As we did in the previous chapter we have to think about the continuity in $\phi(x)$. Can $\phi(x)$ be discontinuous? The answer is no. $\phi(x)$ is continuous because if it weren't continuous the second derivative would look like the derivative of a delta function and the equations don't make sense with that assumption. However, in this case the first derivative of $\phi(x)$ must be discontinuous because we need the second derivative to go as a delta function.

We solve for $\phi(x) \neq 0$.

$$\frac{\partial^2 \phi(x)}{\partial x^2} = \alpha^2 \phi(x) \quad (4.6)$$

The solution to this differential equation is:

$$\phi(x) = \begin{cases} Ae^{\alpha x} & \text{where } x \leq 0 \\ Ae^{-\alpha x} & \text{where } x \geq 0 \end{cases} \quad (4.7)$$

And the derivatives are going to be:

$$\frac{\partial \phi(x)}{\partial x} = \begin{cases} A\alpha e^{\alpha x} & \text{where } x \leq 0 \\ -A\alpha e^{-\alpha x} & \text{where } x \geq 0 \end{cases} \quad (4.8)$$

$$\frac{\partial^2 \phi(x)}{\partial x^2} = \begin{cases} A\alpha^2 e^{\alpha x} & \text{where } x \leq 0 \\ A\alpha^2 e^{-\alpha x} & \text{where } x \geq 0 \end{cases} + B\delta(x) \quad (4.9)$$

To solve for A we are going to use the continuity conditions we mention before and the fundamental theorem of calculus.

$$\int_{-\infty}^{\infty} \frac{\partial^2 \phi(x)}{\partial x^2} dx = \left[\frac{\partial \phi}{\partial x} \right]_{x=-\infty} - \left[\frac{\partial \phi}{\partial x} \right]_{x=\infty}$$

$$A\alpha^2 \int_{-\infty}^0 e^{\alpha x} dx + A\alpha^2 \int_0^{\infty} e^{-\alpha x} dx + B \int_{-\infty}^{\infty} \delta(x) dx = 0 \quad (4.10)$$

$$A\alpha + A\alpha + B = 0$$

$$B = -2A\alpha$$

We want to integrate 4.4 for $x=0$ to remove the quotes.

$$A\alpha^2 \int_{-\infty}^0 e^{\alpha x} dx + A\alpha^2 \int_0^{\infty} e^{-\alpha x} dx + = \int_{-\infty}^{\infty} \frac{\partial^2 \phi(x)}{\partial x^2} dx + 2g \int_{-\infty}^{\infty} \delta(x)\phi(x) dx$$

$$[\alpha A e^{\alpha x}]_{-\infty}^0 - [\alpha A e^{\alpha x}]_0^{\infty} = 0 + 2g\phi(0)$$

$$2\alpha A = 2gA$$

$$\alpha = g$$

(4.11)

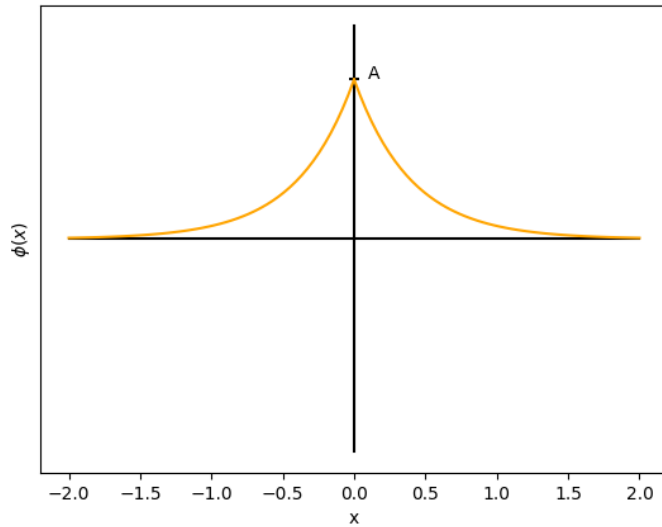


Figure 4.2: Solution for $g=2.5$ of $\phi(x)$ for the delta function potential.

In this case we only have one possible value for α so only one Energy level is possible. The solution to the problem is:

$$\phi(x) = \begin{cases} Ae^{gx} & x < 0 \\ Ae^{-gx} & x > 0 \end{cases} \quad (4.12)$$

$$P(x) = \begin{cases} A^2e^{2gx} & x < 0 \\ A^2e^{-2gx} & x > 0 \end{cases} \quad (4.13)$$

To solve for A we need to use the property from 3.3.

$$P(x) = \begin{cases} A^2e^{2gx} & x < 0 \\ A^2e^{-2gx} & x > 0 \end{cases} \quad (4.14)$$

$$\int_{-\infty}^{\infty} P(x)dx = 1$$

$$\frac{A^2}{g} = 1 \quad (4.15)$$

$$A^2 = g$$

We have finally solved the problem and the solution is:

$$\phi(x) = \begin{cases} \sqrt{g}e^{gx} & x < 0 \\ \sqrt{g}e^{-gx} & x > 0 \end{cases} \quad (4.16)$$

We will not do examples using this model because is not that usefull, but it will help us understand the next problem better.

Multiple potentials

5

Until this moment we have only work with 1 potential well but if our goal is to understand solids and their properties we need to figure out how our quantum world works with multiple potential.

5.1 Definition

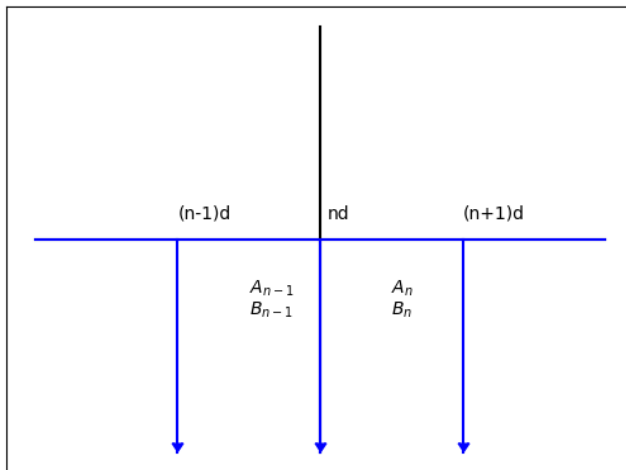
In this problem we will have N delta function potentials, as the one in the previous chapter, separated by a distance d, with a fix value for g of g=1. The potential can be defined as:

$$V(x) = -2V_0a \left[\sum_{n=1}^N \delta(x - nd) \right] \quad (5.1)$$

Using 5.1 we get the wave equation for this problem.

$$\alpha^2 \phi(x) = \frac{\partial^2 \phi(x)}{\partial x^2} + 2g \left[\sum_{n=1}^N \delta(x - nd) \right] \phi(x) \quad (5.2)$$

Outside of the potentials the equation to solve will be the same as 4.6, our goal is going to be trying to find the relation between the A and B coefficients at both sides of a potential as we can see in Figure 5.2



- 5.1 Definition 37
- 5.2 Solution 38
- 5.3 Solutions for N = 1,2 39
- 5.4 Solving for x as a circumference 41
- 5.5 Solution for all the possible energies. 44

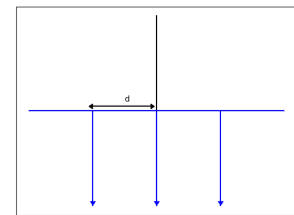


Figure 5.1: Multiple delta function potentials problem.

Figure 5.2: Coefficients outside of the potentials near $x=nd$.

5.2 Solution

We are adding the term $-nd \pm d/2$ in the exponential because it will make the math easier later.

Our potential at $x = nd$ will look like Figure 5.2 and the solution at the left and right side of the potential in $x=nd$ will be:

$$\begin{aligned}\phi(x) &= A_{n-1}e^{-\alpha(x-[nd-\frac{d}{2}])} + B_{n-1}e^{\alpha(x-[nd-\frac{d}{2}])} & x < nd \\ \phi(x) &= A_n e^{-\alpha(x-[nd+\frac{d}{2}])} + B_n e^{\alpha(x-[nd+\frac{d}{2}])} & x > nd\end{aligned}\quad (5.3)$$

First, if we look at the limits when $n=1$ and $n=N$ we get the solutions from the previous chapter.

$$\begin{aligned}A_0 &= 0 \\ B_N &= 0\end{aligned}\quad (5.4)$$

We will use the continuity of the function and its derivatives, as we already explain in Chapter 4, to relate the A and B coefficients.

The first condition is that $\phi(x)$ is continuous. To simplify we will use $v = e^{-\alpha\frac{d}{2}}$.

$$A_{n-1}v + \frac{B_{n-1}}{v} = \frac{A_n}{v} + B_nv \quad (5.5)$$

The second condition is our relation between the derivatives in $x = nd$ shown in 4.11

$$\begin{aligned}[-\alpha A_{n-1}v + \alpha \frac{B_{n-1}}{v}] - [-\alpha \frac{A_n}{v} + \alpha B_nv] &= 2[A_{n-1}v + \frac{B_{n-1}}{v}] \\ A_{n-1}(-\alpha v - 2v) + B_{n-1}(\frac{\alpha}{v} - \frac{2}{v}) &= -\alpha A_n \frac{1}{v} + \alpha B_nv \\ -A_n \frac{1}{v} + B_nv &= -vA_{n-1}(1 + \frac{2}{\alpha}) + \frac{1}{v}B_{n-1}(1 - \frac{2}{\alpha})\end{aligned}\quad (5.6)$$

If we add and subtract both conditions we will get the next equations:

$$\begin{aligned}B_n &= -\frac{1}{\alpha}A_{n-1} + \frac{1}{v^2}(1 - \frac{1}{\alpha})B_{n-1} \\ A_n &= v^2(1 + \frac{1}{\alpha})A_{n-1} + \frac{1}{\alpha}B_{n-1}\end{aligned}\quad (5.7)$$

We want to show this like a matrix.

$$\begin{pmatrix} A_n \\ B_n \end{pmatrix} = \begin{bmatrix} v^2(1 + \frac{1}{\alpha}) & \frac{1}{\alpha} \\ -\frac{1}{v} & \frac{1}{v^2}(1 - \frac{1}{\alpha}) \end{bmatrix} \begin{pmatrix} A_{n-1} \\ B_{n-1} \end{pmatrix}\quad (5.8)$$

We will called this matrix T. Now we can relate any index with each other because T does not depend on n, i.e. $T = T(\alpha, d)$. Now we will

find the solutions for alpha using the relation between $n=1$ and $n=N$ coefficients.

$$\begin{pmatrix} A_N \\ B_N \end{pmatrix} = [T]^N \begin{pmatrix} A_0 \\ B_0 \end{pmatrix} \quad (5.9)$$

To solve for alpha we will use 5.4.

$$\begin{pmatrix} A_N \\ 0 \end{pmatrix} = \begin{bmatrix} (T^N)_{11} & (T^N)_{12} \\ (T^N)_{21} & (T^N)_{22} \end{bmatrix} \begin{pmatrix} 0 \\ B_0 \end{pmatrix} \quad (5.10)$$

For this equations to be true we get the condition, $(T^N)_{22} = 0$. This will give the solutions for alpha and will depend only on d .

However, the number of solutions for alpha will be dependent on N , i.e. the number of delta function potentials

5.3 Solutions for $N = 1, 2$

Now that we have the general solution, we can try to get the simplest examples.

For $N = 1$ it will be extremely simple.

$$\frac{1}{v^2} \left(1 - \frac{1}{\alpha}\right) = 0 \quad (5.11)$$

Solving for α we get $\alpha = 1$ that exactly the value for g , this tell us that when $N=1$ we recover the solution from the previous chapter, wich make sense.

For $N = 2$ we need to square the matrix.

$$\begin{aligned} T^2 &= \begin{bmatrix} v^2(1 + \frac{1}{\alpha}) & \frac{1}{\alpha} \\ -\frac{1}{\alpha} & \frac{1}{v^2}(1 - \frac{1}{\alpha}) \end{bmatrix}^2 = \\ &= \begin{bmatrix} v^2(1 + \frac{1}{\alpha}) & \frac{1}{\alpha} \\ -\frac{1}{\alpha} & \frac{1}{v^2}(1 - \frac{1}{\alpha}) \end{bmatrix} \begin{bmatrix} v^2(1 + \frac{1}{\alpha}) & \frac{1}{\alpha} \\ -\frac{1}{\alpha} & \frac{1}{v^2}(1 - \frac{1}{\alpha}) \end{bmatrix} = \\ &= \begin{bmatrix} v^4(1 + \frac{1}{\alpha})^2 - \frac{1}{\alpha^2} & \frac{1}{\alpha} [v^2(1 + \frac{1}{\alpha}) + \frac{1}{v}(1 - \frac{1}{\alpha})] \\ -\frac{1}{\alpha} [v^2(1 + \frac{1}{\alpha}) + \frac{1}{v}(1 - \frac{1}{\alpha})] & -\frac{1}{\alpha^2} + \frac{1}{v^4}(1 - \frac{1}{\alpha})^2 \end{bmatrix} \end{aligned} \quad (5.12)$$

From the expresion of T_{22} we can get the solutions for alpha.

$$\begin{aligned} -\frac{1}{\alpha^2} + \frac{1}{v^4} \left(1 - \frac{1}{\alpha}\right)^2 &= 0 \\ \pm \frac{1}{\alpha} &= e^{\alpha d} \left(1 - \frac{1}{\alpha}\right) \end{aligned} \quad (5.13)$$

We get two different solutions from this equation.

$$\begin{aligned} \alpha &= 1 + e^{-ad} \\ \alpha &= 1 - e^{-ad} \end{aligned} \tag{5.14}$$

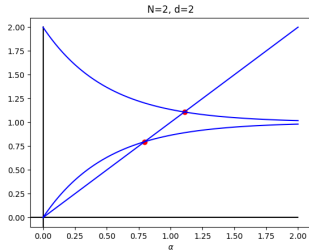


Figure 5.3: Solutions for $(T^N)_{22} = 0$ for $N=2$ and $d=2$

The solutions have been found using numerical analysis.

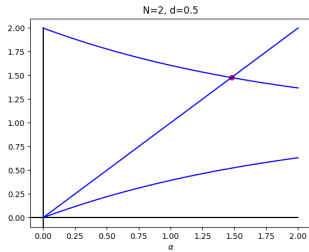


Figure 5.4: Solutions for $(T^N)_{22} = 0$ for $N=2$ and $d=0.5$

If we plot both sides of the equations we can see two different results depending on d . If d is greater than 1 we will get two solutions if d is least than 1 we will only find one solution. This can be observe in Figure 5.3 and Figure 5.4.

As N increase with a fix d the number of alphas will increase until the discrete turns into a almost continuous behaviour. For an infinite N we will approach a continuous energy range with possible energies. With N from 1 to 60 we can see the behaviour of the energy when $d=2$ and we can appreciate how the possible energies are more and more continuous for larger N .

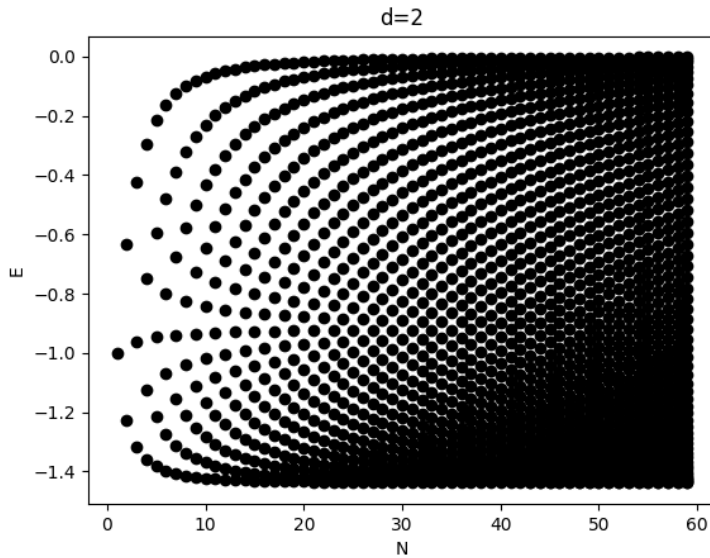


Figure 5.5: α as a function of N for $d = 2$.

5.4 Solving for x as a circumference

If we assume x axis is not a straight line, and instead it is inside a circumference of length L , like Figure 5.6, the math will look better and we will get some interesting new results.

Because we have N potentials separated a distance d , we can say that $L = Nd$. When N is infinite we will have again that L is approximately infinite and therefore the circumference will recover the straight line shape.

One of the consequences of this new approach is that now E is not confined to only negative values. We know get a new wave equation where E is the energy.

$$-\frac{\hbar^2}{2m} \frac{d^2\phi}{dx^2} + V(x)\phi(x) = E\phi(x) \tag{5.15}$$

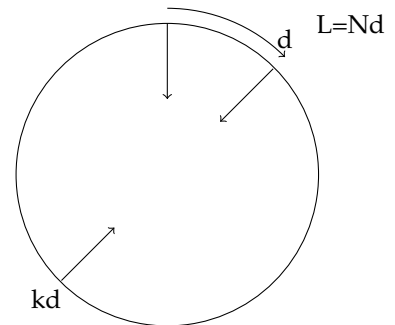


Figure 5.6: x as a circumference of distance L .

We have to solve this equation with our boundaries as before, but we have new boundaries as a result of our transformation. We can use the rotation simetry to say that now our function is periodic. This give us new conditions:

$$\begin{aligned} \phi(x + L) &= \phi(x) \\ \frac{d\phi}{dx}(x + L) &= \frac{d\phi}{dx}(x) \\ V(x + L) &= V(x) \end{aligned} \tag{5.16}$$

We want to go even further and solve problems where $V(x)$ is periodic in d instead of L , i.e. $V(x + d) = V(x)$.

In this case we say, and it can be prove, that $\phi(x)$ is quasi-periodic.

$$\phi(x + d) = C\phi(x) \tag{5.17}$$

After the N potentials $\phi(x)$ must be the same again according to 5.16.

$$\phi(x + Nd) = C^N \phi(x) = \phi(x + L) = \phi(x) \quad (5.18)$$

This means that $C^N = 1$ and this lead us to N solutions for C .

$$C = e^{i\frac{2\pi}{N}k} \quad k = 0, 1, 2, \dots, N - 1 \quad (5.19)$$

We will solve the problem between $d/2$ and $-d/2$ as we can see in Figure 5.7

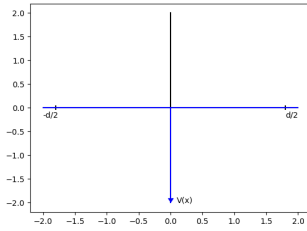


Figure 5.7: Potential between $-d/2$ and $d/2$

Outside of the potential the wave equation is:

$$\frac{d^2\phi(x)}{dx^2} = \begin{cases} \alpha^2\phi(x) & E < 0 \\ \beta^2\phi(x) & E > 0 \end{cases} \quad (5.20)$$

The solution for these equations is the same as the one in Chapter 4, but we will change the notation, instead of terms of n we will call the coefficients A_L, B_L and A_R, B_R , for left and right of the potential.

Let's resume all the conditions.

$$\begin{aligned} I) \quad & \phi(d/2) = C\phi(-d/2) \\ II) \quad & \frac{\phi}{dx}(d/2) = C\frac{\phi}{dx}(-d/2) \\ III) \quad & \phi(x = 0^-) = \phi(x = 0^+) \\ IV) \quad & \left. \frac{d\phi}{dx} \right|_{x=0^-} - \left. \frac{d\phi}{dx} \right|_{x=0^+} = 2\phi(0) \end{aligned} \quad (5.21)$$

We have to solve for these conditions. We will use $v = e^{d\alpha/2}$ to simplify the math.

$$\begin{aligned} I + II \quad & B_R = \frac{C}{v^2} B_L \\ I - II \quad & A_R = Cv^2 A_L \\ III \Rightarrow \quad & (Cv^2 - 1)A_L = (1 - \frac{C}{v^2})B_L \\ IV \Rightarrow \quad & [-A_L\alpha + B_L\alpha] - [-A_R\alpha + B_R\alpha] = 2[A_L + B_L] \end{aligned} \quad (5.22)$$

Combining the four expressions we can get the equation to solve for α .

$$\cos\left(\frac{2\pi k}{N}\right) = \cosh(\alpha d) - \frac{1}{\alpha} \sinh(\alpha d) \quad (5.23)$$

If d and N are given we can get $\alpha(k)$.

To see the behaviour of the function with N we can fixed d and try to get all the solutions for α . We can see in Figure 5.8 how the energy range became continuous when N increase to infinite.

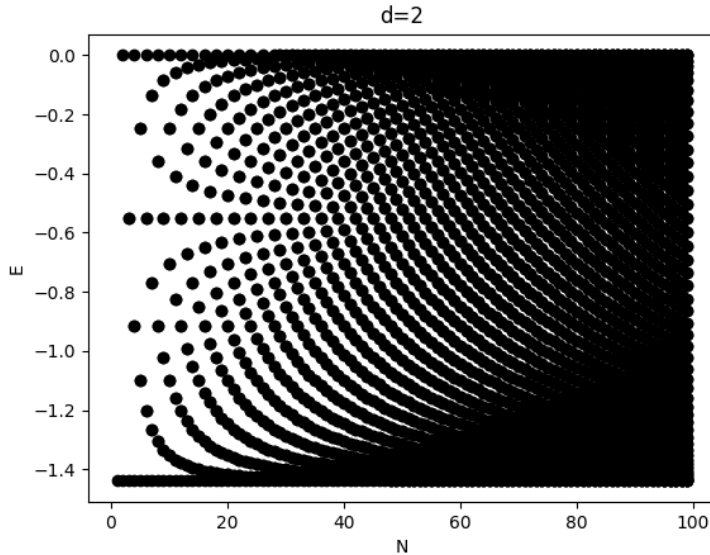


Figure 5.8: Energy as a function of the number of potentials.

In the other hand, if we want to see the behaviour of the function with d , we have to do before a numerical analysis of the function in the right side. First, we want to find the limit for $\alpha \rightarrow 0$. We will need to use Taylor expansion to solve it.

$$\begin{aligned}
 \lim_{\alpha \rightarrow 0} (\cosh(\alpha d) - \frac{1}{\alpha} \sinh(\alpha d)) &= \\
 &= \cosh(0) - \lim_{\alpha \rightarrow 0} \frac{1}{\alpha} \frac{e^{\alpha d} - e^{-\alpha d}}{2} = \quad (5.24) \\
 &= 1 - \lim_{\alpha \rightarrow 0} \frac{1}{\alpha} \frac{2\alpha d + o(\alpha^2)}{2} = 1 - d
 \end{aligned}$$

Now we want to see how the monotony of the function behaves, so we have to look at the derivative of the function. We will use taylor expansion again.

$$\begin{aligned}
 \frac{d}{dx} [\cosh(\alpha d) - \frac{1}{\alpha} \sinh(\alpha d)] &= \\
 = \left(\alpha + \frac{1}{\alpha^2} \right) \sinh(\alpha d) - \frac{d}{\alpha} \cosh(\alpha d) &\approx \quad (5.25) \\
 \approx \alpha d^2 \left(1 - \frac{d}{3} \right) + o(\alpha^3)
 \end{aligned}$$

If d is greater than 3 the function decreases first and then it increases until infinity. If d is less than 3 the function increases for all α . Is not important for us where the minimum is located, the key aspect is that if d is greater than 3 we get solutions for bigger alphas of the equation because the left function is confine in $[-1,1]$.

In Figure 5.9 we can see that for a fixed value of N we can get all the energies depending on the distance. If we take a look into the maximum

energy we can see that for values of d greater than 2, this value starts to decrease.

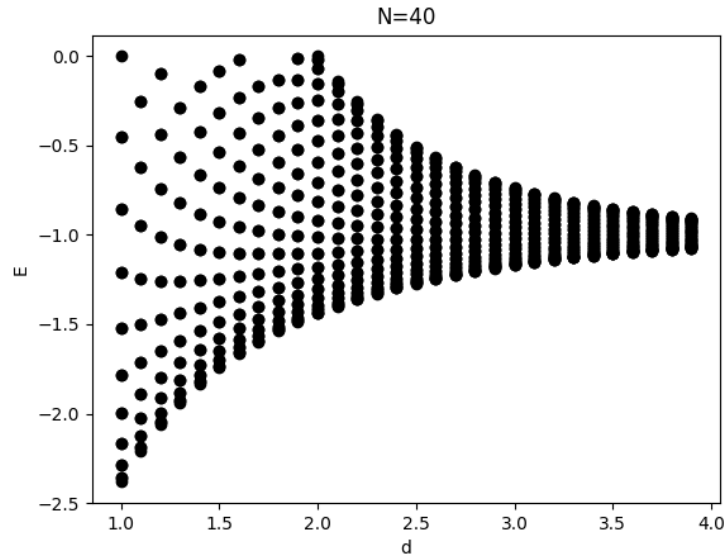


Figure 5.9: Energy as a function of the distance between potentials.

5.5 Solution for all the possible energies.

This is not the end of the chapter because as we already said, we have also positive energies. Solving for the second equation in 5.20 we get a similar equation to 5.23 but where $\beta = i\alpha$.

$$\cos\left(\frac{2\pi k}{N}\right) = \cos(\beta d) - \frac{1}{\beta} \sinh(\beta d) \quad (5.26)$$

Plotting all the solutions together, the positive and the negative ones, we can see how the energy levels behaves depending on the other two parameters, d and N . Moreover we can also see the gaps between the different energy levels.

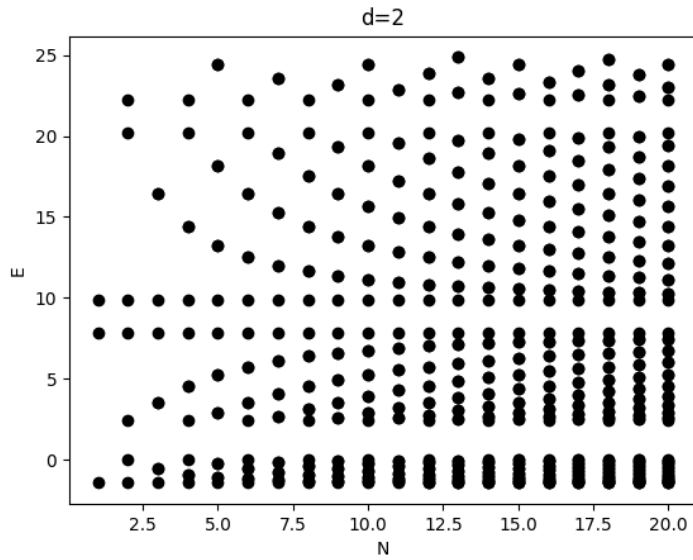


Figure 5.10: All the energies as a function of the number of potentials.

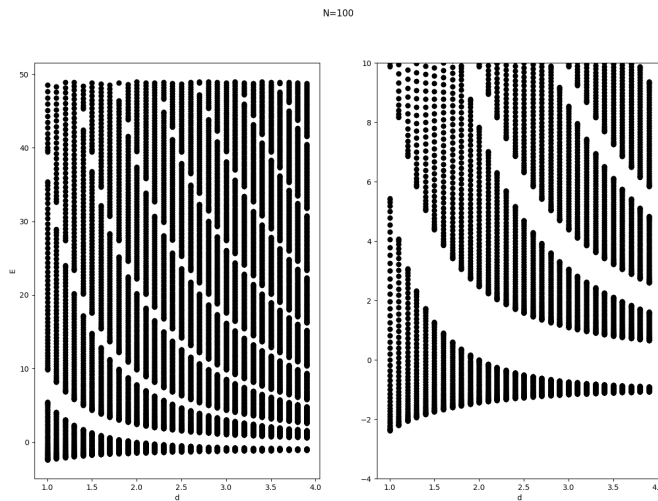


Figure 5.11: All the energies as a function of the distance between potentials.

In the figures above is appreciated how the energy levels are well define and the distance between them remain constant when we increase N. However while d goes to infinite the width of the energy levels is decreasing.

There are more complicated problems that could be solved using this way of thinking. In this book we proposed the reader to solve this problem adding a new parameter, a , that is the distance between two potentials. Where d is still quasiperiodic and is the distance between this two pairs and the next pair.

This chapter will explain and define some mathematic concepts we will use to solve problems with more complicated.

6.1 Definition of linear vector space 47
 6.2 Inequations 48
 6.3 Definitions in Wave Mechanics and Operators 49

6.1 Definition of linear vector space

A linear vector space is a space where each element of the space is a entry in the space. We will follow the notation for quantum mechanics, where:

- ▶ $|v\rangle$ Dirac notation for a vector
- ▶ $\langle v|$ Conjugate of the vector
- ▶ $\langle v | v \rangle$ Inner product

We can use n-special vector to write down all vector of a space n-dimensional.

$$e_i e_j = \delta_{i,j} \tag{6.1}$$

This vectors are called unit vectores, with them we can write any vector as:

$$|v\rangle = \sum_{i=1}^n v_i |e_i\rangle \tag{6.2}$$

We can get any elemnt of v usign this definitions.

$$\langle e_j | v \rangle = \sum_{i=1}^n v_i \langle e_j | e_i \rangle = v_j \tag{6.3}$$

All this operations can be done because every linear vector must follow:

$$\langle v | (a|w\rangle + b|w\rangle) \rangle = a \langle v | w \rangle + b \langle v | w \rangle \tag{6.4}$$

As we have a definition for $|v\rangle$, we wat one for $\langle v|$.

$$\langle v| = \sum_{i=1}^n v_i^* \langle e_i| \tag{6.5}$$

We can know prove that the inner product is greater or equal to 0.

$$\langle v | v \rangle = \left(\sum_{i=1}^n v_i^* \langle e_i| \right) \left(\sum_{j=1}^n v_j |e_j\rangle \right) = \sum_{i,j=1}^n v_i^* v_j \langle e_i | e_j \rangle = \sum_{i,j=1}^n v_i^* v_i \geq 0 \tag{6.6}$$

And also we have proved that the inner product can only be 0 if $|v\rangle = 0$, and it is called null vector.

Other property of the inner product:

$$\langle w | v \rangle = (\langle v | w \rangle)^* \quad (6.7)$$

We can define a unit vector in direction v as:

$$|\hat{v}\rangle = \frac{1}{\sqrt{\langle v | v \rangle}} |v\rangle \quad (6.8)$$

6.2 Inequations

In two dimensional space the inner product is given by the angle between the two vectors.

$$\begin{aligned} \vec{v}_1 \cdot \vec{v}_2 &= \sqrt{\vec{v}_1 \cdot \vec{v}_1} \sqrt{\vec{v}_2 \cdot \vec{v}_2} \cos(\theta) \\ (\vec{v}_1 \cdot \vec{v}_2)(\vec{v}_2 \cdot \vec{v}_1) &= (\vec{v}_1 \cdot \vec{v}_1)(\vec{v}_2 \cdot \vec{v}_2) \cos^2(\theta) \leq (\vec{v}_1 \cdot \vec{v}_1)(\vec{v}_2 \cdot \vec{v}_2) \end{aligned} \quad (6.9)$$

This is known as Schwarz Inequation and can be generalize to every number of dimensions.

$$\langle w | v \rangle \langle v | w \rangle \leq \langle v | v \rangle \langle w | w \rangle \quad (6.10)$$

Now we want a relation between the sum of an inner product and it's conjugate.

$$\langle w | v \rangle + \langle v | w \rangle \leq 2\sqrt{\langle v | v \rangle \langle w | w \rangle} \quad (6.11)$$

Using 6.11 and 6.10 we can get the Triangle Inequality.

$$\begin{aligned} (\langle w | + \langle v |)(|w\rangle + |v\rangle) &= \langle w | w \rangle + \langle v | v \rangle + \langle v | w \rangle + \langle w | v \rangle \\ (\langle w | + \langle v |)(|w\rangle + |v\rangle) &\leq \sqrt{\langle w | w \rangle}^2 + \sqrt{\langle v | v \rangle}^2 + 2\sqrt{\langle w | w \rangle} \sqrt{\langle v | v \rangle} \\ \sqrt{(\langle w | + \langle v |)(|w\rangle + |v\rangle)} &\leq \sqrt{\langle w | w \rangle} + \sqrt{\langle v | v \rangle} \\ Norm(|w\rangle + |v\rangle) &\leq Norm(|w\rangle) + Norm(|v\rangle) \end{aligned} \quad (6.12)$$

6.3 Definitions in Wave Mechanics and Operators

In our physical approach $|e_i\rangle$ is a normalized function in one or more dimensions, $\langle e_i|$ is the conjugate of the function and $\langle e_i | e_j \rangle$ is the inner product, defined as an integral over all space.

We can rewrite the wave equations for each energy, E_i .

$$\left[-\frac{\hbar^2}{2m} \frac{d^2}{dx^2} + V(x) \right] \phi_i(x) = [E_i] \phi_i(x) \quad (6.13)$$

Where the left part in brackets is a linear operator in our vector space and is acting on an element giving as a result a proportionality with himself.

We have introduced a new concept, the linear operator. We say an operator is linear if:

$$\begin{aligned} A|v\rangle &= |w\rangle \\ A(\alpha_1|v_1\rangle + \alpha_2|v_2\rangle) &= \alpha_1 A|v_1\rangle + \alpha_2 A|v_2\rangle \end{aligned} \quad (6.14)$$

Where α_1, α_2 are complex numbers. As we did with vectors we have to establish some rules.

$$A|e_i\rangle = \sum_j |e_j\rangle A_{ji} \quad (6.15)$$

Given A and the vectors that define our space, $|e_i\rangle$, we can find A_{ij} .

$$\langle e_k | (A|e_i\rangle) = \langle e_k | \left(\sum_j |e_j\rangle A_{ji} \right) = \sum_j (\langle e_k | e_j \rangle) A_{ji} = \sum_j \delta_{kj} A_{ji} = A_{ki} \quad (6.16)$$

One consequence of this result is the matrix multiplication acting on components.

$$\begin{aligned} |w\rangle = A|v\rangle &= A \sum_i v_i |e_i\rangle = \sum_i v_i \sum_j |e_j\rangle A_{ji} = \sum_j \sum_i A_{ji} v_i |e_j\rangle = \sum_j w_j |e_j\rangle \\ w_j &= \sum_i A_{ji} v_i \end{aligned} \quad (6.17)$$

We can apply more than one operator to a vector.

$$\begin{aligned} |w\rangle &= A(B|v\rangle) \\ w_j &= \sum_i (A_{ji} (B|v\rangle)_i) = \sum_k \sum_i A_{ji} B_{ik} v_k = \sum_k (AB)_{jk} v_k \end{aligned} \quad (6.18)$$

In general A and B do not commute.

$$|x\rangle = (AB - BA)|v\rangle \quad (6.19)$$

We call that difference of the multiplication of the operators, a commutator. It has the property:

$$\begin{aligned} [A, \alpha B + \beta C]|v\rangle &= (A(\alpha B + \beta C) - (\alpha B + \beta C)A)|v\rangle = \\ &= (\alpha AB + \beta AC - \alpha BA - \beta CA)|v\rangle = \\ &= (\alpha(AB - BA) + \beta(AC - CA))|v\rangle \end{aligned} \quad (6.20)$$

This mean that:

$$[A, \alpha B + \beta C] = \alpha[A, B] + \beta[A, C] \quad (6.21)$$

There is also a rule with the product of two operators.

$$\begin{aligned} [A, BC] &= ABC - BCA - BAC + BAC = \\ &= (AB - BA)C + B(AC - CA) = \\ &= [A, B]C + B[A, C] \end{aligned} \quad (6.22)$$

We called operator adjunt to A to A^\dagger if:

$$\begin{aligned} A|v\rangle &= |w\rangle \\ \langle A|^\dagger &= \langle w| \end{aligned} \quad (6.23)$$

A^\dagger is the transpose complex conjugate of the operator A.

$$A^\dagger = (A^\star)^T = (A^T)^\star \quad (6.24)$$

If $A = A^\dagger$ A is called hermitian

If $A = -A^\dagger$ A is called anti-hermitian

We define the identity operator, I, as:

$$(I)_{ij} = \begin{cases} 1 & i = j \\ 0 & i \neq j \end{cases} \quad (6.25)$$

If $AA^\dagger = I$ we say that A is a unitary operator.

We can also prove that $(AB)^\dagger = (B^\dagger A^\dagger)$.

$$(AB)^\dagger = ((AB)^T)^\star = (B^T A^T)^\star = (B^T)^\star (A^T)^\star = B^\dagger A^\dagger \quad (6.26)$$

Considering a hermitian operator H that satisfy:

$$H|h_i\rangle = h_i|h_i\rangle \quad (6.27)$$

Where $|h_i\rangle$ is an eigenvector such that the action of the operator on it, returns a vector proportional to itself with h_i as the proportionality (eigenvalue).

We can prove that the eigenvalue is a real number.

$$\begin{aligned}
 \langle h_i | H^\dagger &= h_i^* \langle h_i | \\
 \langle h_i | H^\dagger &= h_i^* \langle h_i | \\
 \langle h_i | H | h_i \rangle &= h_i \langle h_i | h_i \rangle \\
 \langle h_i | H | h_i \rangle &= h_i^* \langle h_i | h_i \rangle
 \end{aligned} \tag{6.28}$$

We can also prove that the different eigenvectors are orthogonal.

$$\begin{aligned}
 \langle h_j | H | h_i \rangle &= h_j \langle h_i | h_j \rangle \\
 \langle h_j | H | h_i \rangle &= h_i \langle h_i | h_j \rangle \\
 (h_i - h_j) \langle h_j | h_i \rangle &= 0
 \end{aligned} \tag{6.29}$$

If $h_i \neq h_j$ then the eigenvectors are orthogonal. In one dimensional problems we don't have problems because the eigenvalues are unique, we will talk about what happen when they are equal later when we introduce more dimensions.

It can be prove that the set of eigenvectors form a base.

$$\text{PROVE } \langle h_i | h_i \rangle = 1 \text{ NOT PROVE YET} \tag{6.30}$$

Coming back to physics with all this properties we will define our inner product and our operator.

$$\langle \psi(x) | A | \phi(x) \rangle = \int_{-\infty}^{\infty} \psi^*(x) \left[\frac{d^2}{dx^2} \phi(x) \right] dx \tag{6.31}$$

Where our inner product is the integral of the product of the functions and the operator is the second derivative. We can prove that in this inner product our operator is hermitian with the limits $\phi(\pm\infty) = 0$ and $\psi(\pm\infty) = 0$.

$$\begin{aligned}
 \int_{-\infty}^{\infty} \psi^*(x) \left[\frac{d^2}{dx^2} \phi(x) \right] dx &= \int_{-\infty}^{\infty} \frac{d}{dx} \left[\psi^* \frac{d}{dx} \phi \right] - \frac{d\psi^*}{dx} \frac{d\phi}{dx} dx = \\
 \psi^* \frac{d\phi}{dx} \Big|_{-\infty}^{\infty} - \int_{-\infty}^{\infty} \frac{d\psi^*}{dx} \frac{d\phi}{dx} dx &= - \int_{-\infty}^{\infty} \frac{d}{dx} \left(\frac{d\psi^*}{dx} \phi \right) - \frac{d^2\psi^*}{dx^2} \phi dx = \\
 &= \frac{d\psi^*}{dx} \phi \Big|_{-\infty}^{\infty} + \int_{-\infty}^{\infty} \left[\frac{d^2\psi^*}{dx^2} \right]^2 \phi dx
 \end{aligned} \tag{6.32}$$

We have proved that:

$$\langle \psi(x) | \left(\frac{d^2}{dx^2} | \phi \right) \rangle = \left(\langle \psi(x) | \frac{d^2}{dx^2} \right) | \phi \rangle \tag{6.33}$$

This means that the operator is hermitian. And it will be also hermitian if we multiply by a real number and add a real number thats why we can

say that our operator for the Schrödinger wave equation is hermitian if $V(x)$ is real.

$$\left[\frac{-\hbar^2}{2m} \frac{d^2}{dx^2} + V(x) \right] |E_i\rangle = E_i |E_i\rangle \quad (6.34)$$

We will need also to explore how the operator d/dx behaves.

$$\begin{aligned} \int_{-\infty}^{\infty} \psi^*(x) \left[\frac{d}{dx} \phi(x) \right] dx &= \int_{-\infty}^{\infty} \frac{d}{dx} [\psi^* \phi] - \left(\frac{d\psi^*}{dx} \right) \phi dx = \\ \psi^* \phi \Big|_{-\infty}^{\infty} + \int_{-\infty}^{\infty} \left(-\frac{d}{dx} \psi^* \right) \phi dx &= \int_{-\infty}^{\infty} \left(-\frac{d}{dx} \psi^* \right) \phi dx \quad (6.35) \\ \left(\frac{d}{dx} \right)^\dagger &= -\frac{d}{dx} \end{aligned}$$

We have proved that this operator is anti-hermitian.

Harmonic Oscillator

7

We want to use the algebra we learnt in the previous chaoter, for that we will try to solve the problem where the potential $V(x)$, is a one dimensional harmonic oscilator potential.

7.1 Definition 53
7.2 Solving the Wave Equation 54
7.3 Temperature 57

7.1 Definition

The potential for an harmonic oscilator in one dimension is given by the expresion:

$$V(x) = \frac{1}{2}kx^2 \quad k > 0 \tag{7.1}$$

This potential comes from a force, $F(x) = -kx$, so the units of k are kg/s^2 . Because of this we can say that:

$$\omega = \sqrt{\frac{k}{m}} \tag{7.2}$$

Using Newton 3rd Law we can say:

$$\frac{d^2x}{dt^2} = -\omega^2x \tag{7.3}$$

Solving this equation we get:

$$\begin{aligned} x(t) &= A \sin(\omega t) + B \cos(\omega t) \\ v(t) &= A\omega \cos(\omega t) - B\omega \sin(\omega t) \end{aligned} \tag{7.4}$$

If we define some initial conditions such as $x(0) = x_0$ and $v(0) = 0$, we can solve the coefficients, in this case $B = x_0$ and $A = 0$.

$$\begin{aligned} x(t) &= x_0 \cos(\omega t) \\ v(t) &= -x_0\omega \sin(\omega t) \end{aligned} \tag{7.5}$$

And we can define two energies, a potential energy and a kinetic energy. The total energy is going to be the addition of the other two.

$$\begin{aligned} P.E(t) &= \frac{1}{2}k(x(t))^2 = \frac{1}{2}kx_0^2 \cos^2(\omega t) \\ K.E(t) &= \frac{1}{2}m(v(t))^2 = \frac{1}{2}m\omega^2x_0^2 \sin^2(\omega t) \\ T.E(t) &= P.E + K.E = \frac{1}{2}kx_0^2 = constant > 0 \end{aligned} \tag{7.6}$$

The total energy turn to be constant among time and positive.

7.2 Solving the Wave Equation

The Schrödinger wave equation gets the shape:

$$\left[\frac{-\hbar^2}{2m} \frac{d^2}{dx^2} + \frac{1}{2} kx^2 \right] \phi(x) = E\phi(x) \quad (7.7)$$

Firstly, we will simplify the equation using natural units. We will make a change of variables $x = by$ and try to get the equation for $\phi(bx) = \chi(y)$.

$$\begin{aligned} \frac{-\hbar^2}{2mb^2} \frac{d^2\chi(y)}{dy^2} + \frac{1}{2} kby^2 \chi(y) &= E\chi(y) \\ \frac{\hbar^2}{2mb^2} &= \frac{1}{2} kb^2 \\ b^2 &= \frac{\hbar}{m\omega} \end{aligned} \quad (7.8)$$

Now that we have the factor to turn into natural units we can rewrite our wave equation. We will also use the definition of the energy given in the second chapter, $E = \hbar\omega$.

$$\begin{aligned} -\frac{1}{2} \hbar\omega \frac{d^2\chi(y)}{dy^2} + \frac{1}{2} \hbar\omega y^2 \chi(y) &= \alpha(\hbar\omega) \chi(y) \\ -\frac{1}{2} \frac{d^2\chi_n}{dy^2} + \frac{1}{2} y^2 \chi_n &= \alpha_n \chi_n \end{aligned} \quad (7.9)$$

We want to find α_n and its associate χ_n for every n . We will define the hermitian operator H from the previous equation.

$$\begin{aligned} -\frac{1}{2} \frac{d^2}{dy^2} + \frac{1}{2} y^2 \chi_n &= [\alpha_n] \chi_n \\ H\chi_n &= [\alpha_n] \chi_n \end{aligned} \quad (7.10)$$

We define the operator a using what we propose in the end of the previous chapter.

$$\begin{aligned} a &= \frac{1}{\sqrt{2}} \left(\frac{d}{dy} + y \right) \\ a^\dagger &= \frac{1}{\sqrt{2}} \left(\left(\frac{d}{dy} \right)^\dagger + (y)^\dagger \right) = \frac{1}{\sqrt{2}} \left(-\frac{d}{dy} + y \right) \\ (a^\dagger a) f(y) &= \left(-\frac{1}{2} \frac{d^2}{dy^2} + \frac{1}{2} y^2 - \frac{1}{2} \right) f(y) \end{aligned} \quad (7.11)$$

We will call $a^\dagger a$ a new operator N , i. e. $N = a^\dagger a$. This operator is hermitian.

$$aa^\dagger - a^\dagger a = \left(-\frac{1}{2} \frac{d^2}{dy^2} + \frac{1}{2} y^2 + \frac{1}{2} \right) - \left(-\frac{1}{2} \frac{d^2}{dy^2} + \frac{1}{2} y^2 - \frac{1}{2} \right) = 1 \quad (7.12)$$

This result is interesting for many reasons but one of them is that it proves that a can not be represented as a finite matrix.

Summarizing what we have done so far with this operators:

$$\begin{aligned} [a, a^\dagger] &= 1 \\ [N, a] &= -a \\ [N, a^\dagger] &= a^\dagger \end{aligned} \quad (7.13)$$

If we go again to the wave equation we have:

$$\begin{aligned} [a^\dagger a + \frac{1}{2} = \alpha] \chi \\ N\chi &= \left(\alpha - \frac{1}{2}\right) \chi \\ aN\chi &= \left(\alpha - \frac{1}{2}\right) a\chi \\ N[a\chi] &= \left(\alpha - 1 - \frac{1}{2}\right) a\chi \end{aligned} \quad (7.14)$$

$a\chi$ is an eigenvector with eigenvalue $(\alpha - 1)$

We can prove that χ have infinite solutions.

$$\begin{aligned} a^\dagger N\chi &= \left(\alpha - \frac{1}{2}\right) a^\dagger \chi \\ (Na^\dagger - a^\dagger)\chi &= \left(\alpha - \frac{1}{2}\right) a^\dagger \chi \\ N(a^\dagger \chi) &= \left(\alpha + 1 - \frac{1}{2}\right) (a^\dagger \chi) \end{aligned} \quad (7.15)$$

If χ has finite solutions, a has to be a finite matrix, and we prove that is not allowed.

$$\int_{-\infty}^{\infty} f^*(a^\dagger a f) dx = \int_{-\infty}^{\infty} (af)^*(af) dx \geq 0 \quad (7.16)$$

Now we know that $\alpha \geq \frac{1}{2}$, so the solutions have a minimum where $\alpha = \frac{1}{2}$.

We can search now for our first solution.

$$\begin{aligned} a\chi_0 &= 0 \Rightarrow \\ \Rightarrow \left(\frac{d}{dy} + \frac{1}{2}\right) \chi_0 &= 0 \\ (aa^\dagger + \frac{1}{2}) \chi_0 &= \frac{1}{2} \chi_0 \end{aligned} \quad (7.17)$$

The first two lines represent the lowest solution and the last one is the next solution. With this we get that:

$$\alpha = n + \frac{1}{2} \quad (7.18)$$

Now we want to calculate χ_0 .

$$\begin{aligned} a\chi_0 &= 0 \\ \chi_0 &= Ae^{-\frac{y^2}{2}} \end{aligned} \quad (7.19)$$

We need to find the value for A to normalize the solution.

$$\begin{aligned}\int_{-\infty}^{\infty} \chi_0 \chi_0 dx &= 1 \\ A^2 \int_{-\infty}^{\infty} e^{-y^2} dx &= 1 \\ A &= \frac{1}{\pi^{\frac{1}{4}}}\end{aligned}\tag{7.20}$$

Our final expression for χ_0 is:

$$\chi_0 = \frac{1}{\pi^{\frac{1}{4}}} e^{-\frac{y^2}{2}}\tag{7.21}$$

From this we can say that:

$$N\chi_n = n\chi_n\tag{7.22}$$

We want to normalize χ_n so we will add a normalization factor C, where $a^\dagger \chi_n = C\chi_{n+1}$

$$\begin{aligned}C^2 \int_{-\infty}^{\infty} \chi_{n+1}^2 dy &= \int_{-\infty}^{\infty} (a^\dagger \chi_n)(a^\dagger \chi_n) dy = \int_{-\infty}^{\infty} = \\ &= \int_{-\infty}^{\infty} \chi_n (aa^\dagger \chi_n) dy = \int_{-\infty}^{\infty} \chi_n n \chi_n dy + \int_{-\infty}^{\infty} \chi_n^2 dy = n + 1 \\ C &= \sqrt{n+1}\end{aligned}\tag{7.23}$$

We want to redefine χ_n as:

$$\chi_n = \frac{H_n(y)}{\sqrt{2\pi}} e^{-\frac{y^2}{2}}\tag{7.24}$$

We want to find H_{n+1} using the previous two equations.

$$\begin{aligned}a^\dagger \chi_n &= C\chi_{n+1} = \sqrt{1+n}\chi_{n+1} \\ \frac{1}{\sqrt{2}} \left(-\frac{d}{dx} + y\right) \frac{H_n(y)}{\sqrt{2\pi}} e^{-\frac{y^2}{2}} &= \sqrt{n+1} \frac{H_{n+1}}{\sqrt{2\pi}} e^{-\frac{y^2}{2}} \\ \frac{1}{\sqrt{2(n+1)}} \left[-H'_n(y)e^{-\frac{y^2}{2}} + yH_n(y)e^{-\frac{y^2}{2}} + yH_n(y)e^{-\frac{y^2}{2}}\right] &= H_{n+1}e^{-\frac{y^2}{2}} \\ H_{n+1} &= \frac{1}{\sqrt{2(n+1)}} [-H'_n(y) + 2yH_n(y)]\end{aligned}\tag{7.25}$$

Where H_0 is defined as $H_0 = 1$.

Because χ_n is normalized we can say that $H_n(y)$ are orthonormal polynomials under a Gaussian width.

$$\begin{aligned} \frac{1}{2\pi} \int_{-\infty}^{\infty} \chi_n(y) \chi_m(y) dy &= \delta_{nm} \\ \frac{1}{2\pi} \int_{-\infty}^{\infty} H_n(y) H_m(y) e^{-\frac{y^2}{2}} dy &= \delta_{nm} \end{aligned} \quad (7.26)$$

We called these functions Hermite polynomials.

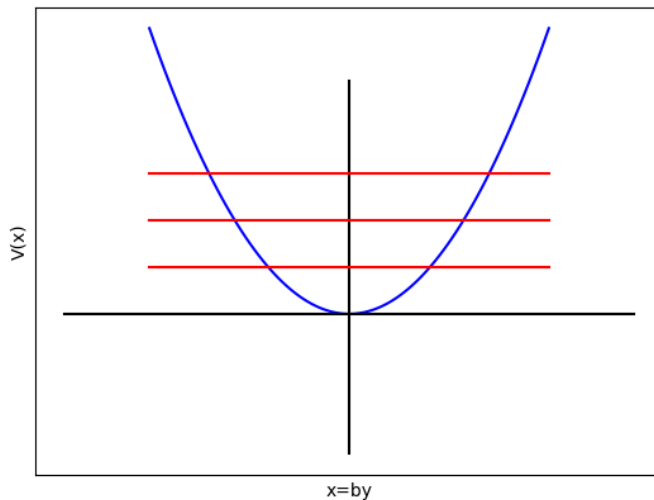


Figure 7.1: Potential $V(x)$ and some energy levels.

We can see the solution for the problem in the figure above, where the distance between the energies is always $\hbar\omega$.

7.3 Temperature

We have solved our potential, but we want to think now about a problem with multiple of these potentials. Firstly, we assume we are talking about an ideal gas which means the particles don't talk to each other. We want to answer the question: At a temperature, T what is the probability that the energy is $(n + \frac{1}{2}) \omega$

We want to relate $k_B T$ to $(n + \frac{1}{2}) \omega$. We have Boltzmann's equation that says:

$$P_n = N e^{-\frac{(n+1/2)\hbar\omega}{k_B T}} \quad (7.27)$$

It is a negative exponential where the fall depends on T

Because it is a probability for a fixed N we should have $\sum_{n=0}^{\infty} P_n = 1$ when N goes to ∞ .

The average energy, E , will be define as:

$$E = \sum_{n=0}^{\infty} E_n P_n \quad (7.28)$$

If we called $\beta = \hbar\omega/k_B T$ we can get the average energy as:

$$\frac{E}{k_B T} = \frac{\beta(1 + e^{-\beta})}{2(1 - e^{-\beta})} \quad (7.29)$$

The behaviour of this function can be seen in the plot below.

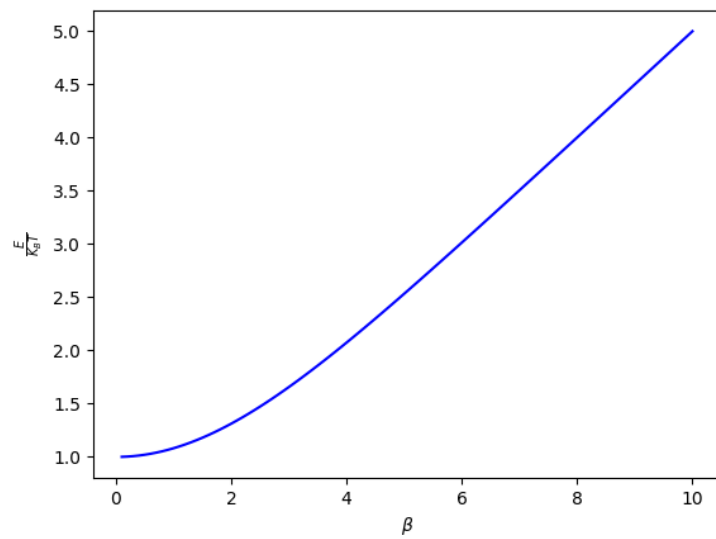


Figure 7.2: Potential $V(x)$ and some energy levels.

If T goes to infinite the average energy goes to $E = K_B T$ and if T goes to 0 the average energy goes to $E = \frac{\hbar\omega}{2}$.

We will return to the topic of temperature in future chapters.

2-Dimensional Potential

8

We will work with the harmonic oscillator again, but this time in 2 spatial dimensions.

8.1 Classical Mechanics 59
 8.2 Quantum Mechanics 62
 8.3 Mixed Quantum states 69
 8.4 The angular momentum 69

8.1 Classical Mechanics

As we did in chapter 1 we want to understand first the behaviour of the classical mechanics for the problem.

The potential $V(x,y)$ is:

$$V(x, y) = \frac{1}{2}k(x^2 + y^2) = \frac{1}{2}k\rho^2 \quad (8.1)$$

The math becomes easier if we used polar coordinates as we did in Chapter 1. In this coordinates the energy is:

$$E = \frac{1}{2}m \left(\frac{\partial \rho}{\partial t} \right)^2 + \frac{L^2}{2m\rho^2} + \frac{1}{2}k\rho^2 \quad (8.2)$$

We are going to solve for the change among time in ρ to solve the problem.

$$\frac{\partial \rho}{\partial t} = \sqrt{\frac{2}{m} \left(E - \frac{L^2}{2m\rho^2} - \frac{1}{2}k\rho^2 \right)} \quad (8.3)$$

$$\frac{\partial \rho}{\partial t} = \sqrt{\frac{k}{m\rho^2} \left(\frac{2E}{k}\rho^2 - \frac{L^2}{mk} - \rho^4 \right)}$$

Using equation 7.2 we can turn the previous equation into:

$$\frac{\rho}{\omega} \frac{\partial \rho}{\partial t} = \sqrt{\frac{2E}{m^2\omega^2}\rho^2 - \frac{L^2}{m\omega^2} - \rho^4} \quad (8.4)$$

We are going to change the variable ρ to u , where $u = \rho^2$. Solving for u the equation turns into:

$$\frac{1}{2\omega} \frac{\partial u}{\partial t} = \sqrt{-\frac{L^2}{m\omega^2} + \frac{2E}{m^2\omega^2}u - u^2}$$

$$\frac{1}{2\omega} \frac{\partial u}{\partial t} = \sqrt{\left(\frac{E^2}{m^2\omega^4} - \frac{L^2}{m^2\omega^2} \right) - \left(u - \frac{E}{m\omega} \right)^2} \quad (8.5)$$

$$\frac{1}{2\omega} \frac{\partial u}{\partial t} = \sqrt{\frac{1}{m^2\omega^4} (E^2 - L^2\omega^2) - \left(u - \frac{E}{m\omega} \right)^2}$$

The function inside of the square root needs to be positive, which make us say than the left parenthesis is greater than the right one that is always greater than 0, i. e. :

$$\begin{aligned} (E^2 - L\omega^2) &\geq 0 \\ E &\geq L\omega \end{aligned} \tag{8.6}$$

We know now that there is a minimum energy, which energy is $E = L\omega$. Whenthe energy is at it's minimum is easy to get $u(t)$:

$$\begin{aligned} u(t) &= \frac{E}{m\omega^2} = \text{constant} \\ \frac{\partial u}{\partial t} &= 0 \end{aligned} \tag{8.7}$$

To analyze the rest of the solution for the Energy we are going to change some of the variables by some unitless variables.

$$\begin{aligned} E &= \alpha L\omega \\ u &= \beta \frac{E}{m\omega^2} \\ \omega t &= \tau \end{aligned} \tag{8.8}$$

From the previous analysis of the minimum energy we can say that $\alpha \geq 1$. Now that we have our new parameters well define we can rewrite the expression we have been working with.

$$\begin{aligned} \frac{\alpha L}{m\omega} \frac{1}{2} \frac{\partial \beta}{\partial \tau} &= \sqrt{\frac{L^2 \omega^2}{m^2 \omega^4} [\alpha^2 - 1] - \frac{\alpha^2 L^2}{m^2 \omega^2} [\beta - 1]^2} \\ \frac{1}{2} \frac{\partial \beta}{\partial \tau} &= \sqrt{\left(1 - \frac{1}{\alpha^2}\right) - (\beta - 1)^2} \end{aligned} \tag{8.9}$$

Knowing that alpha is a fixed constant we can solve this equation. But first i will make the math simplr by saying $A = \left(1 - \frac{1}{\alpha^2}\right)$

$$\frac{\partial \beta}{2\sqrt{A - (\beta - 1)^2}} = \partial \tau \tag{8.10}$$

To solve the integral we have to define the limits; for τ as it is a measure of time is going to start at $\tau = 0$ and end in a general τ , but for β it can start at any arbitrary $\beta \geq 0$, so we will say that β goes from β_0 to a general β .

$$\int_{\beta_0}^{\beta} \frac{\partial \beta'}{2\sqrt{A - (\beta - 1)^2}} = \int_0^{\tau} \partial \tau' \tag{8.11}$$

This integral can be solved directly if we change the variable beta and the constant A by $f = \beta - 1$ and $A = B^2$.

$$\begin{aligned} \int_{f_0+1}^{f+1} \frac{\partial f'}{2\sqrt{A-f'^2}} &= \int_0^\tau \partial\tau' \\ \int_{f_0+1}^{f+1} \frac{\partial f'}{2\sqrt{A(1-\frac{f'^2}{A})}} &= \int_0^\tau \partial\tau' \\ \int_{f_0+1}^{f+1} \frac{B\partial f'}{2\sqrt{(1-\frac{f'^2}{B^2})}} &= \int_0^\tau \partial\tau' \end{aligned} \quad (8.12)$$

This last integral can be solved directly and it will give us the result for $f(\tau)$ and then we can recover the solution for $\beta(\tau)$.

$$\begin{aligned} \arcsin\left(\frac{f+1}{B}\right) - \arcsin\left(\frac{f_0}{B}\right) &= 2\tau \\ \beta(\tau) &= B \sin\left(2\tau + \arcsin\left(\frac{\beta_0}{B}\right)\right) \\ \beta(\tau) &= \sqrt{1 - \frac{1}{\alpha^2}} \sin\left(2\tau + \arcsin\left(\frac{\beta_0}{\sqrt{1 - \frac{1}{\alpha^2}}}\right)\right) \end{aligned} \quad (8.13)$$

This is our final solution for β , from this solution we can get $\rho(t)$ by undoing the changes of variables in 8.8.

We can not forget about the other variable, the angle ϕ . To solve for phi we will use the definition of the angular momentum.

$$\begin{aligned} L &= m\rho^2 \frac{\partial\phi}{\partial t} \\ \frac{\partial\phi}{\partial t} &= \frac{L}{m\rho^2} \\ \frac{\partial\phi}{\partial\tau} &= \frac{1}{\alpha\beta(\tau)} \end{aligned} \quad (8.14)$$

We want to find the solution for $\beta(\phi)$.

$$\frac{\partial\beta}{\partial\phi} = \frac{\frac{\partial\beta}{\partial\tau}}{\frac{\partial\phi}{\partial\tau}} = 2\alpha\beta\sqrt{\left(1 - \frac{1}{\alpha^2} - (\beta - 1)^2\right)} \quad (8.15)$$

Solving this equation we end up with:

$$\beta(\phi) = \frac{1}{\alpha(\alpha - \sqrt{\alpha^2 - 1} \sin(2\phi))} \quad (8.16)$$

We can turn beta into rho by undoing the changes of variables in 8.8.

$$\rho(\phi) = \sqrt{\beta(\phi) \frac{E}{m\omega^2}} = \sqrt{\beta(\phi)\alpha} \quad (8.17)$$

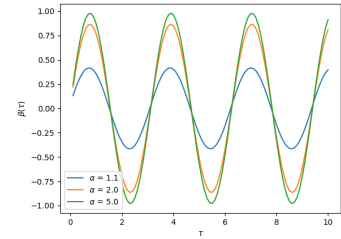


Figure 8.1: $\beta(\tau)$ function for different values of alpha

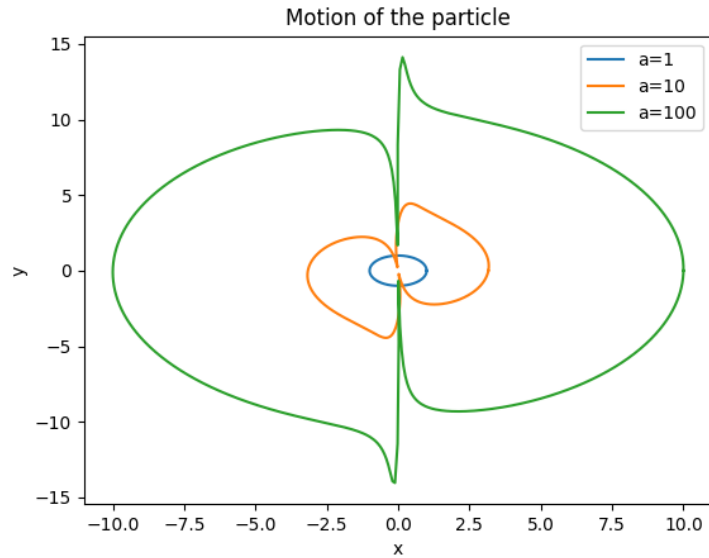


Figure 8.2: Orbital movement of the particle for different values of α

In the figure below we can see the orbital movement of the particle for different values of α .

8.2 Quantum Mechanics

We are going to solve the problem using the Schrödinger wave equation.

$$-\frac{\hbar^2}{2m} \left[\frac{\partial^2 \phi}{\partial x^2} + \frac{\partial^2 \phi}{\partial y^2} \right] + \frac{1}{2} m \omega^2 (x^2 + y^2) \phi = E \phi \quad (8.18)$$

In this case we are not going to solve the problem in polar coordinates, we are going to solve it in cartesian coordinates. First, we have to set the equation to natural units.

$$x = bu$$

$$y = bv$$

$$b^2 = \frac{\hbar}{m\omega} \quad (8.19)$$

$$\phi(x = bu, y = bv) = \psi(u, v)$$

Our wave equation now is:

$$-\frac{1}{2} \hbar \omega \left[\frac{\partial^2 \psi}{\partial u^2} + \frac{\partial^2 \psi}{\partial v^2} \right] + \frac{1}{2} \hbar \omega (u^2 + v^2) \psi = E \psi \quad (8.20)$$

As we did in the classical approach we are going to change the energy by $E = \alpha\hbar\omega$. The wave equation now looks like:

$$\left[-\frac{1}{2}\left(\frac{\partial^2}{\partial u^2} + \frac{\partial^2}{\partial v^2}\right) + \frac{1}{2}(u^2 + v^2)\right]\psi = \alpha\psi \quad (8.21)$$

As we did in one dimension we can use some operators to solve this equation. We are going to define this as:

$$\begin{aligned} a_u &= \frac{1}{\sqrt{2}} \left[\frac{\partial}{\partial u} + u \right] \\ a_v &= \frac{1}{\sqrt{2}} \left[\frac{\partial}{\partial v} + v \right] \\ a_u^\dagger &= \frac{1}{\sqrt{2}} \left[-\frac{\partial}{\partial u} + u \right] \\ a_v^\dagger &= \frac{1}{\sqrt{2}} \left[-\frac{\partial}{\partial v} + v \right] \end{aligned} \quad (8.22)$$

It can be proved that aa^\dagger is an hermitian operator of χ for any of the variables; u,v.

We have also similar relations to the ones we had in one dimension.

$$\begin{aligned} [a_u, a_u^\dagger] &= 1 \\ [a_v, a_v^\dagger] &= 1 \\ [a_u, a_v] &= 0 \\ [a_u^\dagger, a_v^\dagger] &= 0 \\ N_u &= a_u^\dagger a_u \\ N_v &= a_v^\dagger a_v \\ [N_u, a_u^\dagger] &= a_u^\dagger \\ [N_u, a_u] &= -a_u \\ [N_v, a_v^\dagger] &= a_v^\dagger \\ [N_v, a_v] &= -a_v \end{aligned} \quad (8.23)$$

The commutator of any two cross operators is 0. With this we end up with the following equation:

$$[N_u + N_v]\psi = (\alpha - 1)\psi \quad (8.24)$$

Which means that $\alpha \geq 1$, as it was in classical mechanics. We can use the

operators a_u^\dagger or a_v^\dagger to get the next level of energy for the equation.

$$\begin{aligned} [N_u + N_v + 1](a^\dagger\psi) &= [a^\dagger N_u + a^\dagger + a^\dagger N_v] \\ [N_u + N_v + 1](a^\dagger\psi) &= a^\dagger[N_u + N_v + 1]\psi \\ [N_u + N_v + 1](a^\dagger\psi) &= (\alpha + 1 - 1)a^\dagger\psi \end{aligned} \quad (8.25)$$

The operator a^\dagger could be either of the two possible operators, and the result is the same. We can say that the operator a^\dagger is giving us the next level of energy for the equation, α increases by one.

There is an $\alpha = 1$, which is the minimum energy for the system, which means that there is a lower energy state ψ_0 where:

$$[N_u + N_v]\psi_0(u, v) = 0 \quad (8.26)$$

So:

$$a_u\psi_0(u, v) = 0, a_v\psi_0(u, v) = 0 \quad (8.27)$$

There must be a function $\psi_0(u, v)$ that satisfies this two equations. Let's try to solve it.

$$\begin{aligned} \left(\frac{\partial}{\partial u} + u\right)\psi_0(u, v) &= 0 \\ \left(\frac{\partial}{\partial v} + v\right)\psi_0(u, v) &= 0 \end{aligned} \quad (8.28)$$

The solution for this equation is:

$$\begin{aligned} \ln \psi_0(u, v) + \frac{1}{2}u^2 &= f(v) \\ \ln \psi_0(u, v) + \frac{1}{2}v^2 &= f(u) \\ \psi_0(u, v) &= Ae^{-\frac{1}{2}(u^2+v^2)} \end{aligned} \quad (8.29)$$

Where A is the normalization factor than can be calculated by:

$$\begin{aligned} \int_{-\infty}^{\infty} \int_{-\infty}^{\infty} \psi_0^2(u, v) du dv &= 1 \\ \int_{-\infty}^{\infty} \int_{-\infty}^{\infty} A^2 e^{-u^2-v^2} du dv &= 1 \\ A^2 \int_{-\infty}^{\infty} e^{-u^2} du \int_{-\infty}^{\infty} e^{-v^2} dv &= 1 \\ A^2 (\sqrt{\pi})^2 &= 1 \\ A &= \frac{1}{\sqrt{\pi}} \end{aligned} \quad (8.30)$$

This is the solution for the ground state of the system. We can now use the operator a^\dagger to get the next level of energy even for u or for v, both

states will have the same energy but different functions, i.e. $\alpha = 2$ have two states $\psi_{1,0}$ and $\psi_{0,1}$.

$$\begin{aligned}\psi_0 &= \frac{1}{\sqrt{\pi}} e^{-\frac{1}{2}(u^2+v^2)} \\ \psi_{1,0} &= A_{1,0} a_u^\dagger \psi_0 = A_{1,0} \frac{1}{\sqrt{2}} \left[-\frac{\partial}{\partial u} + u \right] \psi_0 = A_{1,0} \sqrt{\frac{2}{\pi}} u e^{-\frac{u^2+v^2}{2}} \\ \psi_{0,1} &= A_{0,1} a_v^\dagger \psi_0 = A_{0,1} \frac{1}{\sqrt{2}} \left[-\frac{\partial}{\partial v} + v \right] \psi_0 = A_{0,1} \sqrt{\frac{2}{\pi}} v e^{-\frac{u^2+v^2}{2}}\end{aligned}\quad (8.31)$$

To determine the normalization coefficient we have to use the same procedure as before.

$$A_{1,0}^2 = \int_{-\infty}^{\infty} \int_{-\infty}^{\infty} \psi_{1,0}^2(u, v) du dv = \frac{2}{\pi} \int_{-\infty}^{\infty} \int_{-\infty}^{\infty} u^2 e^{-(u^2+v^2)} du dv \quad (8.32)$$

To solve this integral we are going to use polar coordinates.

$$\begin{aligned}A_{1,0}^2 &= \frac{2}{\pi} \int_0^{\infty} r dr \int_0^{2\pi} r^2 \sin^2(\theta) e^{-r^2} d\theta = \\ &= \frac{2}{\pi} \int_0^{\infty} r^3 e^{-r^2} dr \int_0^{2\pi} \sin^2(\theta) d\theta = \frac{2}{\pi} \frac{1}{2} \pi = 1\end{aligned}\quad (8.33)$$

Which means that $A^2 = 1$, so $A = e^{i\phi}$, but we are only interested in the real part of the function, so $A = 1$. We can do the same for $\psi_{0,1}$.

We can continue this process to get the next levels of energy. The final results for the next level are:

$$\begin{aligned}\psi_{2,0} &= \frac{2u^2-1}{2\sqrt{\pi}} e^{-\frac{u^2+v^2}{2}} \\ \psi_{0,2} &= \frac{2v^2-1}{2\sqrt{\pi}} e^{-\frac{u^2+v^2}{2}} \\ \psi_{1,1} &= \frac{uv}{\sqrt{2\pi}} e^{-\frac{u^2+v^2}{2}}\end{aligned}\quad (8.34)$$

The solutions can be visualized in the following figures.

This variables are called Hidden Variables in quantum mechanics. They are not observable, but they have become important for new physics, for example in the field of quantum computation.

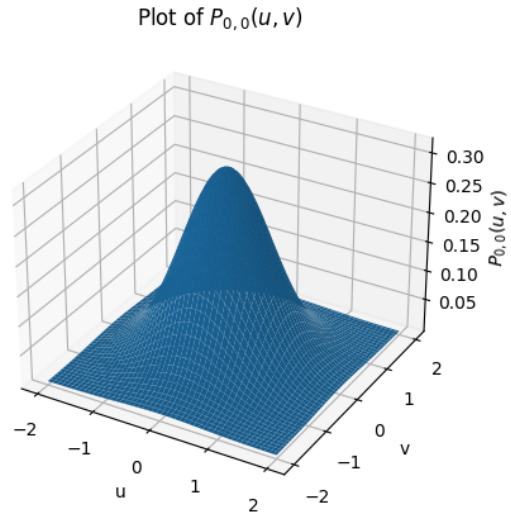


Figure 8.3: Probability distribution for the state $\psi_{0,0}(u, v)$

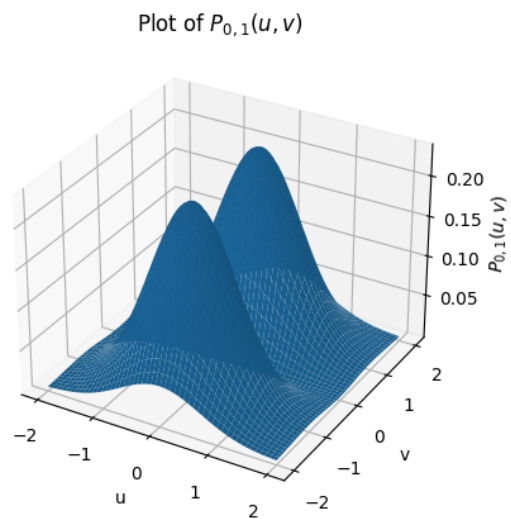


Figure 8.4: Probability distribution for the state $\psi_{0,1}(u, v)$

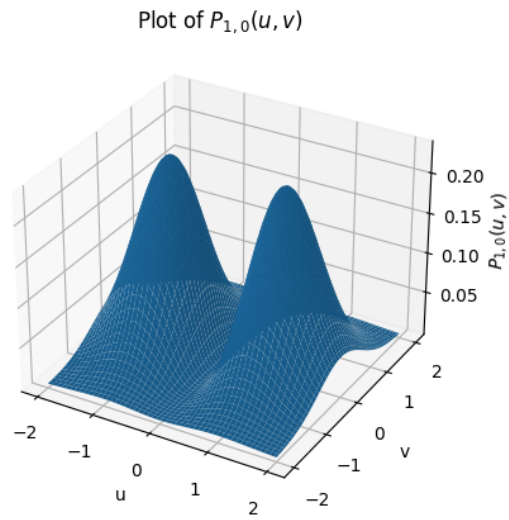


Figure 8.5: Probability distribution for the state $\psi_{1,0}(u, v)$

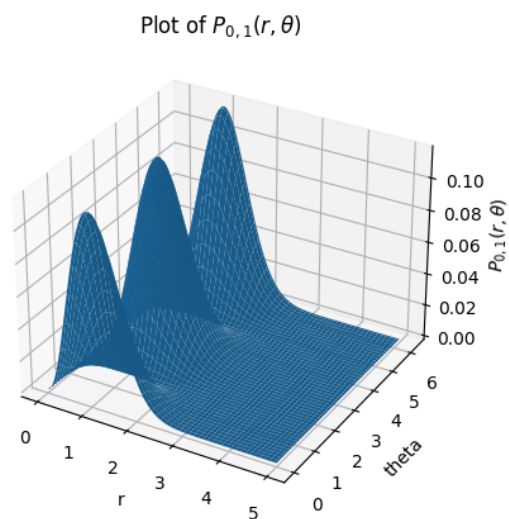


Figure 8.6: Probability distribution for the state $\psi_{0,1}(r, \theta)$

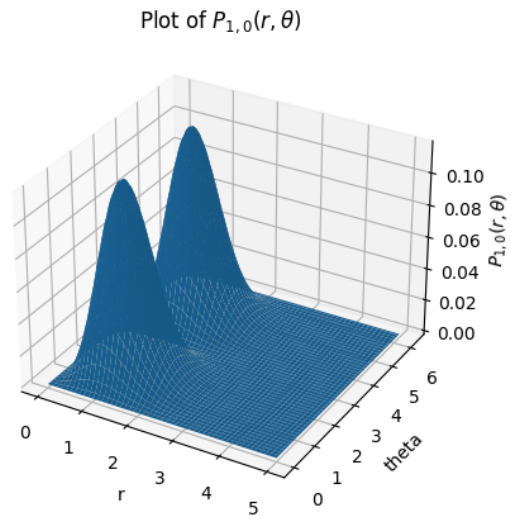


Figure 8.7: Probability distribution for the state $\psi_{1,0}(r, \theta)$

8.3 Mixed Quantum states

Given $\alpha = 2$ and the density Probability of a mixed state ψ , we can say that:

$$\psi = C_{1,0}\psi_{1,0} + C_{0,1}\psi_{0,1} \quad (8.35)$$

Where $C_{1,0}$ and $C_{0,1}$ are real numbers, (to keep it simpler). If the probability density is normalized we found:

$$\begin{aligned} \int_{-\infty}^{\infty} \int_{-\infty}^{\infty} \psi^*(u, v)\psi(u, v)dudv &= 1 \\ \int_{-\infty}^{\infty} \int_{-\infty}^{\infty} (C_{1,0}\psi_{1,0} + C_{0,1}\psi_{0,1})^* (C_{1,0}\psi_{1,0} + C_{0,1}\psi_{0,1}) dudv &= 1 \\ \int_{-\infty}^{\infty} \int_{-\infty}^{\infty} (C_{1,0}^2\psi_{1,0}^*\psi_{1,0} + C_{0,1}^2\psi_{0,1}^*\psi_{0,1}) dudv &= 1 \\ C_{1,0}^2 + C_{0,1}^2 &= 1 \end{aligned} \quad (8.36)$$

This means that the sum of the square of the coefficients is going to be 1.

We can transform the probability into any system, we are going to choose the probability in terms of r and θ

$$\begin{aligned} P(r, \theta) &= \psi^*(r, \theta)\psi(r, \theta) = (C_{1,0}\psi_{1,0}^* + C_{0,1}\psi_{0,1}^*)^* (C_{1,0}\psi_{1,0} + C_{0,1}\psi_{0,1}) \\ P(r, \theta) &= \frac{2}{\pi} (C_{1,0}^2 \sin^2 \theta + 2C_{1,0}C_{0,1} \sin \theta \cos \theta + C_{0,1} \cos^2 \theta) \\ P(r, \theta) &= \frac{2}{\pi} \left(\frac{1}{2} + \frac{C_{0,1}^2 - C_{1,0}^2}{2} \cos 2\theta + C_{1,0}C_{0,1} \sin 2\theta \right) \end{aligned} \quad (8.37)$$

This means than knowing the probability depending on the angle θ we can get the coefficients $C_{1,0}$ and $C_{0,1}$, i.e. how the state is distributed in terms of the pure quantum states.

8.4 The angular momentum

As we did in the classical mechanics we are going to solve the problem in polar coordinates.

We need to transform the variables and derivatives into a polar system.

$$\begin{aligned} u &= r \cos \theta & v &= r \sin \theta \\ du &= (dr) \cos \theta - r \sin \theta d\theta & dv &= (dr) \sin \theta + r \cos \theta d\theta \end{aligned} \quad (8.38)$$

We will rename $\psi(u, v)$ to $\chi(r, \theta)$ and we want to know how the derivatives behave for χ .

$$\begin{aligned}\frac{\partial}{\partial u}\chi &= \left[\left(\frac{\partial}{\partial \theta} \right)_r \left(\frac{\partial \theta}{\partial u} \right)_v + \left(\frac{\partial}{\partial r} \right)_\theta \left(\frac{\partial r}{\partial u} \right)_v \right] \chi = \\ &= \left(-\frac{\sin \theta}{r} \frac{\partial}{\partial \theta} + \cos \theta \frac{\partial}{\partial r} \right) \chi \\ \frac{\partial}{\partial v}\chi &= \left[\left(\frac{\partial}{\partial \theta} \right)_r \left(\frac{\partial \theta}{\partial v} \right)_u + \left(\frac{\partial}{\partial r} \right)_\theta \left(\frac{\partial r}{\partial v} \right)_u \right] \chi = \\ &= \left(\frac{\cos \theta}{r} \frac{\partial}{\partial \theta} + \sin \theta \frac{\partial}{\partial r} \right) \chi\end{aligned}\tag{8.39}$$

We need to the second derivative.

$$\begin{aligned}\frac{\partial^2}{\partial u^2}\chi &= \left(-\frac{\sin \theta}{r} \frac{\partial}{\partial \theta} + \cos \theta \frac{\partial}{\partial r} \right) \left(-\frac{\sin \theta}{r} \frac{\partial}{\partial \theta} + \cos \theta \frac{\partial}{\partial r} \right) \chi = \\ &= \left(\frac{\sin^2 \theta}{r^2} \frac{\partial^2}{\partial \theta^2} + \frac{\sin^2 \theta}{r} \frac{\partial}{\partial r} + \cos^2 \theta \frac{\partial^2}{\partial r^2} \right) \chi \\ \frac{\partial^2}{\partial v^2}\chi &= \left(\frac{\cos \theta}{r} \frac{\partial}{\partial \theta} + \sin \theta \frac{\partial}{\partial r} \right) \left(\frac{\cos \theta}{r} \frac{\partial}{\partial \theta} + \sin \theta \frac{\partial}{\partial r} \right) \chi = \\ &= \left(\frac{\cos^2 \theta}{r^2} \frac{\partial^2}{\partial \theta^2} + \frac{\cos^2 \theta}{r} \frac{\partial}{\partial r} + \sin^2 \theta \frac{\partial^2}{\partial r^2} \right) \chi\end{aligned}\tag{8.40}$$

Our wave equation now looks like:

$$\left[-\frac{1}{2} \left(\frac{\partial^2}{\partial r^2} + \frac{1}{r} \frac{\partial}{\partial r} + \frac{1}{r^2} \frac{\partial^2}{\partial \theta^2} \right) + \frac{1}{2} r^2 \right] \chi = \alpha \chi\tag{8.41}$$

If we compare this equation with the one we had for classical mechanics we can see a relation between the different energies in classical mechanics and these terms.

- ▶ $\frac{1}{2} \left(\frac{\partial^2}{\partial r^2} + \frac{1}{r} \frac{\partial}{\partial r} \right)$ is the kinetic energy in the radial direction.
- ▶ $\frac{1}{2} \frac{1}{r^2} \frac{\partial^2}{\partial \theta^2}$ is the angular kinetic energy.
- ▶ $\frac{1}{2} r^2$ is the potential energy.

As we did in classical mechanics we are going to define the angular momentum as the operator: $L_z = \frac{\partial}{\partial \theta}$.

We want to know how this operator behaves with the operator H and the wave function.

$$\begin{aligned}(HL_z)\chi &= \frac{-1}{2} \frac{\partial^3 \chi}{\partial r^2 \partial \theta} - \frac{1}{2r} \frac{\partial^2 \chi}{\partial r \partial \theta} + \frac{1}{2r^2} \frac{\partial^3 \chi}{\partial \theta^3} + \frac{1}{2} r^2 \frac{\partial^2 \chi}{\partial \theta^2} \\ (L_z H)\chi &= \frac{-1}{2} \frac{\partial^3 \chi}{\partial r^2 \partial \theta} - \frac{1}{2r} \frac{\partial^2 \chi}{\partial r \partial \theta} + \frac{1}{2r^2} \frac{\partial^3 \chi}{\partial \theta^3} + \frac{1}{2} r^2 \frac{\partial^2 \chi}{\partial \theta^2}\end{aligned}\tag{8.42}$$

As we can see both operations are the same, this proves that the two operators commute.

$$[H, L_z] = 0\tag{8.43}$$

If $H\chi = \alpha\chi$:

$$H(L_z\chi) = L_z(H\chi) = \alpha(L_z\chi) \quad (8.44)$$

Wich means that $L_z\chi$ is an eigenvector of the operator H with the same eigenvalue α . The eigenspace can be defined by eigenvectors of H and by eigenvectors of H and L_z at the same time.

We can found now the eigenvectors of L_z .

$$L_z\chi = l\chi \quad (8.45)$$

The solution for this differential equation is:

$$\chi = R(r)e^{l\theta} \quad (8.46)$$

Because the function χ is periodic in θ we can say that $l = im$.

$$\chi = R(r)e^{im\theta} \quad (8.47)$$

We didn't assume anything, we proved that because the operator commute the function can be described as above. This two operators commute because the force is a central force wich means that $V(r)$ is only a function of r .

$$H\chi_{\alpha,m} = \alpha\chi_{\alpha,m} \quad (8.48)$$

$$L_z\chi_{\alpha,m} = im\chi_{\alpha,m}$$

Now we have to solve the wave equation for the radial function, $R(r)$.

$$\left[\frac{d^2}{dr^2} + \frac{1}{r} \frac{d}{dr} - \frac{m^2}{r^2} - r^2 + 2\alpha \right] R(r) = 0 \quad (8.49)$$

If we look at the results in Section 3, we can see that there is an exponential factor in the solution. We will take that out to make math simpler.

$$R(r) = e^{-\frac{r^2}{2}} P(r)$$

$$\frac{dR}{dr} = \left(\frac{dP}{dr} - rP \right) e^{-\frac{r^2}{2}} \quad (8.50)$$

$$\frac{d^2R}{dr^2} = \left(\frac{d^2P}{dr^2} - 2r \frac{dP}{dr} + (r^2 - 1)P \right) e^{-\frac{r^2}{2}}$$

If we substitute this into 8.49:

$$\left[\frac{d^2P}{dr^2} - 2r \frac{dP}{dr} + (r^2 - 1)P + \frac{1}{r} \frac{dP}{dr} - P - \frac{m^2P}{r^2} - r^2P + 2\alpha P \right] e^{-\frac{r^2}{2}} = 0$$

$$\frac{d^2P}{dr^2} + \left(\frac{1}{r} - 2r \right) \frac{dP}{dr} + \left(2\alpha - 2 - \frac{m^2}{r^2} \right) P = 0 \quad (8.51)$$

We expect $P(r)$ to be a polinomic function, but for a polinome to be normalizable must be finite wich means having a finite number of terms. Let's assume $P(r) r^\beta$ for $r \rightarrow 0$. Near $r = 0$ the derivatives will be:

$$\begin{aligned} \frac{dP}{dr} r^{\beta-1} \\ \frac{d^2P}{dr^2} r^{\beta-2} \end{aligned} \quad (8.52)$$

If we substitute this into the equation we get:

$$\begin{aligned} \beta(\beta - 1)r^{\beta-2} + \left(\frac{1}{r} - 2r\right) \beta r^{\beta-1} + (2\alpha - 2 - \frac{m^2}{r^2})r^\beta &= 0 \\ [\beta(\beta - 1) + \beta - m^2] r^{\beta-2} + (2\alpha - 2 - 2\beta)r^\beta &= 0 \\ \beta(\beta - 1) + \beta - m^2 = 0 \Rightarrow \beta = \beta^2 = m^2 \Rightarrow \beta = |m| \end{aligned} \quad (8.53)$$

β has to be positive. We can redefine $P(r)$ as:

$$\begin{aligned} P(r) &= r^{|m|}U(r) \\ \frac{dP}{dr} &= |m|r^{|m|-1}U(r) + r^{|m|}\frac{dU}{dr} \\ \frac{d^2P}{dr^2} &= |m|(|m| - 1)r^{|m|-2}U(r) + 2|m|r^{|m|-1}\frac{dU}{dr} + r^{|m|}\frac{d^2U}{dr^2} \\ \left(\frac{1}{r} - 2r\right)\frac{dP}{dr} &= |m|r^{|m|-2}U(r) - 2|m|r^{|m|-1}\frac{dU}{dr} - 2r^{|m|+1}\frac{dU}{dr} \\ \left(2\alpha - 2 - \frac{m^2}{r^2}\right)P &= (2\alpha - 2)r^{|m|}U(r) - m^2r^{|m|-2}U(r) \end{aligned} \quad (8.54)$$

If we substitute this into the differential equation we get:

$$\begin{aligned} (2\alpha - 2 - 2|m|)r^{|m|}U(r) + [(2|m| + 1)r^{|m|-1} - 2r^{|m|+1}]\frac{dU}{dr} + r^{|m|}\frac{d^2U}{dr^2} &= 0 \\ \frac{d^2U}{dr^2} + \left(\frac{2|m|+1}{r} - 2r\right)\frac{dU}{dr} + 2(\alpha - 1 - |m|)U &= 0 \end{aligned} \quad (8.55)$$

This differential equation can be solved using Frobenius Method. We are going to assume that $U(r)$ is an "infinite" polinomic function.

$$\begin{aligned} U(r) &= \sum_{n=0}^{\infty} u_n r^n \\ \frac{dU}{dr} &= \sum_{n=0}^{\infty} n u_n r^{n-1} \\ \frac{d^2U}{dr^2} &= \sum_{n=0}^{\infty} n(n-1)u_n r^{n-2} \\ \left(\frac{2|m|+1}{r} - 2r\right)\frac{dU}{dr} &= \frac{(2|m|+1)u_1}{r} + \sum_0^\infty (2|m| + 1)u_{n+2}(n+2)r^n - \sum_0^\infty 2u_n n r^n \\ 2(\alpha - 1 - |m|)U &= \sum_0^\infty 2(\alpha - 1 - |m|)u_n r^n \end{aligned} \quad (8.56)$$

Substituting:

$$0 = \frac{2|m|+1}{r}u_1 + \sum_0^\infty [u_{n+2}((n+2)(2|m|+1) + (n+2)(n+1)) + u_n((\alpha-1-|m|)-2n)]r^n \quad (8.57)$$

This has to be 0 for every r , but also the first term has to be null, for the function to exist in $r = 0$.

$$u_1 = 0$$

$$u_{n+2}[(n+2)(2|m|+1) + (n+2)(n+1)] + u_n[(\alpha-1-|m|)-2n] = 0$$

$$u_{n+2} = \frac{2[1+|m|+n-\alpha]}{(n+2)(2|m|+n+2)}u_n; n \geq 0 \quad (8.58)$$

All the odd terms are going to be 0. We need this to be finite so we have to arrange a value N for when all the greater terms are 0, i.e. $u_{N+2} = 0$. This implies:

$$2[1+|m|+N-\alpha] = 0 \Rightarrow \alpha = 1+|m|+N \quad (8.59)$$

We know that N has to be even. We can represent alpha with this new parameters N and m .

N	m	α	$\chi(r, \theta)$
0	0	1	$\chi(r, \theta) = u_0 e^{-\frac{r^2}{2}}$
0	+1	2	$\chi(r, \theta) = u_0 r e^{-\frac{r^2}{2}} e^{i\theta}$
0	-1	2	$\chi(r, \theta) = u_0 r e^{-\frac{r^2}{2}} e^{i\theta}$
2	0	3	$\chi(r, \theta) = u_0 (1-r^2) e^{-\frac{r^2}{2}}$
0	+2	3	$\chi(r, \theta) = u_0 r^2 e^{-\frac{r^2}{2}} e^{2i\theta}$
0	-2	3	$\chi(r, \theta) = u_0 r^2 e^{-\frac{r^2}{2}} e^{2i\theta}$

This gave us pretty much every understanding on harmonic oscillators. We will get more into the angular momentum in the next chapter.

3-Dimensional Space

9

We've been working with harmonic oscillators and gravitational potentials but there are other interesting potentials that we are going to mention here.

- ▶ Electric Potential $V(r) = \frac{\alpha}{r}$, $\alpha > 0$
- ▶ Confining Potential $V(r) = kr$
- ▶ Higgs Potential $V(r) = \frac{\alpha}{r} e^{-mr}$

9.1 Angular Momentum in 3 Dimensions 75

9.2 Angular Momentum as a vector operator 80

9.3 Matrix representation for $j=1, 1/2, 3/2, 2$ 84

9.4 Eigenvalues and unitary transformations 89

9.5 Spherical Coordinates 92

9.6 The eigenfunction Y 96

9.7 The wave equation in 3 dimensions 98

9.1 Angular Momentum in 3 Dimensions

We can also have potentials that doesn't come from central forces. In those cases we have to look carefully at the angular momentum.

There are others like: Reed Potential, Cornell Potential,...

$$\vec{L} = \vec{r} \times \vec{p} \tag{9.1}$$

$$\begin{aligned} L_x &= yp_z - zp_y \\ L_y &= zp_x - xp_z \\ L_z &= xp_y - yp_x \end{aligned} \tag{9.2}$$

Using our knowledge from equation 2.4 we can say,

$$\begin{aligned} L_x &= -i\hbar(y \frac{\partial}{\partial z} - z \frac{\partial}{\partial y}) \\ L_y &= -i\hbar(z \frac{\partial}{\partial x} - x \frac{\partial}{\partial z}) \\ L_z &= -i\hbar(x \frac{\partial}{\partial y} - y \frac{\partial}{\partial x}) \end{aligned} \tag{9.3}$$

This three components of the angular momentum and the angular momentum itself are hermitian operators. We want to see how they commute between them.

$$\begin{aligned} (L_x L_y)\psi &= -\hbar^2(y \frac{\partial}{\partial z} - z \frac{\partial}{\partial y})(z \frac{\partial}{\partial x} - x \frac{\partial}{\partial z})\psi = \\ &= -\hbar^2 \left[y \left(\frac{\partial \psi}{\partial x} + z \frac{\partial^2 \psi}{\partial x \partial z} \right) - yx \frac{\partial^2 \psi}{\partial z^2} - z^2 \frac{\partial^2 \psi}{\partial x \partial y} - zx \frac{\partial^2 \psi}{\partial y \partial z} \right] (a) \\ (L_y L_x)\psi &= -\hbar^2(z \frac{\partial}{\partial x} - x \frac{\partial}{\partial z})(y \frac{\partial}{\partial z} - z \frac{\partial}{\partial y})\psi = \end{aligned} \tag{9.4}$$

$$= -\hbar^2 \left[zy \frac{\partial^2 \psi}{\partial x \partial z} - xy \frac{\partial^2 \psi}{\partial z^2} - z^2 \frac{\partial^2 \psi}{\partial x \partial y} + x \frac{\partial \psi}{\partial y} + xz \frac{\partial^2 \psi}{\partial z \partial y} \right] (b)$$

$$(a) - (b) = [L_x, L_y] = i\hbar L_z$$

In the same way it can be proved that:

$$\begin{aligned} [L_y, L_z] &= i\hbar L_x \\ [L_z, L_x] &= i\hbar L_y \end{aligned} \quad (9.5)$$

These 3 operators are closed under commutation, which means that the commutation of any two of them give us the third one.

We are going to use the Levi-Civita epsilon to write the angular momentum in a more compact way.

$$[L_i, L_j] = i\hbar \epsilon_{ijk} L_k \quad (9.6)$$

Levi-Civita epsilon has a lot of application in linear algebra. For example it can be used to determine the determinant of a matrix.

Now using the properties from 6.22 we want to calculate the commutation between L_i and L_i^2 .

$$\begin{aligned} [L_i, L_i^2] &= [L_i, L_i]L_i + L_i[L_i, L_i] = 0 \\ [L_i, L_j^2] &= [L_i, L_j]L_j + L_j[L_i, L_j] = i\hbar(L_k L_j) + i\hbar(L_j L_k) = i\hbar(L_k L_j + L_j L_k) \\ [L_i, L_k^2] &= [L_i, L_k]L_k + L_k[L_i, L_k] = -i\hbar(L_j L_k) - i\hbar(L_k L_j) = -i\hbar(L_k L_j + L_j L_k) \\ [L_i, L_i^2 + L_j^2 + L_k^2] &= [L_i, L^2] = 0 \end{aligned} \quad (9.7)$$

This means that the angular momentum and the square of the angular momentum commute. We can simultaneously diagonalize them because they commute, so a base where both are diagonalizable can be found.

$$\begin{aligned} L^2 |l, m\rangle &= \hbar^2 l^2 |l, m\rangle \\ L_3 |l, m\rangle &= \hbar m |l, m\rangle \end{aligned} \quad (9.8)$$

We choose this notation for the eigenvalues to make the connection with the eigenvalues. Also we choose the notation 1,2,3 instead of x,y,z. These changes are just for convenience.

In general terms:

$$\begin{aligned} [L^2, L_c] &= [\sum_{n=1}^3 L_n^2, L_c] = \sum_{n=1}^3 [L_n L_n, L_c] = \\ &= \sum_{n=1}^3 (L_n [L_n, L_c] + [L_n, L_c] L_n) = \\ &= i\hbar \sum_{a,b=1}^3 \epsilon_{acb} L_a L_b + i\hbar \sum_{a,b=1}^3 \epsilon_{acb} L_b L_a = \\ &= i\hbar \left(\sum_{a,b=1}^3 \epsilon_{acb} \epsilon_{bca} \right) L_a L_b = 0 \end{aligned} \quad (9.9)$$

We can use the Levi-Civita epsilon to change the order of the indices.

Going back to equation 9.8 we can say

$$\begin{aligned}
\langle l, m | L_a^2 | l, m \rangle &= (\langle l, m | L_1 \rangle \langle L_a | l, m \rangle) = (L_a | l, m \rangle)^\dagger (L_a | l, m \rangle) \geq 0 \\
\langle l, m | L_1^2 + L_2^2 | l, m \rangle &\geq 0 \\
\langle l, m | L_1^2 + L_2^2 + L_3^2 - L_3^2 | l, m \rangle &\geq 0 \\
\langle l, m | L^2 | l, m \rangle - \langle l, m | L_3^2 | l, m \rangle &\geq 0 \\
\hbar^2 l^2 \langle l, m | l, m \rangle - \hbar^2 m^2 \langle l, m | l, m \rangle &\geq 0 \\
\hbar^2 (l^2 - m^2) &\geq 0 \\
l^2 &\geq m^2
\end{aligned} \tag{9.10}$$

This result means that the projection of the angular momentum in the z direction is less or equal to the total angular momentum, as one would expect.

We want to create new operators L_+ and L_- that are going to be useful to us.

$$\begin{aligned}
L_+ &= L_1 + iL_2 \\
L_- &= L_1 - iL_2
\end{aligned} \tag{9.11}$$

With the next properties:

$$\begin{aligned}
L_+^\dagger &= L_- \\
L_-^\dagger &= L_+
\end{aligned} \tag{9.12}$$

As every time, when we have a new operator we want to know it commutes with the rest.

$$\begin{aligned}
[L_3, L_+] &= [L_3, L_1] + i[L_3, L_2] = i\hbar L_2 - i\hbar L_1 = \hbar L_1 + i\hbar L_2 = \hbar L_+ \\
[L_3, L_-] &= [L_3, L_1] - i[L_3, L_2] = i\hbar L_2 + i\hbar L_1 = -\hbar L_1 + i\hbar L_2 = -\hbar L_- \\
[L_+, L_-] &= [L_1 + iL_2, L_1 - iL_2] = [L_1, L_1] + [L_2, L_2] - i[L_1, L_2] + i[L_2, L_1] = 2\hbar L_3 \\
[L^2, L_+] &= [L^2, L_1] + i[L^2, L_2] = 0 \\
[L^2, L_-] &= [L^2, L_1] - i[L^2, L_2] = 0
\end{aligned} \tag{9.13}$$

With this new operators we can get the next eigenvectors for m without changing l .

$$L^2(L_+|l, m\rangle) = L_+L^2|l, m\rangle = L_+\hbar^2l^2|l, m\rangle = \hbar^2l^2(L_+|l, m\rangle) \quad (9.14)$$

This means that $L_+|l, m\rangle$ is an eigenvector of L^2 with the same eigenvalue \hbar^2l^2 .

$$L_3(L_+|l, m\rangle) = (\hbar L_+ + L_+L_3)|l, m\rangle = \hbar(m+1)(L_+|l, m\rangle) \quad (9.15)$$

This implies that $L_+|l, m\rangle$ is an eigenvector of L_3 with eigenvalue $\hbar(m+1)$, i.e. $L_+|l, m\rangle \propto |l, m+1\rangle$. We can do the same for L_- .

$$L^2(L_-|l, m\rangle) = L_-\hbar^2l^2|l, m\rangle = \hbar^2l^2(L_-|l, m\rangle) \quad (9.16)$$

$$L_3(L_-|l, m\rangle) = (-\hbar L_- + L_-L_3)|l, m\rangle = \hbar(m-1)(L_-|l, m\rangle)$$

This implies that $L_-|l, m\rangle$ is an eigenvector of L^2 with eigenvalue \hbar^2l^2 and of L_3 with eigenvalue $\hbar(m-1)$, i.e. $L_-|l, m\rangle \propto |l, m-1\rangle$.

We can use L_+ and L_- to get all the eigenvalues of L_3 , but there is a limit because for a fixed l , m can only take values from $-l$ to l as we proved in 9.10. This can only happen if the next eigenvalue is 0.

$$L_+|l, m_{max}\rangle = 0 \quad (9.17)$$

$$L_-|l, m_{min}\rangle = 0$$

We are going to solve for the maximum values of m multiplying by L_- .

$$L_-L_+|l, m_{max}\rangle = 0$$

$$(L_1 - iL_2)(L_1 + iL_2)|l, m_{max}\rangle = 0$$

$$[L_1^2 + L_2^2 + i(L_1L_2 - L_2L_1)]|l, m_{max}\rangle = 0$$

$$[L^2 - L_3^2 - \hbar L_3]|l, m_{max}\rangle = 0 \quad (9.18)$$

$$(\hbar^2l^2 - \hbar^2m_{max}^2 - \hbar^2m_{max})|l, m_{max}\rangle = 0$$

$$\hbar^2l^2 - \hbar^2m_{max}^2 - \hbar^2m_{max} = 0$$

$$l^2 = m_{max}^2 + m_{max}$$

Which implies that the maximum m is less than l , this can only happen because L^2 and L_3 are operators. We can do the same for the minimum

value of m .

$$\begin{aligned}
 L_+ L_- |l, m_{min}\rangle &= 0 \\
 (L_1 + iL_2)(L_1 - iL_2) |l, m_{min}\rangle &= 0 \\
 [L_1^2 + L_2^2 - i(L_1 L_2 - L_2 L_1)] |l, m_{min}\rangle &= 0 \\
 [L^2 - L_3^2 + \hbar L_3] |l, m_{min}\rangle &= 0 \quad (9.19) \\
 (\hbar^2 l^2 - \hbar^2 m_{min}^2 + \hbar^2 m_{min}) |l, m_{min}\rangle &= 0 \\
 \hbar^2 l^2 - \hbar^2 m_{min}^2 + \hbar^2 m_{min} &= 0 \\
 l^2 &= m_{min}^2 - m_{min}
 \end{aligned}$$

If we compare the limits of m we end up with the next result.

$$m_{max}^2 + m_{max} = m_{min}^2 - m_{min} \quad (9.20)$$

This expression has two solutions:

$$\begin{aligned}
 m_{max} &= m_{min} - 1 \\
 m_{max} &= -m_{min}
 \end{aligned} \quad (9.21)$$

The first solution can be discarded because it would imply that m_{max} is less than m_{min} . The second solution is the real one. We know that m increases or decreases by a factor of 1, so we can say that:

$$m_{max} = m_{min} + I \quad (9.22)$$

Where I is a non-negative integer. If we used what we know about the limits of m we can say that:

$$\begin{aligned}
 m_{max} &= -m_{max} + I \\
 m_{max} &= \frac{I}{2}
 \end{aligned} \quad (9.23)$$

This means that L_z is quantized, i. e., only some projections of the angular momentum in the z axis are allowed. We are going to start labeling the eigenfunctions as $|j, m\rangle$ where j is defined by:

$$\begin{aligned}
 j &= m_{max} \\
 l^2 &= j(j+1)
 \end{aligned} \quad (9.24)$$

Where j can be the natural numbers or half of them, i.e., $j = 0, 1/2, 1, 3/2, \dots$
Now our eigenfunctions follow:

$$\begin{aligned} L^2|j, m\rangle &= \hbar^2 j(j+1)|j, m\rangle \\ L_3|j, m\rangle &= \hbar m|j, m\rangle \end{aligned} \quad (9.25)$$

For $m = j, j-1, j-2, \dots, -j$. The j, m pair make a complete set of (orthogonal) eigenvectors. Following what we know from 6.29:

$$\begin{aligned} \langle j_1, m_1 | j_1, m_2 \rangle &= 0 \text{ if } m_1 \neq m_2 \\ \langle j_1, m_1 | j_2, m_1 \rangle &= 0 \text{ if } j_1 \neq j_2 \end{aligned} \quad (9.26)$$

We also set the normalization condition:

$$\langle j, m | j, m \rangle = 1 \quad (9.27)$$

From now we will move on to what an experimentalist will measure.

9.2 Angular Momentum as a vector operator

We can interpret the angular momentum as:

$$\vec{L} = L_1 \hat{i} + L_2 \hat{j} + L_3 \hat{k} \quad (9.28)$$

In a classical way we know that the angular momentum is conserved, so we can say that all the angular momentum is in one direction.

$$\vec{L} \times \vec{L} = (L_2 L_3 - L_3 L_2) \hat{i} + (L_3 L_1 - L_1 L_3) \hat{j} + (L_1 L_2 - L_2 L_1) \hat{k} \quad (9.29)$$

In classical mechanics that product is 0 because the components are numbers but in a quantum way they are operators that don't commute, in this case the cross product is:

$$\vec{L} \times \vec{L} = i\hbar \vec{L} \quad (9.30)$$

This is the operator equation. On an experiment we can measure the angular momentum of the electron in hydrogen. Assume it is in one state ψ .

$$\int_{-\infty}^{\infty} dx dy dz \psi^*(x, y, z) O \psi(x, y, z) = \text{Measurement of } O \quad (9.31)$$

We are going to make a distinction between the angular momentum \vec{L} , and the measured angular momentum, \vec{l} .

$$\begin{aligned}\vec{l} &= \langle s | \vec{L} | s \rangle \\ \vec{l} &= \langle s | L_1 | s \rangle \hat{i} + \langle s | L_2 | s \rangle \hat{j} + \langle s | L_3 | s \rangle \hat{k}\end{aligned}\quad (9.32)$$

With the next properties:

$$\begin{aligned}\vec{l} \cdot \vec{l} &= 0 \\ \vec{l} \cdot \vec{l} &= (\langle s | L_1 | s \rangle)^2 + (\langle s | L_2 | s \rangle)^2 + (\langle s | L_3 | s \rangle)^2 \geq 0\end{aligned}\quad (9.33)$$

We want to know the value of this dot product.

$$\begin{aligned}\langle j, m | L_3 | j, m \rangle &= \hbar m \langle j, m | j, m \rangle = \hbar m \\ \langle j, m | L_3^2 | j, m \rangle &= \hbar^2 m^2 = (\langle j, m | L_3 | j, m \rangle)^2 \\ \langle j, m | L^2 | j, m \rangle &= \hbar^2 j(j+1) \\ \langle j, m | L_1^2 + L_2^2 | j, m \rangle &= \hbar^2 (j(j+1) - m^2)\end{aligned}\quad (9.34)$$

To get the value of $\langle j, m | L_1 | j, m \rangle$ we have to use the definition of L_+ and L_- .

$$\begin{aligned}\langle j, m | L_1 | j, m \rangle &= \langle j, m | L_+ | j, m \rangle + \langle j, m | i L_- | j, m \rangle = \\ &= N_+ \langle j, m | j, m+1 \rangle + N_- \langle j, m | j, m-1 \rangle = 0\end{aligned}\quad (9.35)$$

The same argument can be done for L_2 . Because of this we can say that:

$$\left\{ \begin{array}{l} l_1 = 0 \\ l_2 = 0 \\ l_3 = \hbar m \\ l^2 = ? \end{array} \right. \quad (9.36)$$

We have two definitions if we consider l^2 as the measure of L^2 is going to be $l^2 = \hbar^2 j(j+1)$, but if we consider l^2 as the square of the measure L we get $\hbar^2 m^2$. This is exactly the same as talking about the square of the mean or taking about the variance, so we are familiarize with this concepts from chapter 2.

We said before that the operators L_+ and L_- are proportional to the next or the previous eigenfunctions. Now we want to find the exact value of

the proportionality constant.

$$\begin{aligned}
 L_+|j, m\rangle &= n_{+,j,m}|j, m+1\rangle \\
 L_-|j, m\rangle &= n_{-,j,m}|j, m-1\rangle \\
 \langle j_1, m_1 | j_2, m_2\rangle &= \delta_{j_1, j_2} \delta_{m_1, m_2}
 \end{aligned} \tag{9.37}$$

We can always find real positive values for both n_+ and n_- . We want them to be like this because we are going to take the conjugate of the expresion above.

$$\begin{aligned}
 \langle j, m | L_- &= n_{+,j,m} \langle j, m+1 | \\
 (\langle j, m | L_-)(L_+|j, m\rangle) &= n_{+,j,m}^2 \langle j, m+1 | j, m+1\rangle \\
 \langle j, m | (L_1 - iL_2)(L_1 + iL_2) | j, m\rangle &= n_{+,j,m}^2 \\
 \langle j, m | L_1^2 + L_2^2 - \hbar L_3 | j, m\rangle &= n_{+,j,m}^2 \\
 \hbar^2 j(j+1) - \hbar^2 m^2 - \hbar^2 m \langle j, m | j, m\rangle &= n_{+,j,m}^2 \\
 \hbar^2 [j(j+1) - m(m+1)] &= n_{+,j,m}^2
 \end{aligned} \tag{9.38}$$

We have finally reach the value of $n_{+,j,m}$. We can write now:

$$L_+|j, m\rangle = \hbar \sqrt{j(j+1) - m(m+1)} |j, m+1\rangle \tag{9.39}$$

It is easy to prove from this that $L_+|j, j\rangle = 0$, as we wanted. We can do the same for L_- .

$$\begin{aligned}
 \langle j, m | L_+ &= n_{-,j,m} \langle j, m-1 | \\
 (\langle j, m | L_+)(L_-|j, m\rangle) &= n_{-,j,m}^2 \langle j, m-1 | j, m-1\rangle \\
 \langle j, m | (L_1 + iL_2)(L_1 - iL_2) | j, m\rangle &= n_{-,j,m}^2 \\
 \langle j, m | L_1^2 + L_2^2 + \hbar L_3 | j, m\rangle &= n_{-,j,m}^2 \\
 \hbar^2 j(j+1) - \hbar^2 m^2 + \hbar^2 m \langle j, m | j, m\rangle &= n_{-,j,m}^2 \\
 \hbar^2 [j(j+1) - m(m-1)] &= n_{-,j,m}^2
 \end{aligned} \tag{9.40}$$

We can write now:

$$L_-|j, m\rangle = \hbar \sqrt{j(j+1) - m(m-1)} |j, m-1\rangle \tag{9.41}$$

And for $m = -j$ we get 0 again, as we wanted. Knowing L_+ and L_- we can get the values for all the three components of the angular momentum.

$$\begin{aligned} L_1 &= \frac{L_+ + L_-}{2} \\ L_2 &= \frac{L_+ - L_-}{2i} \end{aligned} \quad (9.42)$$

The components of \vec{L} acting on $|j, m\rangle$ are:

$$L_1|j, m\rangle = \frac{\hbar}{2}(\sqrt{j(j+1) - m(m+1)}|j, m+1\rangle + \sqrt{j(j+1) - m(m-1)}|j, m-1\rangle)$$

$$L_2|j, m\rangle = \frac{\hbar i}{2}(\sqrt{j(j+1) - m(m+1)}|j, m+1\rangle - \sqrt{j(j+1) - m(m-1)}|j, m-1\rangle)$$

$$L_3|j, m\rangle = \hbar m|j, m\rangle$$

Using the knowledge from chapter 6, if we want to get the exact values for every component of the three operators we can apply 6.16.

$$(L_1)_{j_1 m_1, j_2, m_2} = \langle j_1, m_1 | L_1 | j_2, m_2 \rangle = \frac{\hbar}{2} [\sqrt{j_2(j_2+1) - m_2(m_2+1)}\delta_{j_1 j_2, m_1 m_2+1} + \sqrt{j_2(j_2+1) - m_2(m_2-1)}\delta_{j_1 j_2, m_1 m_2-1}]$$

$$(L_2)_{j_1 m_1, j_2, m_2} = \langle j_1, m_1 | L_2 | j_2, m_2 \rangle = \frac{-\hbar i}{2} [\sqrt{j_2(j_2+1) - m_2(m_2+1)}\delta_{j_1 j_2, m_1 m_2+1} - \sqrt{j_2(j_2+1) - m_2(m_2-1)}\delta_{j_1 j_2, m_1 m_2-1}]$$

$$(L_3)_{j_1 m_1, j_2, m_2} = \langle j_1, m_1 | L_3 | j_2, m_2 \rangle = \hbar m_2 \delta_{j_1 j_2, m_1 m_2}$$

We can see at first sight that L_3 has to be a diagonal matrix, while L_1 and L_2 can only have non-zero values on the secondary diagonals. In the next section we will get the values of the matrix for some j .

9.3 Matrix representation for $j=1, 1/2, 3/2, 2$

The case for $j=0$ is a trivial case. We are going to start with $j=1$, where the set of values for m is $m=1,0,-1$. We are going to define the matrices as:

$$L_a = \begin{bmatrix} (L_a)_{-1,-1} & (L_a)_{-1,0} & (L_a)_{-1,1} \\ (L_a)_{0,-1} & (L_a)_{0,0} & (L_a)_{0,1} \\ (L_a)_{1,-1} & (L_a)_{1,0} & (L_a)_{1,1} \end{bmatrix} \quad (9.43)$$

Where the subindexes of the components represent m_1 and m_2 . We can use the expressions from the last equation for the previous chapter to get the matrix representation of the angular momentum.

$$L_1 = \frac{\hbar}{\sqrt{2}} \begin{bmatrix} 0 & 1 & 0 \\ 1 & 0 & 1 \\ 0 & 1 & 0 \end{bmatrix}, L_2 = \frac{i\hbar}{\sqrt{2}} \begin{bmatrix} 0 & 1 & 0 \\ -1 & 0 & 1 \\ 0 & -1 & 0 \end{bmatrix}, L_3 = \hbar \begin{bmatrix} -1 & 0 & 0 \\ 0 & 0 & 0 \\ 0 & 0 & 1 \end{bmatrix} \quad (9.44)$$

We can find the other operators we are interested in just applying matrix multiplication.

$$\begin{aligned} L_1^2 &= \frac{\hbar}{\sqrt{2}} \begin{bmatrix} 0 & 1 & 0 \\ 1 & 0 & 1 \\ 0 & 1 & 0 \end{bmatrix} \frac{\hbar}{\sqrt{2}} \begin{bmatrix} 0 & 1 & 0 \\ 1 & 0 & 1 \\ 0 & 1 & 0 \end{bmatrix} = \frac{\hbar^2}{2} \begin{bmatrix} 1 & 0 & 1 \\ 0 & 2 & 0 \\ 1 & 0 & 1 \end{bmatrix} \\ L_2^2 &= \frac{i\hbar}{\sqrt{2}} \begin{bmatrix} 0 & 1 & 0 \\ -1 & 0 & 1 \\ 0 & -1 & 0 \end{bmatrix} \frac{i\hbar}{\sqrt{2}} \begin{bmatrix} 0 & 1 & 0 \\ -1 & 0 & 1 \\ 0 & -1 & 0 \end{bmatrix} = \frac{\hbar^2}{2} \begin{bmatrix} 1 & 0 & -1 \\ 0 & 2 & 0 \\ -1 & 0 & 1 \end{bmatrix} \\ L_3^2 &= \hbar \begin{bmatrix} -1 & 0 & 0 \\ 0 & 0 & 0 \\ 0 & 0 & 1 \end{bmatrix} \hbar \begin{bmatrix} -1 & 0 & 0 \\ 0 & 0 & 0 \\ 0 & 0 & 1 \end{bmatrix} = \hbar^2 \begin{bmatrix} 1 & 0 & 0 \\ 0 & 0 & 0 \\ 0 & 0 & 1 \end{bmatrix} \\ L^2 &= L_1^2 + L_2^2 + L_3^2 = 2\hbar^2 \begin{bmatrix} 1 & 0 & 0 \\ 0 & 1 & 0 \\ 0 & 0 & 1 \end{bmatrix} \end{aligned} \quad (9.45)$$

We can see that L^2 is also a diagonal matrix as we expected it to be, this means that we did not make an algebra mistake.

Just to make sure that we are doing everything right, we can check that the commutation properties are satisfied.

$$\begin{aligned} [L_1, L_2] &= L_1 L_2 - L_2 L_1 = \frac{\hbar}{\sqrt{2}} \begin{bmatrix} 0 & 1 & 0 \\ 1 & 0 & 1 \\ 0 & 1 & 0 \end{bmatrix} \frac{i\hbar}{\sqrt{2}} \begin{bmatrix} 0 & 1 & 0 \\ -1 & 0 & 1 \\ 0 & -1 & 0 \end{bmatrix} - \frac{i\hbar}{\sqrt{2}} \begin{bmatrix} 0 & 1 & 0 \\ -1 & 0 & 1 \\ 0 & -1 & 0 \end{bmatrix} \frac{\hbar}{\sqrt{2}} \begin{bmatrix} 0 & 1 & 0 \\ 1 & 0 & 1 \\ 0 & 1 & 0 \end{bmatrix} = \\ &= \frac{i\hbar^2}{2} \begin{bmatrix} -1 & 0 & 1 \\ 0 & 0 & 0 \\ -1 & 0 & 1 \end{bmatrix} - \frac{i\hbar^2}{2} \begin{bmatrix} 1 & 0 & 1 \\ 0 & 0 & 0 \\ -1 & 0 & -1 \end{bmatrix} = i\hbar^2 \begin{bmatrix} -1 & 0 & 0 \\ 0 & 0 & 0 \\ 0 & 0 & 1 \end{bmatrix} = i\hbar L_3 \end{aligned} \quad (9.46)$$

We can do the same for the other commutators.

Now we will work the math for $j=1/2$. The operators are gonna look like:

$$L_a = \begin{bmatrix} (L_a)_{-1/2,-1/2} & (L_a)_{-1/2,1/2} \\ (L_a)_{1/2,-1/2} & (L_a)_{1/2,1/2} \end{bmatrix} \quad (9.47)$$

And in particular the operators are:

$$L_1 = \frac{\hbar}{2} \begin{bmatrix} 0 & 1 \\ 1 & 0 \end{bmatrix}, L_2 = \frac{i\hbar}{2} \begin{bmatrix} 0 & 1 \\ -1 & 0 \end{bmatrix}, L_3 = \frac{\hbar}{2} \begin{bmatrix} -1 & 0 \\ 0 & 1 \end{bmatrix} \quad (9.48)$$

We can find the other operators we are interested in just applying matrix multiplication.

$$\begin{aligned} L_1^2 &= \frac{\hbar^2}{4} \begin{bmatrix} 0 & 1 \\ 1 & 0 \end{bmatrix} \begin{bmatrix} 0 & 1 \\ 1 & 0 \end{bmatrix} = \frac{\hbar^2}{4} \begin{bmatrix} 1 & 0 \\ 0 & 1 \end{bmatrix} \\ L_2^2 &= \frac{-\hbar^2}{4} \begin{bmatrix} 0 & 1 \\ -1 & 0 \end{bmatrix} \begin{bmatrix} 0 & 1 \\ -1 & 0 \end{bmatrix} = \frac{\hbar^2}{4} \begin{bmatrix} 1 & 0 \\ 0 & 1 \end{bmatrix} \\ L_3^2 &= \frac{\hbar^2}{4} \begin{bmatrix} -1 & 0 \\ 0 & 1 \end{bmatrix} \begin{bmatrix} -1 & 0 \\ 0 & 1 \end{bmatrix} = \frac{\hbar^2}{4} \begin{bmatrix} 1 & 0 \\ 0 & 1 \end{bmatrix} \\ L^2 &= L_1^2 + L_2^2 + L_3^2 = \frac{3\hbar^2}{4} \begin{bmatrix} 1 & 0 \\ 0 & 1 \end{bmatrix} \end{aligned} \quad (9.49)$$

We know we did the math correct because L^2 is a diagonal matrix with values $\hbar^2 j(j+1)$.

$$\begin{aligned} [L_1, L_2] &= L_1 L_2 - L_2 L_1 = \frac{\hbar}{2} \begin{bmatrix} 0 & 1 \\ 1 & 0 \end{bmatrix} \frac{i\hbar}{2} \begin{bmatrix} 0 & 1 \\ -1 & 0 \end{bmatrix} - \frac{i\hbar}{2} \begin{bmatrix} 0 & 1 \\ -1 & 0 \end{bmatrix} \frac{\hbar}{2} \begin{bmatrix} 0 & 1 \\ 1 & 0 \end{bmatrix} = \\ &= i\hbar \frac{\hbar}{2} \begin{bmatrix} -1 & 0 \\ 0 & 1 \end{bmatrix} = i\hbar L_3 \end{aligned} \quad (9.50)$$

The commutation properties are satisfied. We can do the same for $j=3/2$. To begin with our matrices are going to look like:

$$L_a = \begin{bmatrix} (L_a)_{-3/2,-3/2} & (L_a)_{-3/2,-1/2} & (L_a)_{-3/2,1/2} & (L_a)_{-3/2,3/2} \\ (L_a)_{-1/2,-3/2} & (L_a)_{-1/2,-1/2} & (L_a)_{-1/2,1/2} & (L_a)_{-1/2,3/2} \\ (L_a)_{1/2,-3/2} & (L_a)_{1/2,-1/2} & (L_a)_{1/2,1/2} & (L_a)_{1/2,3/2} \\ (L_a)_{3/2,-3/2} & (L_a)_{3/2,-1/2} & (L_a)_{3/2,1/2} & (L_a)_{3/2,3/2} \end{bmatrix} \quad (9.51)$$

The components of the angular momentum are:

$$L_1 = \frac{\hbar}{2} \begin{bmatrix} 0 & \sqrt{3} & 0 & 0 \\ \sqrt{3} & 0 & 2 & 0 \\ 0 & 2 & 0 & \sqrt{3} \\ 0 & 0 & \sqrt{3} & 0 \end{bmatrix}, L_2 = \frac{i\hbar}{2} \begin{bmatrix} 0 & \sqrt{3} & 0 & 0 \\ -\sqrt{3} & 0 & 2 & 0 \\ 0 & -2 & 0 & \sqrt{3} \\ 0 & 0 & -\sqrt{3} & 0 \end{bmatrix}, L_3 = \frac{\hbar}{2} \begin{bmatrix} -3 & 0 & 0 & 0 \\ 0 & -1 & 0 & 0 \\ 0 & 0 & 1 & 0 \\ 0 & 0 & 0 & 3 \end{bmatrix} \quad (9.52)$$

We can find the other operators we are interested in applying matrix multiplication.

$$\begin{aligned}
 L_1^2 &= \frac{\hbar^2}{4} \begin{bmatrix} 0 & \sqrt{3} & 0 & 0 \\ \sqrt{3} & 0 & 2 & 0 \\ 0 & 2 & 0 & \sqrt{3} \\ 0 & 0 & \sqrt{3} & 0 \end{bmatrix} \begin{bmatrix} 0 & \sqrt{3} & 0 & 0 \\ \sqrt{3} & 0 & 2 & 0 \\ 0 & 2 & 0 & \sqrt{3} \\ 0 & 0 & \sqrt{3} & 0 \end{bmatrix} = \frac{\hbar^2}{4} \begin{bmatrix} 3 & 0 & 2\sqrt{3} & 0 \\ 0 & 7 & 0 & 2\sqrt{3} \\ 2\sqrt{3} & 0 & 7 & 0 \\ 0 & 2\sqrt{3} & 0 & 3 \end{bmatrix} \\
 L_2^2 &= \frac{-\hbar^2}{4} \begin{bmatrix} 0 & \sqrt{3} & 0 & 0 \\ -\sqrt{3} & 0 & 2 & 0 \\ 0 & -2 & 0 & \sqrt{3} \\ 0 & 0 & -\sqrt{3} & 0 \end{bmatrix} \begin{bmatrix} 0 & \sqrt{3} & 0 & 0 \\ -\sqrt{3} & 0 & 2 & 0 \\ 0 & -2 & 0 & \sqrt{3} \\ 0 & 0 & -\sqrt{3} & 0 \end{bmatrix} = \frac{-\hbar^2}{4} \begin{bmatrix} -3 & 0 & 2\sqrt{3} & 0 \\ 0 & -7 & 0 & 2\sqrt{3} \\ 2\sqrt{3} & 0 & -7 & 0 \\ 0 & 2\sqrt{3} & 0 & -3 \end{bmatrix} \\
 L_3^2 &= \frac{\hbar^2}{4} \begin{bmatrix} -3 & 0 & 0 & 0 \\ 0 & -1 & 0 & 0 \\ 0 & 0 & 1 & 0 \\ 0 & 0 & 0 & 3 \end{bmatrix} \begin{bmatrix} -3 & 0 & 0 & 0 \\ 0 & -1 & 0 & 0 \\ 0 & 0 & 1 & 0 \\ 0 & 0 & 0 & 3 \end{bmatrix} = \frac{\hbar^2}{4} \begin{bmatrix} 9 & 0 & 0 & 0 \\ 0 & 1 & 0 & 0 \\ 0 & 0 & 1 & 0 \\ 0 & 0 & 0 & 9 \end{bmatrix} \\
 L^2 &= L_1^2 + L_2^2 + L_3^2 = \frac{\hbar^2}{4} \begin{bmatrix} 15 & 0 & 0 & 0 \\ 0 & 15 & 0 & 0 \\ 0 & 0 & 15 & 0 \\ 0 & 0 & 0 & 15 \end{bmatrix} = \frac{15\hbar^2}{4} I_{4 \times 4}
 \end{aligned} \tag{9.53}$$

We did a correct calculation because L^2 is a diagonal matrix with values $\hbar^2 j(j+1)$. Let's Prove the commutation properties.

$$\begin{aligned}
 [L_1, L_2] &= L_1 L_2 - L_2 L_1 = \\
 &= \frac{\hbar}{2} \begin{bmatrix} 0 & \sqrt{3} & 0 & 0 \\ \sqrt{3} & 0 & 2 & 0 \\ 0 & 2 & 0 & \sqrt{3} \\ 0 & 0 & \sqrt{3} & 0 \end{bmatrix} \frac{\hbar}{2} \begin{bmatrix} 0 & \sqrt{3} & 0 & 0 \\ -\sqrt{3} & 0 & 2 & 0 \\ 0 & -2 & 0 & \sqrt{3} \\ 0 & 0 & -\sqrt{3} & 0 \end{bmatrix} - \frac{\hbar}{2} \begin{bmatrix} 0 & \sqrt{3} & 0 & 0 \\ -\sqrt{3} & 0 & 2 & 0 \\ 0 & -2 & 0 & \sqrt{3} \\ 0 & 0 & -\sqrt{3} & 0 \end{bmatrix} \frac{\hbar}{2} \begin{bmatrix} 0 & \sqrt{3} & 0 & 0 \\ \sqrt{3} & 0 & 2 & 0 \\ 0 & 2 & 0 & \sqrt{3} \\ 0 & 0 & \sqrt{3} & 0 \end{bmatrix} = \\
 &= \frac{i\hbar^2}{4} \begin{bmatrix} -3 & 0 & 2\sqrt{3} & 0 \\ 0 & -1 & 0 & 2\sqrt{3} \\ -2\sqrt{3} & 0 & 1 & 0 \\ 0 & -2\sqrt{3} & 0 & 3 \end{bmatrix} - \frac{i\hbar^2}{4} \begin{bmatrix} 3 & 0 & 2\sqrt{3} & 0 \\ 0 & 1 & 0 & 2\sqrt{3} \\ -2\sqrt{3} & 0 & -1 & 0 \\ 0 & -2\sqrt{3} & 0 & -3 \end{bmatrix} = \\
 &= i\hbar \frac{\hbar}{2} \begin{bmatrix} -3 & 0 & 0 & 0 \\ 0 & -1 & 0 & 0 \\ 0 & 0 & 1 & 0 \\ 0 & 0 & 0 & 3 \end{bmatrix} = i\hbar L_3
 \end{aligned} \tag{9.54}$$

Everything seems in order, let's move to the last one, $j=2$. The matrices are gonna be defined by

$$L_a = \begin{bmatrix} (L_a)_{-2,-2} & (L_a)_{-2,-1} & (L_a)_{-2,0} & (L_a)_{-2,1} & (L_a)_{-2,2} \\ (L_a)_{-1,-2} & (L_a)_{-1,-1} & (L_a)_{-1,0} & (L_a)_{-1,1} & (L_a)_{-1,2} \\ (L_a)_{0,-2} & (L_a)_{0,-1} & (L_a)_{0,0} & (L_a)_{0,1} & (L_a)_{0,2} \\ (L_a)_{1,-2} & (L_a)_{1,-1} & (L_a)_{1,0} & (L_a)_{1,1} & (L_a)_{1,2} \\ (L_a)_{2,-2} & (L_a)_{2,-1} & (L_a)_{2,0} & (L_a)_{2,1} & (L_a)_{2,2} \end{bmatrix} \tag{9.55}$$

The components of the angular momentum are:

$$L_1 = \frac{\hbar}{2} \begin{bmatrix} 0 & 2 & 0 & 0 & 0 \\ 2 & 0 & \sqrt{6} & 0 & 0 \\ 0 & \sqrt{6} & 0 & \sqrt{6} & 0 \\ 0 & 0 & \sqrt{6} & 0 & 2 \\ 0 & 0 & 0 & 2 & 0 \end{bmatrix}, L_2 = \frac{i\hbar}{2} \begin{bmatrix} 0 & 2 & 0 & 0 & 0 \\ -2 & 0 & \sqrt{6} & 0 & 0 \\ 0 & -\sqrt{6} & 0 & \sqrt{6} & 0 \\ 0 & 0 & -\sqrt{6} & 0 & 2 \\ 0 & 0 & 0 & -2 & 0 \end{bmatrix},$$

$$L_3 = \hbar \begin{bmatrix} -2 & 0 & 0 & 0 & 0 \\ 0 & -1 & 0 & 0 & 0 \\ 0 & 0 & 0 & 0 & 0 \\ 0 & 0 & 0 & 1 & 0 \\ 0 & 0 & 0 & 0 & 2 \end{bmatrix} \quad (9.56)$$

The other operators are:

$$L_1^2 = \frac{\hbar^2}{4} \begin{bmatrix} 0 & 2 & 0 & 0 & 0 \\ 2 & 0 & \sqrt{6} & 0 & 0 \\ 0 & \sqrt{6} & 0 & \sqrt{6} & 0 \\ 0 & 0 & \sqrt{6} & 0 & 2 \\ 0 & 0 & 0 & 2 & 0 \end{bmatrix} \begin{bmatrix} 0 & 2 & 0 & 0 & 0 \\ 2 & 0 & \sqrt{6} & 0 & 0 \\ 0 & \sqrt{6} & 0 & \sqrt{6} & 0 \\ 0 & 0 & \sqrt{6} & 0 & 2 \\ 0 & 0 & 0 & 2 & 0 \end{bmatrix} = \frac{\hbar^2}{4} \begin{bmatrix} 4 & 0 & 2\sqrt{6} & 0 & 0 \\ 0 & 10 & 0 & 6 & 0 \\ 2\sqrt{6} & 0 & 12 & 0 & 2\sqrt{6} \\ 0 & 6 & 0 & 10 & 0 \\ 0 & 0 & 2\sqrt{6} & 0 & 4 \end{bmatrix}$$

$$L_2^2 = \frac{-\hbar^2}{4} \begin{bmatrix} 0 & 2 & 0 & 0 & 0 \\ -2 & 0 & \sqrt{6} & 0 & 0 \\ 0 & -\sqrt{6} & 0 & \sqrt{6} & 0 \\ 0 & 0 & -\sqrt{6} & 0 & 2 \\ 0 & 0 & 0 & -2 & 0 \end{bmatrix} \begin{bmatrix} 0 & 2 & 0 & 0 & 0 \\ -2 & 0 & \sqrt{6} & 0 & 0 \\ 0 & -\sqrt{6} & 0 & \sqrt{6} & 0 \\ 0 & 0 & -\sqrt{6} & 0 & 2 \\ 0 & 0 & 0 & -2 & 0 \end{bmatrix} = \frac{-\hbar^2}{4} \begin{bmatrix} -4 & 0 & 2\sqrt{6} & 0 & 0 \\ 0 & -10 & 0 & 6 & 0 \\ 2\sqrt{6} & 0 & -12 & 0 & 2\sqrt{6} \\ 0 & 6 & 0 & -10 & 0 \\ 0 & 0 & 2\sqrt{6} & 0 & -4 \end{bmatrix}$$

$$L_3^2 = \hbar^2 \begin{bmatrix} -2 & 0 & 0 & 0 & 0 \\ 0 & -1 & 0 & 0 & 0 \\ 0 & 0 & 0 & 0 & 0 \\ 0 & 0 & 0 & 1 & 0 \\ 0 & 0 & 0 & 0 & 2 \end{bmatrix} \begin{bmatrix} -2 & 0 & 0 & 0 & 0 \\ 0 & -1 & 0 & 0 & 0 \\ 0 & 0 & 0 & 0 & 0 \\ 0 & 0 & 0 & 1 & 0 \\ 0 & 0 & 0 & 0 & 2 \end{bmatrix} = \hbar^2 \begin{bmatrix} 4 & 0 & 0 & 0 & 0 \\ 0 & 1 & 0 & 0 & 0 \\ 0 & 0 & 0 & 0 & 0 \\ 0 & 0 & 0 & 1 & 0 \\ 0 & 0 & 0 & 0 & 4 \end{bmatrix}$$

$$L^2 = L_1^2 + L_2^2 + L_3^2 = \hbar^2 \begin{bmatrix} 6 & 0 & 0 & 0 & 0 \\ 0 & 6 & 0 & 0 & 0 \\ 0 & 0 & 6 & 0 & 0 \\ 0 & 0 & 0 & 6 & 0 \\ 0 & 0 & 0 & 0 & 6 \end{bmatrix} \quad (9.57)$$

Again the math is correct because L^2 is a diagonal matrix with values $\hbar^2 j(j+1)$. Let's prove the commutation

properties.

$$\begin{aligned}
 [L_1, L_2] &= L_1 L_2 - L_2 L_1 = \\
 &= \frac{\hbar}{2} \begin{bmatrix} 0 & 2 & 0 & 0 & 0 \\ 2 & 0 & \sqrt{6} & 0 & 0 \\ 0 & \sqrt{6} & 0 & \sqrt{6} & 0 \\ 0 & 0 & \sqrt{6} & 0 & 2 \\ 0 & 0 & 0 & 2 & 0 \end{bmatrix} \frac{i\hbar}{2} \begin{bmatrix} 0 & 2 & 0 & 0 & 0 \\ -2 & 0 & \sqrt{6} & 0 & 0 \\ 0 & -\sqrt{6} & 0 & \sqrt{6} & 0 \\ 0 & 0 & -\sqrt{6} & 0 & 2 \\ 0 & 0 & 0 & -2 & 0 \end{bmatrix} - \frac{i\hbar}{2} \begin{bmatrix} 0 & 2 & 0 & 0 & 0 \\ -2 & 0 & \sqrt{6} & 0 & 0 \\ 0 & -\sqrt{6} & 0 & \sqrt{6} & 0 \\ 0 & 0 & -\sqrt{6} & 0 & 2 \\ 0 & 0 & 0 & -2 & 0 \end{bmatrix} \frac{\hbar}{2} \begin{bmatrix} 0 & 2 & 0 & 0 & 0 \\ 2 & 0 & \sqrt{6} & 0 & 0 \\ 0 & \sqrt{6} & 0 & \sqrt{6} & 0 \\ 0 & 0 & \sqrt{6} & 0 & 2 \\ 0 & 0 & 0 & 2 & 0 \end{bmatrix} = \\
 &= \frac{i\hbar^2}{4} \begin{bmatrix} -4 & 0 & 2\sqrt{6} & 0 & 0 \\ 0 & -2 & 0 & 6 & 0 \\ -2\sqrt{6} & 0 & 0 & 0 & 2\sqrt{6} \\ 0 & -6 & 0 & 2 & 0 \\ 0 & 0 & -2\sqrt{6} & 0 & 4 \end{bmatrix} - \frac{i\hbar^2}{4} \begin{bmatrix} 4 & 0 & 2\sqrt{6} & 0 & 0 \\ 0 & 2 & 0 & 6 & 0 \\ -2\sqrt{6} & 0 & 0 & 0 & 2\sqrt{6} \\ 0 & -6 & 0 & -2 & 0 \\ 0 & 0 & -2\sqrt{6} & 0 & -4 \end{bmatrix} = \\
 &= i\hbar \begin{bmatrix} -2 & 0 & 0 & 0 & 0 \\ 0 & -1 & 0 & 0 & 0 \\ 0 & 0 & 0 & 0 & 0 \\ 0 & 0 & 0 & 1 & 0 \\ 0 & 0 & 0 & 0 & 2 \end{bmatrix} = i\hbar L_3
 \end{aligned}$$

(9.58)

We have proved everything for all the values of j that we wanted. In the next section we will try to find the eigenvalues of this operators.

9.4 Eigenvalues and unitary transformations

During this chapter we are going to focus only in the case of $j = 1$.

To determine the eigen values of L_1 we need to get $\det(L_1 - \lambda I) = 0$. We can do the same for L_2 and L_3 . The eigenvalues of L_1 are:

$$\begin{aligned} \det(L_1 - \lambda I) = 0 &\Rightarrow \det \begin{bmatrix} -\lambda & \frac{\hbar}{\sqrt{2}} & 0 \\ \frac{\hbar}{\sqrt{2}} & -\lambda & \frac{\hbar}{\sqrt{2}} \\ 0 & \frac{\hbar}{\sqrt{2}} & -\lambda \end{bmatrix} = 0 \Rightarrow \\ &\Rightarrow \lambda (\lambda^2 - \hbar^2) = 0 \Rightarrow \\ &\Rightarrow \lambda_1 = 0, \lambda_2 = \hbar, \lambda_3 = -\hbar \end{aligned} \quad (9.59)$$

We can observed that the eigenvalues are the same as the ones of L_3 . Because the commutation of the operators are closed under the equation 9.6 we can rewrite our matrices using unitary transformation. We say that U is an unitary operator if:

$$U^\dagger U = I \quad (9.60)$$

We can rewrite now our matrices as:

$$L'_a = U^\dagger L_a U \quad (9.61)$$

And it can be proved that this new system commute under the same rule.

$$\begin{aligned} [L'_a, L'_b] &= U^\dagger L_a U U^\dagger L_b U - U^\dagger L_b U U^\dagger L_a U = \\ &= U^\dagger L_a L_b U - U^\dagger L_b L_a U = U^\dagger [L_a, L_b] U = i\hbar \epsilon_{abc} U^\dagger L_c U = i\hbar \epsilon_{abc} L'_c \\ &= i\hbar \epsilon_{abc} L'_c \end{aligned} \quad (9.62)$$

We want to find now the unitary matrix U that turns L_1 into L_3 . As we saw in the beginning of the section L_3 is the diagonal matrix of L_1 so U will be the unitary matrix of eigenvalues.

$$L_1 = U L_3 U^\dagger \quad (9.63)$$

We can find the matrix U by finding the eigenvectors of L_1 .

In most experiments we can only measure for j . If we consider and eigenvector of the form $e^{-i\frac{E}{\hbar}t}$, then if a state has an energy E_1 , the state can not be a superposition of states with different energies. However in our 3 dimensional model we know that the energy depends on j , but for $j=1$ we have 3 different states of the same energy. This means that this model allows degenerate states.

For $\lambda_1 = 0$

$$\begin{aligned} \begin{bmatrix} 0 & \frac{\hbar}{\sqrt{2}} & 0 \\ \frac{\hbar}{\sqrt{2}} & 0 & \frac{\hbar}{\sqrt{2}} \\ 0 & \frac{\hbar}{\sqrt{2}} & 0 \end{bmatrix} \begin{bmatrix} x \\ y \\ z \end{bmatrix} = \vec{0} \Rightarrow \\ \Rightarrow y = 0, x = -z \\ v_1 = \begin{pmatrix} 1 \\ 0 \\ -1 \end{pmatrix} \end{aligned} \quad (9.64)$$

For $\lambda_2 = \hbar$

$$\begin{aligned} \begin{bmatrix} -\hbar & \frac{\hbar}{\sqrt{2}} & 0 \\ \frac{\hbar}{\sqrt{2}} & -\hbar & \frac{\hbar}{\sqrt{2}} \\ 0 & \frac{\hbar}{\sqrt{2}} & -\hbar \end{bmatrix} \begin{bmatrix} x \\ y \\ z \end{bmatrix} = \vec{0} \Rightarrow \\ \Rightarrow x = z, y = \sqrt{2}x \\ v_2 = \begin{pmatrix} 1 \\ \sqrt{2} \\ 1 \end{pmatrix} \end{aligned} \quad (9.65)$$

For $\lambda_3 = -\hbar$

$$\begin{aligned} \begin{bmatrix} \hbar & \frac{\hbar}{\sqrt{2}} & 0 \\ \frac{\hbar}{\sqrt{2}} & \hbar & \frac{\hbar}{\sqrt{2}} \\ 0 & \frac{\hbar}{\sqrt{2}} & \hbar \end{bmatrix} \begin{bmatrix} x \\ y \\ z \end{bmatrix} = \vec{0} \Rightarrow \\ \Rightarrow x = z, y = -\sqrt{2}x \\ v_3 = \begin{pmatrix} 1 \\ -\sqrt{2} \\ 1 \end{pmatrix} \end{aligned} \quad (9.66)$$

We can now build the matrix U .

We choose the order of the vectors in S to be the same as the order of the eigenvalues for L_3 , to be the diagonal matrix we want to find.

$$U = [c_3v_3|c_1v_1|c_2v_2] \quad (9.67)$$

This matrix is not unique, there are multiple matrices that satisfied the equation, but if we want U to be unitary, we need it to be formed by unitary vectors.

$$U = \begin{bmatrix} \frac{1}{2} & \frac{1}{\sqrt{2}} & \frac{1}{2} \\ -\frac{1}{\sqrt{2}} & 0 & \frac{1}{\sqrt{2}} \\ \frac{1}{2} & -\frac{1}{\sqrt{2}} & \frac{1}{2} \end{bmatrix} \quad (9.68)$$

We can check that this matrix is unitary by checking that $U^\dagger U = I$.

$$U^\dagger U = \begin{bmatrix} \frac{1}{2} & -\frac{\sqrt{2}}{2} & \frac{1}{2} \\ \frac{1}{\sqrt{2}} & 0 & -\frac{1}{\sqrt{2}} \\ \frac{1}{2} & \frac{\sqrt{2}}{2} & \frac{1}{2} \end{bmatrix} \begin{bmatrix} \frac{1}{2} & \frac{1}{\sqrt{2}} & \frac{1}{2} \\ -\frac{\sqrt{2}}{2} & 0 & -\frac{\sqrt{2}}{2} \\ \frac{1}{2} & -\frac{1}{\sqrt{2}} & \frac{1}{2} \end{bmatrix} = \begin{bmatrix} 1 & 0 & 0 \\ 0 & 1 & 0 \\ 0 & 0 & 1 \end{bmatrix} \quad (9.69)$$

So we know that L'_1 is L_3 . What about L'_2 ?

$$L'_2 = U^\dagger L_2 U = \quad (9.70)$$

We can see that L'_2 is not L_1 or L_3 , is something else, which means that the unitary transformation is not unique. We have to be able to find a unitary transformation that follows or the next rules:

$$\begin{aligned} L'_1 &= U^\dagger L_1 U = L_3 \\ L'_2 &= U^\dagger L_2 U = L_1 \\ L'_3 &= U^\dagger L_3 U = L_2 \end{aligned} \quad (9.71)$$

When we calculate U we said that the unitary vectors have to be unitary, this means that we can multiply this vectors by a phase $e^{i\phi}$. U takes the form:

$$U = \begin{bmatrix} \frac{e^{i\phi_1}}{2} & \frac{e^{i\phi_2}}{\sqrt{2}} & \frac{e^{i\phi_3}}{2} \\ -\frac{e^{i\phi_1}}{\sqrt{2}} & 0 & \frac{e^{i\phi_3}}{\sqrt{2}} \\ \frac{e^{i\phi_1}}{2} & -\frac{e^{i\phi_2}}{\sqrt{2}} & \frac{e^{i\phi_3}}{2} \end{bmatrix} \quad (9.72)$$

We have to find ϕ_i for $i = 1, 2, 3$ for U to satisfy the conditions listed before. The solution is:

$$U = \begin{bmatrix} \frac{-i}{2} & \frac{-1}{\sqrt{2}} & \frac{i}{2} \\ \frac{i}{\sqrt{2}} & 0 & \frac{i}{\sqrt{2}} \\ \frac{-i}{2} & \frac{1}{\sqrt{2}} & \frac{i}{2} \end{bmatrix} \quad (9.73)$$

We can prove that this matrix makes the transformations we want. For L_1 :

$$\begin{aligned} L'_1 &= U^\dagger L_1 U = \\ &= \begin{bmatrix} \frac{i}{2} & \frac{-i}{\sqrt{2}} & \frac{i}{2} \\ \frac{-1}{\sqrt{2}} & 0 & \frac{1}{\sqrt{2}} \\ \frac{-i}{2} & \frac{-i}{\sqrt{2}} & \frac{-i}{2} \end{bmatrix} \begin{bmatrix} 0 & \frac{\hbar}{\sqrt{2}} & 0 \\ \frac{\hbar}{\sqrt{2}} & 0 & \frac{\hbar}{\sqrt{2}} \\ 0 & \frac{\hbar}{\sqrt{2}} & 0 \end{bmatrix} \begin{bmatrix} \frac{-i}{2} & \frac{-1}{\sqrt{2}} & \frac{i}{2} \\ \frac{i}{\sqrt{2}} & 0 & \frac{i}{\sqrt{2}} \\ \frac{-i}{2} & \frac{1}{\sqrt{2}} & \frac{i}{2} \end{bmatrix} = \end{aligned}$$

$$\begin{aligned}
&= \begin{bmatrix} \frac{-i\hbar}{2} & \frac{i\hbar}{\sqrt{2}} & \frac{-i\hbar}{2} \\ 0 & 0 & 0 \\ \frac{-i\hbar}{2} & \frac{-i\hbar}{\sqrt{2}} & \frac{-i\hbar}{2} \end{bmatrix} \begin{bmatrix} \frac{-i}{2} & \frac{-1}{\sqrt{2}} & \frac{i}{2} \\ \frac{i}{\sqrt{2}} & 0 & \frac{i}{\sqrt{2}} \\ \frac{-i}{2} & \frac{1}{\sqrt{2}} & \frac{i}{2} \end{bmatrix} = \\
&= \begin{bmatrix} -\hbar & 0 & 0 \\ 0 & 0 & 0 \\ 0 & 0 & \hbar \end{bmatrix} = L_3 \text{ (9.74)}
\end{aligned}$$

For L_2 :

$$\begin{aligned}
L'_2 &= U^\dagger L_2 U = \\
&= \begin{bmatrix} \frac{i}{2} & \frac{-i}{\sqrt{2}} & \frac{i}{2} \\ \frac{-1}{\sqrt{2}} & 0 & \frac{1}{\sqrt{2}} \\ \frac{-i}{2} & \frac{-i}{\sqrt{2}} & \frac{-i}{2} \end{bmatrix} \begin{bmatrix} 0 & \frac{i\hbar}{\sqrt{2}} & 0 \\ \frac{-i\hbar}{\sqrt{2}} & 0 & \frac{i\hbar}{\sqrt{2}} \\ 0 & \frac{-i\hbar}{\sqrt{2}} & 0 \end{bmatrix} \begin{bmatrix} \frac{-i}{2} & \frac{-1}{\sqrt{2}} & \frac{i}{2} \\ \frac{i}{\sqrt{2}} & 0 & \frac{i}{\sqrt{2}} \\ \frac{-i}{2} & \frac{1}{\sqrt{2}} & \frac{i}{2} \end{bmatrix} = \\
&= \frac{i\hbar}{\sqrt{2}} \begin{bmatrix} \frac{i}{\sqrt{2}} & 0 & \frac{-i}{\sqrt{2}} \\ 0 & -\sqrt{2} & 0 \\ \frac{i}{\sqrt{2}} & 0 & \frac{-i}{\sqrt{2}} \end{bmatrix} \begin{bmatrix} \frac{-i}{2} & \frac{-1}{\sqrt{2}} & \frac{i}{2} \\ \frac{i}{\sqrt{2}} & 0 & \frac{i}{\sqrt{2}} \\ \frac{-i}{2} & \frac{1}{\sqrt{2}} & \frac{i}{2} \end{bmatrix} = \\
&= \frac{\hbar}{\sqrt{2}} \begin{bmatrix} 0 & 1 & 0 \\ 1 & 0 & 1 \\ 0 & 1 & 0 \end{bmatrix} = L_1
\end{aligned} \tag{9.75}$$

For L_3 :

$$\begin{aligned}
L'_3 &= U^\dagger L_3 U = \\
&= \begin{bmatrix} \frac{i}{2} & \frac{-i}{\sqrt{2}} & \frac{i}{2} \\ \frac{-1}{\sqrt{2}} & 0 & \frac{1}{\sqrt{2}} \\ \frac{-i}{2} & \frac{-i}{\sqrt{2}} & \frac{-i}{2} \end{bmatrix} \begin{bmatrix} -\hbar & 0 & 0 \\ 0 & 0 & 0 \\ 0 & 0 & \hbar \end{bmatrix} \begin{bmatrix} \frac{-i}{2} & \frac{-1}{\sqrt{2}} & \frac{i}{2} \\ \frac{i}{\sqrt{2}} & 0 & \frac{i}{\sqrt{2}} \\ \frac{-i}{2} & \frac{1}{\sqrt{2}} & \frac{i}{2} \end{bmatrix} = \\
&= \hbar \begin{bmatrix} \frac{-i}{2} & 0 & \frac{i}{2} \\ \frac{1}{\sqrt{2}} & 0 & \frac{1}{\sqrt{2}} \\ \frac{i}{2} & 0 & \frac{-i}{2} \end{bmatrix} \begin{bmatrix} \frac{-i}{2} & \frac{-1}{\sqrt{2}} & \frac{i}{2} \\ \frac{i}{\sqrt{2}} & 0 & \frac{i}{\sqrt{2}} \\ \frac{-i}{2} & \frac{1}{\sqrt{2}} & \frac{i}{2} \end{bmatrix} = \\
&= \frac{\hbar}{\sqrt{2}} \begin{bmatrix} 0 & i & 0 \\ -i & 0 & i \\ 0 & -i & 0 \end{bmatrix} = L_2
\end{aligned} \tag{9.76}$$

The unitary matrix we found satisfy all the conditions.

9.5 Spherical Coordinates

We can describe the position of a point in space using spherical coordinates. We can define a point in space using the distance from the origin, the angle between the x axis and the projection of the point in the x-y

plane and the angle between the z axis and the point. We can define the position of a point in space using the following equations:

$$\begin{aligned} x &= r \sin(\theta) \cos(\phi) \\ y &= r \sin(\theta) \sin(\phi) \\ z &= r \cos(\theta) \end{aligned} \tag{9.77}$$

We can find the derivatives with:

$$\begin{aligned} \begin{pmatrix} dx \\ dy \\ dz \end{pmatrix} &= \begin{pmatrix} \frac{\partial x}{\partial r} & \frac{\partial x}{\partial \theta} & \frac{\partial x}{\partial \phi} \\ \frac{\partial y}{\partial r} & \frac{\partial y}{\partial \theta} & \frac{\partial y}{\partial \phi} \\ \frac{\partial z}{\partial r} & \frac{\partial z}{\partial \theta} & \frac{\partial z}{\partial \phi} \end{pmatrix} \begin{pmatrix} dr \\ d\theta \\ d\phi \end{pmatrix} = \\ &= \begin{pmatrix} \sin \theta \cos \phi & r \cos \theta \cos \phi & -r \sin \theta \sin \phi \\ \sin \theta \sin \phi & r \cos \theta \sin \phi & r \sin \theta \cos \phi \\ \cos \theta & -r \sin \theta & 0 \end{pmatrix} \begin{pmatrix} dr \\ d\theta \\ d\phi \end{pmatrix} \end{aligned} \tag{9.78}$$

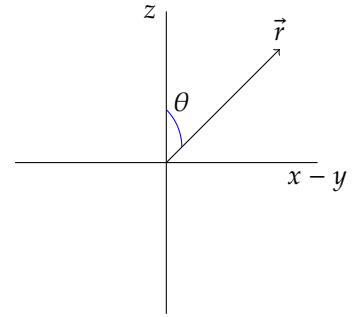


Figure 9.1: Spherical coordinates

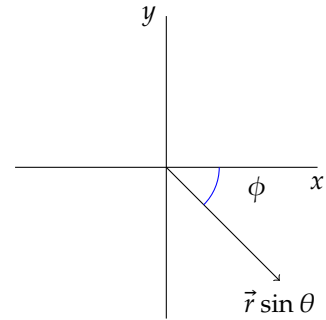


Figure 9.2: Spherical coordinates

We can get the expression for the derivatives of r, θ, ϕ calculating the inverse of the matrix above.

$$\begin{pmatrix} dr \\ d\theta \\ d\phi \end{pmatrix} = \begin{pmatrix} \sin \theta \cos \phi & \sin \theta \sin \phi & \cos \theta \\ \frac{\cos \theta \cos \phi}{r} & \frac{\cos \theta \sin \phi}{r} & -\frac{\sin \theta}{r} \\ -\frac{\sin \phi}{r \sin \theta} & \frac{\cos \phi}{r \sin \theta} & 0 \end{pmatrix} \begin{pmatrix} dx \\ dy \\ dz \end{pmatrix} \quad (9.79)$$

Now we can say that:

$$\begin{aligned} \frac{\partial}{\partial x} &= \cos \phi \sin \theta \frac{\partial}{\partial r} + \frac{\cos \theta \cos \phi}{r} \frac{\partial}{\partial \theta} - \frac{\sin \phi}{r \sin \theta} \frac{\partial}{\partial \phi} \\ \frac{\partial}{\partial y} &= \sin \phi \sin \theta \frac{\partial}{\partial r} + \frac{\cos \theta \sin \phi}{r} \frac{\partial}{\partial \theta} + \frac{\cos \phi}{r \sin \theta} \frac{\partial}{\partial \phi} \\ \frac{\partial}{\partial z} &= \cos \theta \frac{\partial}{\partial r} - \frac{\sin \theta}{r} \frac{\partial}{\partial \theta} \end{aligned} \quad (9.80)$$

We can rewrite the angular momentum in spherical coordinates.

$$\begin{aligned} L_1 &= -i\hbar \left[y \frac{\partial}{\partial z} - z \frac{\partial}{\partial y} \right] = \\ &= -i\hbar \left((r \sin \theta \sin \phi) \left[\cos \theta \frac{\partial}{\partial r} - \frac{\sin \theta}{r} \frac{\partial}{\partial \theta} \right] - r \cos \theta \left[\sin \phi \sin \theta \frac{\partial}{\partial r} + \frac{\cos \theta \sin \phi}{r} \frac{\partial}{\partial \theta} + \frac{\cos \phi}{r \sin \theta} \frac{\partial}{\partial \phi} \right] \right) = \\ &= -i\hbar \left([-\sin^2 \theta \sin \phi - \cos^2 \theta \sin \phi] \frac{\partial}{\partial \theta} - \left[\cos \phi \frac{\cos \theta}{\sin \theta} \right] \frac{\partial}{\partial \phi} \right) = i\hbar \left[\sin \phi \frac{\partial}{\partial \theta} + \cos \phi \cot \theta \frac{\partial}{\partial \phi} \right] \\ L_2 &= -i\hbar \left[z \frac{\partial}{\partial x} - x \frac{\partial}{\partial z} \right] = \\ &= -i\hbar \left([r \cos \theta \sin \theta \cos \phi - r \cos \theta \sin \theta \cos \phi] \frac{\partial}{\partial r} + [\cos^2 \theta \cos \phi + \sin^2 \theta \cos \phi] \frac{\partial}{\partial \theta} + [-\sin \phi \cot \theta] \frac{\partial}{\partial \phi} \right) = \\ &= i\hbar \left[-\cos \phi \frac{\partial}{\partial \theta} + \sin \phi \cot \theta \frac{\partial}{\partial \phi} \right] \\ L_3 &= -i\hbar \left[x \frac{\partial}{\partial y} - y \frac{\partial}{\partial x} \right] = \\ &= -i\hbar \left([r \sin^2 \theta \sin \phi \cos \phi - r \sin^2 \theta \sin \phi \cos \phi] \frac{\partial}{\partial r} + [\cos \phi \cos \theta \sin \phi \sin \theta - \cos \phi \cos \theta \sin \phi \sin \theta] \frac{\partial}{\partial \phi} \right) = \\ &= -i\hbar \frac{\partial}{\partial \phi} \end{aligned} \quad (9.81)$$

We can see that any of the components of the angular momentum depend on the radial coordinate or in the derivative of this one. Because of this we can think that the angular momentum is going to commute with a radial change.

$$[f(r) \text{ or } \frac{\partial}{\partial r}, L_a] = 0 \quad (9.82)$$

We are going to need the expression for L_+ and L_- .

$$\begin{aligned}
L_+ &= L_1 + iL_2 = i\hbar \left[\sin\phi \frac{\partial}{\partial\theta} - \cos\phi \cot\theta \frac{\partial}{\partial\phi} \right] - \hbar \left[-\cos\phi \frac{\partial}{\partial\theta} + \sin\phi \cot\theta \frac{\partial}{\partial\phi} \right] = \\
&= \hbar \left[(\cos\phi + i\sin\phi) \frac{\partial}{\partial\theta} + i(\cos\phi + i\sin\phi) \cot\theta \frac{\partial}{\partial\phi} \right] \\
&= \hbar e^{i\phi} \left[\frac{\partial}{\partial\theta} + i \cot\theta \frac{\partial}{\partial\phi} \right] \\
L_- &= L_1 - iL_2 = i\hbar \left[\sin\phi \frac{\partial}{\partial\theta} + \cos\phi \cot\theta \frac{\partial}{\partial\phi} \right] + \hbar \left[-\cos\phi \frac{\partial}{\partial\theta} + \sin\phi \cot\theta \frac{\partial}{\partial\phi} \right] = \\
&= \hbar \left[(i\sin\phi - \cos\phi) \frac{\partial}{\partial\theta} + (i\cos\phi + \sin\phi) \cot\theta \frac{\partial}{\partial\phi} \right] = \\
&= \hbar e^{-i\phi} \left[-\frac{\partial}{\partial\theta} + i \cot\theta \frac{\partial}{\partial\phi} \right]
\end{aligned} \tag{9.83}$$

We are also interested in the operator L^2 , as it is one of the operators that commutes and we are going to calculate it in 3 dimensions to get the wave equation in a future section. First we need the square of the 3 components of the angular momentum.

$$\begin{aligned}
L_1^2 &= -\hbar^2 \left(y \frac{\partial}{\partial z} - z \frac{\partial}{\partial y} \right) \left(y \frac{\partial}{\partial z} - z \frac{\partial}{\partial y} \right) = -\hbar^2 \left(y^2 \frac{\partial^2}{\partial z^2} - y \frac{\partial}{\partial y} - 2yz \frac{\partial^2}{\partial y \partial z} - z \frac{\partial}{\partial z} + z^2 \frac{\partial^2}{\partial y^2} \right) \\
L_2^2 &= -\hbar^2 \left(z \frac{\partial}{\partial x} - x \frac{\partial}{\partial z} \right) \left(z \frac{\partial}{\partial x} - x \frac{\partial}{\partial z} \right) = -\hbar^2 \left(z^2 \frac{\partial^2}{\partial x^2} - z \frac{\partial}{\partial z} - 2xz \frac{\partial^2}{\partial x \partial z} - x \frac{\partial}{\partial x} + x^2 \frac{\partial^2}{\partial z^2} \right) \\
L_3^2 &= -\hbar^2 \left(x \frac{\partial}{\partial y} - y \frac{\partial}{\partial x} \right) \left(x \frac{\partial}{\partial y} - y \frac{\partial}{\partial x} \right) = -\hbar^2 \left(x^2 \frac{\partial^2}{\partial y^2} - x \frac{\partial}{\partial x} - 2xy \frac{\partial^2}{\partial x \partial y} - y \frac{\partial}{\partial y} + y^2 \frac{\partial^2}{\partial x^2} \right) \\
L^2 &= L_1^2 + L_2^2 + L_3^2 = \\
&= -\hbar^2 \left[(x^2 + y^2 + z^2) \left(\frac{\partial^2}{\partial x^2} + \frac{\partial^2}{\partial y^2} + \frac{\partial^2}{\partial z^2} \right) - x^2 \frac{\partial^2}{\partial x^2} - y^2 \frac{\partial^2}{\partial y^2} - z^2 \frac{\partial^2}{\partial z^2} - 2xy \frac{\partial^2}{\partial x \partial y} - 2zx \frac{\partial^2}{\partial z \partial x} - 2yz \frac{\partial^2}{\partial z \partial y} - 2 \left(x \frac{\partial}{\partial x} + y \frac{\partial}{\partial y} + z \frac{\partial}{\partial z} \right) \right] = \\
&= -\hbar^2 \left[(x^2 + y^2 + z^2) \left(\frac{\partial^2}{\partial x^2} + \frac{\partial^2}{\partial y^2} + \frac{\partial^2}{\partial z^2} \right) - \left(x \frac{\partial}{\partial x} + y \frac{\partial}{\partial y} + z \frac{\partial}{\partial z} \right)^2 - \left(x \frac{\partial}{\partial x} + y \frac{\partial}{\partial y} + z \frac{\partial}{\partial z} \right) \right]
\end{aligned} \tag{9.84}$$

Now that we have the expression for L^2 in cartesian coordinates, we can change it to spherical coordinates. We are going to solve by parts.

$$\begin{aligned}
\left(x \frac{\partial}{\partial x} + y \frac{\partial}{\partial y} + z \frac{\partial}{\partial z} \right) &= [r \sin^2\theta \cos^2\phi + r \sin^2\theta \sin^2\phi + r \cos^2\theta] \frac{\partial}{\partial r} + [\sin\theta \cos\phi \cos^2\phi + \sin\theta \cos\theta \sin^2\phi - \sin\theta \cos\theta] \\
&= r \frac{\partial}{\partial r}
\end{aligned} \tag{9.85}$$

With this relation we can finally get L^2 .

$$L^2 = -\hbar^2 \left[r^2 \left(\frac{\partial^2}{\partial x^2} \right) - \left(r \frac{\partial}{\partial r} \right)^2 - r \frac{\partial}{\partial r} \right] \tag{9.86}$$

9.6 The eigenfunction Y

We've been labeling the eigen functions by $|j, m\rangle$, but we are going to rename it with:

$$Y_{j,m}(\theta, \phi) \Leftrightarrow |j, m\rangle \quad (9.87)$$

$Y_{j,m}$ is only a function of θ and ϕ , because as we saw in the previous section the angular momentum only depends on these parameters. Let's see what the components of the angular momentum say about our function.

$$L_3 Y_{j,m} = -i\hbar \frac{\partial}{\partial \phi} Y_{j,m} = m\hbar Y_{j,m} \quad (9.88)$$

If we solved the differential equation we have that:

$$Y_{j,m} = e^{im\phi} P_j^m(\theta) \quad (9.89)$$

We haven't assume separation of variable it came out from the definition of the angular momentum on the z direction. If we look at the periodicity of the function:

$$\begin{aligned} Y_{j,m}(\theta, \phi + 2\pi) &= Y_{j,m}(\theta, \phi) \\ e^{im(\phi+2\pi)} &= e^{im\phi} \end{aligned} \quad (9.90)$$

This implies that m has to be an integer number, which implies that the half values are not allowed. Our j is gonna be restricted to only positive integers. We will have to wait for Dirac to know more about this.

We can find a recursive equation for $P_j^m(\theta)$ using L_+ and L_- .

$$\begin{aligned} L_+ Y_{j,m} &= \hbar \sqrt{j(j+1) - m(m+1)} Y_{j,m+1} = \\ \hbar e^{i\phi} \left[\frac{\partial}{\partial \theta} + i \cot \theta \frac{\partial}{\partial \phi} \right] P_j^m(\theta) e^{im\phi} &= \hbar \sqrt{j(j+1) - m(m+1)} P_j^{m+1}(\theta) e^{i(m+1)\phi} \\ \hbar e^{i(m+1)\phi} \left[\frac{\partial}{\partial \theta} P_j^m(\theta) - m \cot \theta P_j^m(\theta) \right] &= \hbar \sqrt{j(j+1) - m(m+1)} P_j^{m+1}(\theta) e^{i(m+1)\phi} \\ \left(\frac{\partial}{\partial \theta} - m \cot \theta \right) P_j^m(\theta) &= \sqrt{j(j+1) - m(m+1)} P_j^{m+1}(\theta) \end{aligned} \quad (9.91)$$

We also have a expression that with the same logic come from L_- .

$$\begin{aligned}
L_- Y_{j,m} &= \hbar \sqrt{j(j+1) - m(m-1)} Y_{j,m+1} = \\
\hbar e^{-i\phi} \left[-\frac{\partial}{\partial \theta} + i \cot \theta \frac{\partial}{\partial \phi} \right] P_j^m(\theta) e^{im\phi} &= \hbar \sqrt{j(j+1) - m(m-1)} P_j^{m-1}(\theta) e^{i(m-1)\phi} \\
\left[\frac{\partial}{\partial \theta} P_j^m(\theta) + m \cot \theta P_j^m(\theta) \right] &= -\sqrt{j(j+1) - m(m+1)} P_j^{m-1}(\theta) \\
\left(\frac{\partial}{\partial \theta} + m \cot \theta \right) P_j^m(\theta) &= -\sqrt{j(j+1) - m(m+1)} P_j^{m-1}(\theta)
\end{aligned} \tag{9.92}$$

For the case $m=j$ in L_+ and $m = -j$ in L_- .

$$\begin{aligned}
\frac{\partial}{\partial \theta} P_j^j(\theta) - j \cot \theta P_j^j(\theta) &= 0 \\
\frac{\partial}{\partial \theta} P_j^{-j}(\theta) - j \cot \theta P_j^{-j}(\theta) &= 0
\end{aligned} \tag{9.93}$$

We can see that is the same equation which implies that $P_j^j = P_j^{-j}$. Now we are going to find the solution for it.

$$P_j^j(\theta) = N_j (\sin \theta)^j \tag{9.94}$$

To get the value of N_j we can use the normalization condition:

$$\int_0^{2\pi} d\theta \int_0^\pi d\phi [Y_{j,m}(\theta, \phi)]^* Y_{j,m}(\theta, \phi) \sin \theta = 1 \tag{9.95}$$

For $j=1$ the functions are:

$$\begin{aligned}
Y_{1,1}(\theta, \phi) &= e^{i\phi} N_1 \sin(\theta) \\
Y_{1,0}(\theta, \phi) &= N_0 \cos(\theta) \\
Y_{1,-1}(\theta, \phi) &= e^{-i\phi} N_{-1} \sin(\theta)
\end{aligned} \tag{9.96}$$

We can get the value of N_j using the normalization condition.

$$\begin{aligned}
Y_{1,1}(\theta, \phi) &= e^{i\phi} \frac{1}{\pi} \sin(\theta) \\
Y_{1,0}(\theta, \phi) &= \frac{1}{\pi} \cos(\theta) \\
Y_{1,-1}(\theta, \phi) &= e^{-i\phi} \frac{1}{\pi} \sin(\theta)
\end{aligned} \tag{9.97}$$

The most important result of this chapter is that the function is a product function of the two parameters because we have two operators than commute, (L^2 and L_3).

9.7 The wave equation in 3 dimensions

We are going to start multiplying the square of the angular momentum by $\frac{1}{2mr^2}$ to get something similar to the angular kinetic energy.

$$\frac{L^2}{2mr^2} = \frac{-\hbar^2}{2mr^2} \left[r^2 \left(\frac{\partial^2}{\partial x^2} \right) - \left(r \frac{\partial}{\partial r} \right)^2 - r \frac{\partial}{\partial r} \right] \quad (9.98)$$

We can get from the kinetic energy from the equation above.

$$\frac{-\hbar^2}{2m} \left(\frac{\partial^2}{\partial x^2} + \frac{\partial^2}{\partial y^2} + \frac{\partial^2}{\partial z^2} \right) = \frac{L^2}{2mr^2} - \frac{\hbar^2}{2mr^2} \left[\left(r \frac{\partial}{\partial r} \right)^2 + r \frac{\partial}{\partial r} \right] \quad (9.99)$$

If we include the potential energy we will get the total energy operator H .

$$\frac{L^2}{2mr^2} - \frac{\hbar^2}{2mr^2} \left[\left(r \frac{\partial}{\partial r} \right)^2 + r \frac{\partial}{\partial r} \right] + V(r) = H \quad (9.100)$$

We immediately can say that H and L^2 commute because L^2 commutes with the angular kinetic energy the radial kinetic energy and the potential energy. It also going to commute with all the components of the angular momentum for the same reason.

$$[H, L^2] = 0 \quad (9.101)$$

$$[H, L_a] = 0$$

For any radial potential we have:

$$L_z |E, j, m\rangle = \hbar m |E, j, m\rangle$$

$$L^2 |E, j, m\rangle = \hbar^2 j(j+1) |E, j, m\rangle \quad (9.102)$$

$$H |E, j, m\rangle = E |E, j, m\rangle$$

The wave function is going to be:

$$\left[\frac{-\hbar^2}{2mr^2} \left[\left(r \frac{\partial}{\partial r} \right)^2 + \left(r \frac{\partial}{\partial r} \right) \right] + V(r) + \frac{\hbar^2 j(j+1)}{2mr^2} \right] |E, j, m\rangle = |E, j, m\rangle \quad (9.103)$$

We are going to label the eigenfunction by $\psi_{E,j,m}(r, \theta, \phi)$. As we proved before because H, L^2 and L_3 we can say that the function is product function.

$$\psi_{E,j,m}(r, \theta, \phi) = R_{E,j}(r) Y_{j,m}(\theta, \phi) \quad (9.104)$$

The general wave equation becomes:

$$-\frac{\hbar^2}{2mr^2} \left[\left(r \frac{d}{dr} \right)^2 + \left(r \frac{d}{dr} \right) - j(j+1) \right] + V(r) - E R_{E,j}(r) = 0 \quad (9.105)$$

To solve the equation for every potential we are going to use some algebra tricks.

$$\begin{aligned} R_{E,j}(r) &= \frac{U_{E,j}(r)}{r} \\ \left(r \frac{d}{dr} \right) \frac{U}{r} &= \frac{dU}{dr} - \frac{U}{r} \\ \left(r \frac{d}{dr} \right)^2 \frac{U}{r} &= r \frac{d^2U}{dr^2} - \frac{dU}{dr} + \frac{U}{r} \\ \left[\left(r \frac{d}{dr} \right)^2 + r \frac{d}{dr} \right] \frac{U}{r} &= r \frac{d^2U}{dr^2} \end{aligned} \quad (9.106)$$

We can rewrite the wave equation as:

$$\begin{aligned} -\frac{\hbar^2}{2mr^2} \left[r \frac{d^2U}{dr^2} - j(j+1) \frac{U}{r} \right] + V(r) \frac{U}{r} - E \frac{U}{r} &= 0 \\ \frac{d^2U_{E,j}(r)}{dr^2} + \frac{2m}{\hbar^2} \left(E - V(r) - \frac{\hbar^2}{2mr^2} j(j+1) \right) U_{E,j}(r) &= 0 \end{aligned} \quad (9.107)$$

We know that the integral from 0 to infinite of U has to be finite which implies that the limit of U going to infinite has to be 0.

$$\lim_{r \rightarrow \infty} U_{E,j}(r) = 0 \quad (9.108)$$

For r close to 0 we can assume that U is a polynomial function of r.

$$\lim_{r \rightarrow 0} U_{E,j}(r) \rightarrow r^p \quad (9.109)$$

The equation for this assumption is:

$$p(p-1)r^{p-2} - j(j+1)r^{p-2} + \frac{2m}{\hbar^2}(E - V(r))r^p = 0 \quad (9.110)$$

-1cm: This implies that $V(r)$ has to be weaker than $1/r^2$

If we assume that $V(r)r^p < r^{p-2}$ the last term goes to 0 faster than the rest of the terms when r goes to 0. ^{-1cm}

$$\begin{aligned} p(p-1)r^{p-2} - j(j+1)r^{p-2} + 0 &= 0 \\ p(p-1) &= j(j+1) \\ p_1 = j+1, p_2 = -j \end{aligned} \quad (9.111)$$

If we solved the integral between 0 and a small value ϵ we get:

$$\int_0^\epsilon u^2 dr = \int_0^\epsilon r^{2p} dr = \frac{\epsilon^{2p+1}}{2p+1} \Rightarrow$$

$$\Rightarrow 2p + 1 > 0 \Rightarrow p > -\frac{1}{2}$$
(9.112)

For the second solution of p we found that the only possible value is when $j = 0$, i.e. $p = 0$. We can also prove that $j=0$ is not a solution.

$$\text{if } p = 0 \Rightarrow \psi = \frac{1}{r} P_j^m(\theta) e^{im\theta}$$

$$K.E = \left(\vec{\nabla} \cdot \vec{\nabla} \right) \frac{f(\theta, \phi)}{r} = \delta(r)$$
(9.113)

Our potential comes from a central force so it can not have a delta function term, so the wave equation is going to be incompatible. This implies that $p=j=0$ is not a solution. We can say that the only possible value for p is $j+1$, for $j=0,1,2,3\dots$

Our function is going to look like:

$$U_{E,j}(r) = r^{j+1} W_{E,j}(r)$$

$$\frac{dU}{dr} = (j+1)r^j W + r^{j+1} \frac{dW}{dr}$$

$$\frac{d^2U}{dr^2} = (j+1)j r^{j-1} W + 2(j+1)r^j \frac{dW}{dr} + r^{j+1} \frac{d^2W}{dr^2}$$
(9.114)

Substituting the last equation in the wave equation we get:

$$j(j+1)r^{j-1}W + \frac{2m}{\hbar^2}[E - V(r)]r^{j+1}W +$$

$$+ 2(j+1)r^j \frac{dW}{dr} - j(j+1)r^{j-1}W + r^{j+1} \frac{d^2W}{dr^2} = 0$$
(9.115)

$$\frac{d^2W}{dr^2} + \frac{2(j+1)}{r} \frac{dW}{dr} + \frac{2m}{\hbar^2}[E - V(r)]W = 0$$

This is the furthest we can get without defining an exactly $V(r)$. In the next chapter we will continue with this equation for a given potential.

The Hydrogen Atom

This is a very common and well study problem in quantum mechanics. The hydrogen atom is the simplest atom, and it is composed by a proton and an electron. The proton is located at the origin of the coordinate system, and the electron is located at a distance r from the proton. The electron is described by a wave function $\psi(r, \theta, \phi)$, and the potential energy is given by the Coulomb potential. During this chapter we will go through all the theory and compare it with the result from the experiment done in the Modern Physics Lab.

- 10.1 The electric potential . . . 101
- 10.2 Eigen-functions of the hydrogen atom 103
- 10.3 Temperature and Light . 108
- 10.4 Comparison with the experiment 109

10.1 The electric potential

The electric potential is well known since the 18th century. The potential is given by:

$$V(r) = -\frac{1}{4\pi\epsilon_0} \frac{Ze^2}{r} \tag{10.1}$$

Where Z is the atomic number of the atom, e is the absolut value of the charge of the electron, and ϵ_0 is the vacuum permittivity. We are also going to define \hbar as the Plank's constant and m as the relative mass in this case, the mass of the electron. All these values are well known and the values get better every year. These values are:

$$\begin{aligned} e &= 1.602176634 \cdot 10^{-19} \text{ C} \\ \epsilon_0 &= 8.8541878128 \cdot 10^{-12} \frac{\text{C}^2\text{s}^2}{\text{kgm}^2} \\ m &= 9.1093837015 \cdot 10^{-31} \text{ kg} \\ \hbar &= 1.054571817 \cdot 10^{-34} \frac{\text{kgm}^2}{\text{s}} \end{aligned} \tag{10.2}$$

We are going to look at the wave equation with natural units.

$$r = bu \tag{10.3}$$

$$W_{E,j}(r = bu) = \chi_{E,j}(u)$$

So the wave equation is:

$$\frac{1}{b^2} \frac{d^2\chi}{du^2} + \frac{2(j+1)}{b^2u} \frac{d\chi}{du} + \left(\frac{2mE}{\hbar^2} + \frac{2m}{\hbar^2} \frac{Ze^2}{4\pi\epsilon_0} \frac{1}{ub} \right) \chi = 0 \tag{10.4}$$

$$\frac{d^2\chi}{du^2} + \frac{2(j+1)}{u} \frac{d\chi}{du} + \left(\frac{2mEb^2}{\hbar^2} + \frac{2m}{\hbar^2} \frac{Ze^2b}{4\pi\epsilon_0} \frac{1}{u} \right) \chi = 0$$

We want to find b so the term that belongs to the potential is equal to 1.

$$b = \frac{2\pi\epsilon_0\hbar^2}{Ze^2m} = [m] = \frac{1}{2} 2.64588603 \cdot 10^{-11} m \tag{10.5}$$

That number is the natural atomic unit for length. The natural scal, b, becomes smaller with bigger Z.

We can also define the energy in natural units.

$$E = -\frac{\hbar^2}{2mb^2}\alpha \quad (10.6)$$

Where alpha can be either positive or negative. The wave equation looks like:

$$\frac{d^2\chi}{du^2} + \frac{2(j+1)}{u}\frac{d\chi}{du} - \alpha\chi + \frac{1}{u}\chi = 0 \quad (10.7)$$

When u goes to infinite the equation become:

$$\frac{d^2\chi}{du^2} = \alpha\chi \rightarrow \chi = C_1e^{-\sqrt{\alpha}u} - C_2e^{\sqrt{\alpha}u} \quad (10.8)$$

Since χ has to go to 0 when u goes to infinite, because of the normalization condition, C_2 is going to be 0 and alpha has to be postive, sowe can rewrite this in terms of:

$$\begin{aligned} \alpha &= \beta^2 \\ E &= -\frac{Z^2e^4m}{8\pi^2\epsilon_0^2\hbar^2}\beta^2 \\ \chi(u) &= e^{-\beta u}R(u) \end{aligned} \quad (10.9)$$

We are going to find the different terms in the wave equation separatly.

$$\begin{aligned} \frac{d^2\chi}{du^2} &= \beta^2e^{-\beta u}R - 2\beta e^{-\beta u}\frac{dR}{du} + e^{-\beta u}\frac{d^2R}{du^2} \\ \frac{2(j+1)}{u}\frac{d\chi}{du} &= \frac{-2(j+1)}{u}e^{\beta u}R + \frac{2(j+1)}{u}e^{\beta u}\frac{dR}{du} \\ \left(\frac{1}{u} - \beta^2\right)\chi &= \frac{1}{u}e^{\beta u}R - e^{\beta u}R \end{aligned} \quad (10.10)$$

So the wave equation looks like:

$$u\frac{d^2R}{du^2} + (2(j+1) - 2\beta u)\frac{dR}{du} + (1 - 2(j+1)\beta)R = 0 \quad (10.11)$$

We can solve this differential equation using the power series method. We are going to assume that the solution is a power series.

$$\begin{aligned} R(u) &= \sum_{k=0}^{\infty} C_k u^k \\ \frac{dR}{du} &= \sum_{k=0}^{\infty} C_{k+1}(k+1)u^k \\ \frac{d^2R}{du^2} &= \sum_{k=0}^{\infty} C_{k+1}k(k+1)u^{k-1} \end{aligned} \quad (10.12)$$

We can substitute this into the wave equation, trying to match the indices of all the terms to the same u^k and we get:

$$\begin{aligned}
& \sum_{k=0}^{\infty} C_{k+1} k(k+1) u^k + \\
& \sum_{k=0}^{\infty} C_{k+1} (k+1) 2(j+1) u^k - \\
& \sum_{k=0}^{\infty} C_k 2\beta k u^k + \\
& \sum_{k=0}^{\infty} C_k (1 - 2(j+1)\beta) u^k = 0 \quad (10.13) \\
& \sum_{k=0}^{\infty} u^k [C_{k+1} [k(k+1) + 2(k+1)(j+1)] + \\
& C_k [1 - 2(j+1)\beta - 2\beta k]] = 0 \\
& C_{k+1} = \frac{2\beta k - 1 + 2\beta(j+1)}{(k+1)(k+2(j+1))} C_k = \frac{2\beta(k+j+1) - 1}{(k+1)(k+2(j+1))} C_k
\end{aligned}$$

The power series has to be finite because the $R_E, j(u)$ has to be normalizable. This means that for some $k=p$ the coefficient C_{p+1} has to be 0.

$$\begin{aligned}
2\beta(p+j+1) - 1 &= 0 \\
\beta &= \frac{1}{2(p+j+1)} = \frac{1}{2n} \quad (10.14)
\end{aligned}$$

Where n is $n = p + j + 1$. Because p and j are defined as integer numbers from 0 to infinite, n is an integer number, but from 1 to infinite. Now we can define the energy in terms of n .

$$E = -\frac{Z^2 e^4 m}{32\pi^2 \epsilon_0^2 \hbar^2 n^2} = -2.1798723637575177e - 18 \frac{1}{n^2} \quad (10.15)$$

That is the energy for the eigen-functions:

$$\begin{aligned}
\psi_{n,j,m} &= \left(\sum_{k=0}^{n-j-1} C_k u^k \right) e^{-\frac{1}{2n}u} (bu)^j P_j^m(\theta) e^{im\phi} \\
\psi_{n,j,m} &= \left(\sum_{k=0}^{n-j-1} C_k \left(\frac{r}{b}\right)^k \right) e^{-\frac{r}{2nb}} r^j P_j^m(\theta) e^{im\phi} \quad (10.16)
\end{aligned}$$

We can plot some of the eigen-functions to see how they look like.

10.2 Eigen-functions of the hydrogen atom

These are some of the solutions from the Hydrogen atom.

For $n=1, j=0, m=0$:

$$\psi_{1,0,0} = C_0 e^{-r/2b} \quad (10.17)$$

We can find the normalization constant by using the normalization condition:

$$\begin{aligned}
 \int_0^{2\pi} \int_0^\pi \int_0^\infty \psi^* \psi r^2 \sin(\theta) dr d\theta d\phi &= 1 \\
 \int_0^{2\pi} \int_0^\pi \int_0^\infty C_0^2 e^{-r/b} r^2 \sin(\theta) dr d\theta d\phi &= 1 \\
 4\pi C_0^2 \int_0^\infty e^{-r/b} r^2 dr &= 1 \\
 4\pi C_0^2 (2b^3) &= 1 \\
 C_0 &= \frac{1}{\sqrt{8\pi b^3}}
 \end{aligned} \tag{10.18}$$

The final solution is:

$$\psi_{1,0,0} = \frac{1}{\sqrt{8\pi b^3}} e^{-r/2b} \tag{10.19}$$

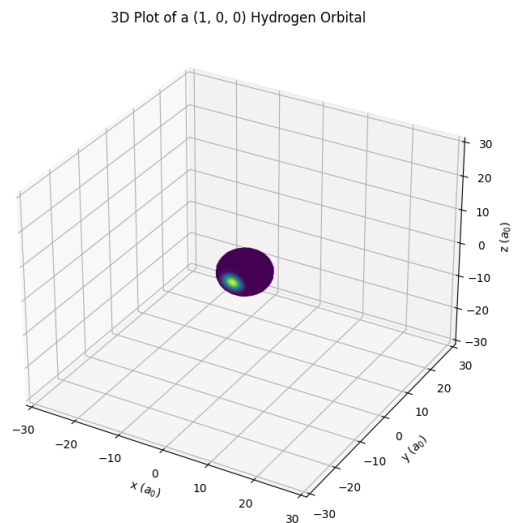


Figure 10.1: Probability distribution (n=1,j=0,m=0)

For n=2,j=0,m=0:

$$\psi_{2,0,0} = \left[C_0 - \frac{1}{4} C_0 \frac{r}{b} \right] e^{-r/4b} \tag{10.20}$$

We can find the normalization constant by using the normalization

condition:

$$\begin{aligned}
 \int_0^{2\pi} \int_0^\pi \int_0^\infty \psi^* \psi r^2 \sin(\theta) dr d\theta d\phi &= 1 \\
 \int_0^{2\pi} \int_0^\pi \int_0^\infty C_0^2 \left[C_0 - \frac{1}{4} C_0 \frac{r}{b} \right]^2 e^{-r/2b} r^2 \sin(\theta) dr d\theta d\phi &= 1 \\
 4\pi C_0^2 \left(\int_0^\infty e^{-r/2b} r^2 dr - \frac{1}{2b} \int_0^\infty e^{-r/2b} r^3 dr + \int_0^\infty \frac{1}{16b^2} e^{-r(2b)} r^4 dr \right) &= 1 \\
 4\pi C_0^2 [(2b^3)2 - 6(2b^3) + 6(2b^3)] &= 1 \\
 C_0 &= \frac{1}{\sqrt{64\pi b^3}}
 \end{aligned} \tag{10.21}$$

The final solution is:

$$\psi_{2,0,0} = \frac{1}{\sqrt{64\pi b^3}} \left[1 - \frac{1}{4} \frac{r}{b} \right] e^{-r/4b} \tag{10.22}$$

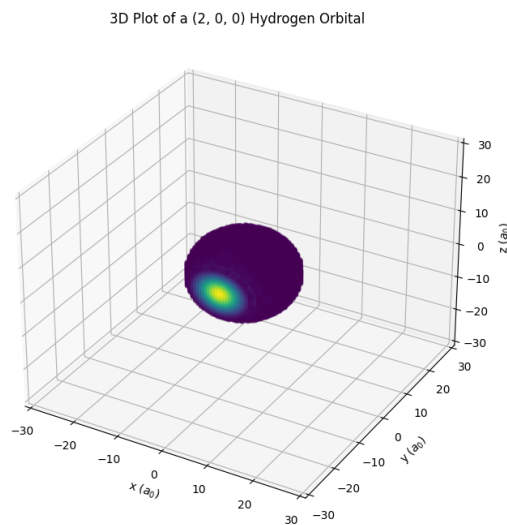


Figure 10.2: Probability distribution (n=2,j=0,m=0)

For n=2,j=1,m=1:

$$\psi_{2,1,1} = C_0 e^{-r/4b} r \sin \theta e^{i\phi} \tag{10.23}$$

We can find the normalization constant by using the normalization

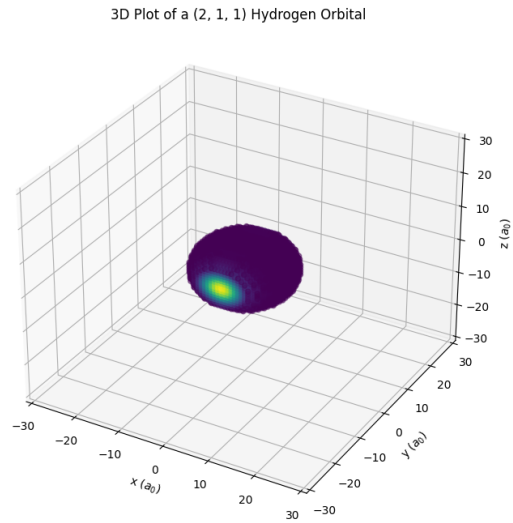


Figure 10.3: Probability distribution (n=2,j=1,m=1)

condition:

$$\int_0^{2\pi} \int_0^\pi \int_0^\infty \psi^* \psi r^2 \sin(\theta) dr d\theta d\phi = 1$$

$$\int_0^{2\pi} \int_0^\pi \int_0^\infty C_0^2 e^{-r/2b} r^2 \sin^2 \theta r^2 \sin(\theta) dr d\theta d\phi = 1$$

$$2\pi C_0^2 \int_0^\pi \sin^3 \theta d\theta \int_0^\infty e^{-r/b} r^4 dr = 1 \tag{10.24}$$

$$2\pi C_0^2 \left(\frac{4}{3}\right) (24(2b)^5) = 1$$

$$C_0 = \frac{1}{\sqrt{2^{11}\pi b^5}}$$

The final solution is:

$$\psi_{2,1,1} = \frac{1}{\sqrt{2^{11}\pi b^5}} e^{-r/4b} r \sin \theta e^{i\phi} \tag{10.25}$$

For n=2,j=1,m=0:

$$\psi_{2,1,0} = C_0 e^{-r/4b} r \cos \theta \tag{10.26}$$

We can find the normalization constant by using the normalization

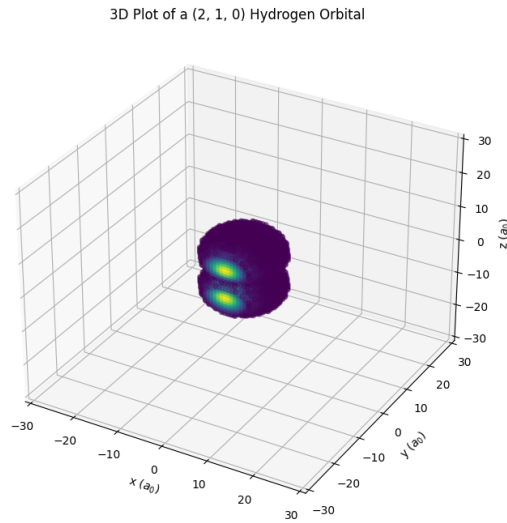


Figure 10.4: Probability distribution ($n=2, j=1, m=0$)

condition:

$$\int_0^{2\pi} \int_0^\pi \int_0^\infty \psi^* \psi r^2 \sin(\theta) dr d\theta d\phi = 1$$

$$\int_0^{2\pi} \int_0^\pi \int_0^\infty C_0^2 e^{-r/2b} r^2 \cos^2 \theta r^2 \sin(\theta) dr d\theta d\phi = 1$$

$$2\pi C_0^2 \int_0^\pi \cos^2 \theta \sin \theta d\theta \int_0^\infty e^{-r/b} r^4 dr = 1 \quad (10.27)$$

$$2\pi C_0^2 \left(\frac{2}{3}\right) (24(2b)^5) = 1$$

$$C_0 = \frac{1}{\sqrt{2^{10}\pi b^5}}$$

The final solution is:

$$\psi_{2,1,0} = \frac{1}{\sqrt{2^{10}\pi b^5}} e^{-r/4b} r \cos \theta \quad (10.28)$$

For $n=2, j=1, m=-1$:

$$\psi_{2,1,-1} = C_0 e^{-r/4b} r \sin \theta e^{-i\phi} \quad (10.29)$$

We can find the normalization constant by using the normalization

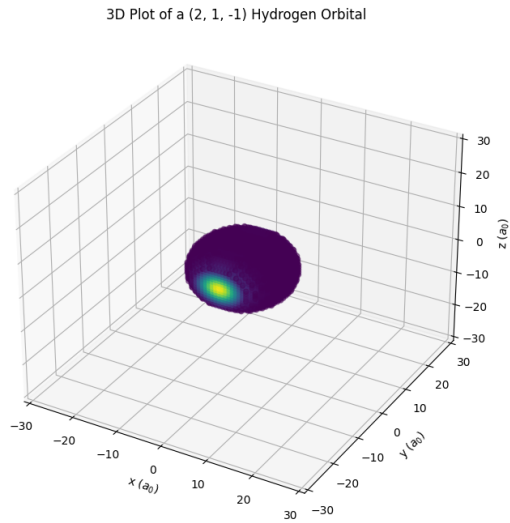


Figure 10.5: Probability distribution (n=2,j=1,m=-1)

condition:

$$\int_0^{2\pi} \int_0^\pi \int_0^\infty \psi^* \psi r^2 \sin(\theta) dr d\theta d\phi = 1$$

$$\int_0^{2\pi} \int_0^\pi \int_0^\infty C_0^2 e^{-r/2b} r^2 \sin^2 \theta r^2 \sin(\theta) dr d\theta d\phi = 1$$

$$2\pi C_0^2 \int_0^\pi \sin^3 \theta d\theta \int_0^\infty e^{-r/b} r^4 dr = 1 \tag{10.30}$$

$$2\pi C_0^2 \left(\frac{4}{3}\right) (24(2b)^5) = 1$$

$$C_0 = \frac{1}{\sqrt{2^{11}\pi b^5}}$$

The final solution is:

$$\psi_{2,1,-1} = \frac{1}{\sqrt{2^{11}\pi b^5}} e^{-r/4b} r \sin \theta e^{i\phi} \tag{10.31}$$

10.3 Temperature and Light

If we look at the plot of the energy depending on n, we are going to see that the gap between the first energies is bigger than those of the higher energies. To move from one energy level to a higher one we need some temperature. The energy needed to move from the energy E_i to E_f is determined by the factor KT , where K is the Boltzmann constant and T is the temperature.

$$\Delta E = E_f - E_i = KT \tag{10.32}$$

This means that if the temperature is higher we will be able to reach higher energies. However the probability of the particle to be in the

lowest energy is always greater or equal than the energy of the particle to be in a higher energy level. This is given by the Boltzmann distribution.

$$P(E_n) \propto e^{-\frac{E_n}{kT}} \quad (10.33)$$

In the same way we can see that energy can be emitted from the electron when it change from a higher energy to a lower energy state. This energy is going to be emitted in the form of light. The energy of the light is going to be the same as the energy difference between the two energy levels.

$$\Delta E = E_f - E_i = h\omega_{light} \quad (10.34)$$

10.4 Comparison with the experiment

We are going to look at the lab experiment done by Kevin A. Acosta, partner in this classroom that was friendly enough to let me his report, because i haven't done the experiment myself.

The experimental setup can be observed in Figure 10.6. The experiment was done using a Hydrogen Lamp closed to a collimating slit, a diffraction grating and a telescope. The angle of the diffraction grating is taken after a few initial adjustments. Once everything is prepared the telescope is gently moved until the first line is visible, and that angle will be recorded. After some data analysis we can get the total path length between the two beams of light, (only two orders are being used for the experiment). Knowing the total path length one can determined the wavelength of the light. The wavelength is related with the Rydberg constant and the energy levels, (the one from where the electron is coming and the one where the electron is going). The Rydberg constant is given by:

$$\frac{1}{\lambda} = R_H \left(\frac{1}{n_1^2} - \frac{1}{n_2^2} \right) \quad (10.35)$$

This equation can be used in terms of the difference between the energy levels, and is what we are going to use to determined the theoretical Rydberg constant.

$$R = \frac{4}{3} \frac{E_2 - E_1}{ch} \quad (10.36)$$

Where c is the speed of light and h is the Plank's constant. The values E_2 and E_1 are obtain from our analysis in the previous sections. The theoretical value is:

$$R = \frac{4}{3} \frac{E_2 - E_1}{ch} = 1.0973731 \cdot 10^7 m^{-1} \quad (10.37)$$

Comming back to the experiment, after some analysis of the data we can observed that the n_1 we are measuring is actually $n=2$. This is because only the photons emitted from $n=3,4,5$ and 6 to $n=2$ have frequencies in the visible spectrum, any other transition will not be appreciate without

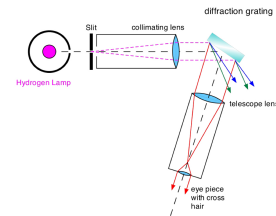


Figure 10.6: Experimental setup

more sophisticated observational methods. The experimental value of the Rydberg constant in Kevin's experiment is:

$$R_{exp} = 1.097 \cdot 10^7 \pm 5.656 \cdot 10^{-1} m^{-1} \quad (10.38)$$

This value is very similar to the one obtained using the model we have been working through the whole chapter. So we can say that the theory does explain the experiments, which is our main goal because physics is an experimental science.

In this chapter we will cover what happens to the hydrogen atom when we include a magnetic field, we will start introducing what are the effects on a charge particle with a magnetic field.

11.1 Introduction 111
 11.2 Wave Equation 112

11.1 Introduction

The magnetic field, \vec{B} , acts on a particle by the Lorentz Force:

$$F = q\vec{v} \times \vec{B} \quad (11.1)$$

Let's solve the problem for a particle with charge e , mass m , and velocity \vec{v} , in a constant magnetic field \vec{B} . We are going to set the z direction to be the direction of the magnetic field.

$$\begin{aligned} m \frac{d\vec{v}}{dt} &= e\vec{v} \times \vec{B} \\ \frac{d\vec{v}}{dt} &= \frac{eB}{m}(-v_x\hat{y} + v_y\hat{x}) \\ \frac{dv_x}{dt} &= \frac{eB}{m}v_y \\ \frac{dv_y}{dt} &= -\frac{eB}{m}v_x \\ \frac{dv_z}{dt} &= 0 \\ \vec{v} &= v_0 [\sin(\omega t)\hat{x} + \cos(\omega t)\hat{y}] \\ \vec{r} &= \frac{v_0}{\omega} [-\cos(\omega t)\hat{x} + \sin(\omega t)\hat{y}] \end{aligned} \quad (11.2)$$

This represents a circular motion. The angular momentum of this motion is going to be:

$$\begin{aligned} \vec{L} &= m\vec{r} \times \vec{v} \\ \vec{L} &= m \frac{v_0^2}{\omega} \hat{z} \\ \vec{L} &= \frac{mv_0^2}{eB/m} \hat{z} = \frac{m^2v_0^2}{eB} \hat{z} \end{aligned} \quad (11.3)$$

The kinetic energy due to this magnetic field:

$$\frac{1}{2}mv_0^2 = \frac{1}{2} \frac{e}{m} \vec{L} \cdot \vec{B} \quad (11.4)$$

The total energy is:

$$E = \frac{p^2}{2m} + V(r) + \frac{1}{2} \frac{e}{m} \vec{L} \cdot \vec{B}$$

$$E = \frac{p^2}{2m} + V(r) + \mu \vec{L} \cdot \vec{B}$$
(11.5)

11.2 Wave Equation

The wave equation with this new term looks like:

$$i\hbar \frac{\partial}{\partial t} \psi = \left[\frac{-\hbar^2}{2m} \left(\frac{\partial^2}{\partial x^2} + \frac{\partial^2}{\partial y^2} + \frac{\partial^2}{\partial z^2} \right) + V(r) + \mu \vec{L} \cdot \vec{B} \right] \psi$$
(11.6)

If we called H to the first two terms, we can still say that:

$$[H, L^2] = 0$$

$$[H, L_z] = 0$$

$$[L^2, L_z] = 0$$
(11.7)

We have that ψ is a function over all space, so we can call it $\psi(r, \theta, \phi)$ with indices n, j, m .

$$L_z \psi_{n,j,m}(r, \theta, \phi) = \hbar m \psi_{n,j,m}(r, \theta, \phi)$$

$$L^2 \psi_{n,j,m}(r, \theta, \phi) = \hbar^2 j(j+1) \psi_{n,j,m}(r, \theta, \phi)$$

$$H \psi_{n,j,m}(r, \theta, \phi) = \left(-\frac{1}{2} \left(\frac{Ze^2}{4\pi\epsilon_0} \right)^2 \frac{m}{\hbar^2 n^2} \right) \psi_{n,j,m}(r, \theta, \phi) = E_{n,j,m} \psi_{n,j,m}(r, \theta, \phi)$$
(11.8)

Our solution is an eigenfunction of H, L and L^2 simultaneously so we will say:

$$\psi_{n,j,m}(r, \theta, \phi) \equiv |n, j, m\rangle$$
(11.9)

Where:

$$\langle n_1, j_1, m_1 | n_2, j_2, m_2 \rangle = \delta_{n_1, n_2} \delta_{j_1, j_2} \delta_{m_1, m_2}$$
(11.10)

If we continue with the assumption that B is in the z direction:

$$\vec{L} \cdot \vec{B} = L_z B$$
(11.11)

We define a new operator:

$$H_B = H + \frac{eB}{2m} L_z$$
(11.12)

If we applied this operator over the eigenfunction, we will get:

$$\begin{aligned}
 H_B |n, j, m\rangle &= H |n, j, m\rangle + \frac{eB}{2m} L_z |n, j, m\rangle \\
 H_B |n, j, m\rangle &= E_n |n, j, m\rangle + \frac{eB}{2m} \hbar m |n, j, m\rangle \quad (11.13) \\
 H_B |n, j, m\rangle &= (E_n + \frac{eB}{2m} \hbar m) |n, j, m\rangle
 \end{aligned}$$

This eigenvectors are just our solution for the hydrogen atom without a field shifted by a shift that depends on m .

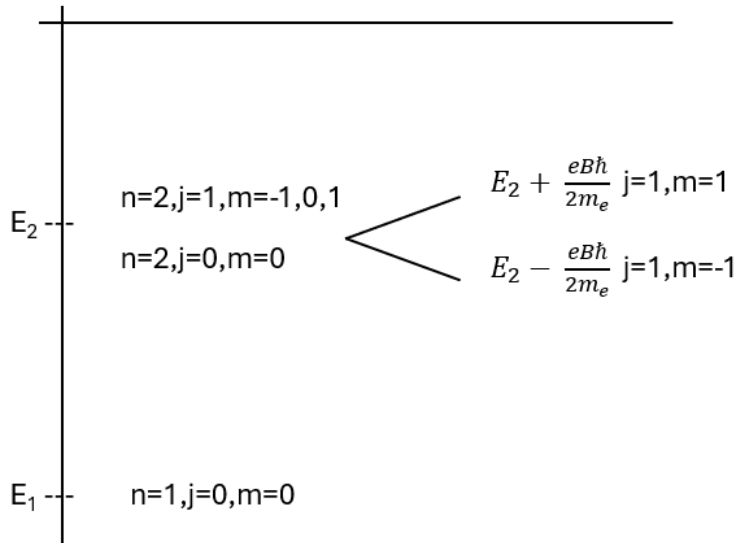


Figure 11.1: Energy levels of the hydrogen atom with a magnetic field.

12.1 The relativistic wave equation.

We are going to start this section with the question of what happens if j is not an integer number. We are going to need a new approach to answer this question because we are basing all our calculations in the fact that m is an integer because there is a symmetry in the problem, ($f(\phi) = f(\phi + 2\pi)$).

For this new approach we are going to redefine the energy using what we know from relativity.

$$E^2 = p^2c^2 + m^2c^4 \tag{12.1}$$

Let's try to find the wave equation using this relation for one dimension.

$$\left[-\hbar^2 \frac{d^2}{dt^2} \right] \psi(x, t) = \left[-\hbar^2 c^2 \frac{d^2}{dx^2} + m^2 c^4 \right] \psi(x, t) \tag{12.2}$$

We can not really solve this equation with the knowledge we have, let's talk about something first.

12.2 Pauli matrices

If we look at the matrices of the angular momentum for $j=1/2$ in equation 9.48 we can rewrite them as:

$$L_a = \frac{\hbar}{2} \sigma_a \tag{12.3}$$

Where σ_a are the Pauli matrices. The Pauli matrices are defined as:

$$\sigma_1 = \begin{pmatrix} 0 & 1 \\ 1 & 0 \end{pmatrix}, \sigma_2 = \begin{pmatrix} 0 & i \\ -i & 0 \end{pmatrix}, \sigma_3 = \begin{pmatrix} -1 & 0 \\ 0 & 1 \end{pmatrix} \tag{12.4}$$

We can test their properties.

$$[L_a, L_b] = \frac{\hbar^2}{4} [\sigma_a, \sigma_b] = i \frac{\hbar^2}{2} \epsilon_{a,b,c} \sigma_c \tag{12.5}$$

$$[\sigma_a, \sigma_b] = 2i \epsilon_{a,b,c} \sigma_c$$

And we can observed from 9.49 that:

$$\sigma_a^2 = 1 \tag{12.6}$$

- 12.1 The relativistic wave equation. 115
- 12.2 Pauli matrices 115
- 12.3 The Dirac operator 116
- 12.4 Normalization under γ_0 . 124

Other interesting property of the Pauli matrices is:

$$\begin{aligned}
 \sigma_1\sigma_2 &= i\sigma_3 \\
 \sigma_2\sigma_1 &= -i\sigma_3 \\
 \sigma_2\sigma_3 &= i\sigma_1 \\
 \sigma_3\sigma_2 &= -i\sigma_1 \\
 \sigma_3\sigma_1 &= i\sigma_2 \\
 \sigma_1\sigma_3 &= -i\sigma_2
 \end{aligned} \tag{12.7}$$

In general we can say two things. The first one is that the anticommutation is 0, where we define the anticommutation as:

$$A, B = AB + BA \tag{12.8}$$

And also, the general multiplication of any two terms of the matrices is defined as:

$$\sigma_a\sigma_b = \delta_{a,b}\mathbb{1} + i\epsilon_{a,b,c}\sigma_c \tag{12.9}$$

12.3 The Dirac operator

We are going to try to solve the relativistic wave equation in one dimension. For that we are going to define D-slash as:

$$\begin{aligned}
 (\not{D})^2 &= -\hbar^2 \frac{\partial^2}{\partial t^2} + \hbar^2 c^2 \frac{\partial^2}{\partial x^2} \\
 \not{D} &= i\hbar\gamma_0 \frac{\partial}{\partial t} - i\hbar c\gamma_1 \frac{\partial}{\partial x} \\
 (\not{D})^2 &= \left(i\hbar\gamma_0 \frac{\partial}{\partial t} - i\hbar c\gamma_1 \frac{\partial}{\partial x} \right) \left(i\hbar\gamma_0 \frac{\partial}{\partial t} - i\hbar c\gamma_1 \frac{\partial}{\partial x} \right) \\
 (\not{D})^2 &= -\hbar^2\gamma_0^2 \frac{\partial^2}{\partial t^2} + \hbar^2 c^2 \gamma_1^2 \frac{\partial^2}{\partial x^2} + \hbar^2 c (\gamma_0\gamma_1 + \gamma_1\gamma_0) \frac{\partial^2}{\partial t\partial x}
 \end{aligned} \tag{12.10}$$

We want to find this gamma matrices following the next rules.

$$\begin{aligned}
 \gamma_0^2 &= \mathbb{1} \\
 \gamma_1^2 &= -\mathbb{1} \\
 \gamma_0\gamma_1 + \gamma_1\gamma_0 &= 0
 \end{aligned} \tag{12.11}$$

This look similar to the conditions of the Pauli matrices. So we can say that:

$$\begin{aligned}
 \gamma_0 &= \sigma_1 \\
 \gamma_1 &= i\sigma_2
 \end{aligned} \tag{12.12}$$

D-slash looks like:

$$\begin{aligned} \not{D} &= i\hbar \begin{bmatrix} 0 & 1 \\ 1 & 0 \end{bmatrix} \frac{\partial}{\partial t} + \hbar c \begin{bmatrix} 0 & i \\ -i & 0 \end{bmatrix} \frac{\partial}{\partial x} = \\ &= \begin{bmatrix} 0 & i\hbar c \frac{\partial}{\partial x} + \hbar \frac{\partial}{\partial t} \\ i\hbar \frac{\partial}{\partial t} - i\hbar c \frac{\partial}{\partial x} & 0 \end{bmatrix} \end{aligned} \quad (12.13)$$

Now we can extend this to two dimensions.

$$\begin{aligned} \not{D} &= i\hbar\gamma_0 \frac{\partial}{\partial t} - i\hbar c\gamma_1 \frac{\partial}{\partial x} - i\hbar c\gamma_2 \frac{\partial}{\partial y} \\ (\not{D})^2 &= -\hbar^2\gamma_0^2 \frac{\partial^2}{\partial t^2} + \hbar^2 c^2 \gamma_1^2 \frac{\partial^2}{\partial x^2} + \hbar^2 c(\gamma_0\gamma_1 + \gamma_1\gamma_0) \frac{\partial^2}{\partial t\partial x} \\ &\quad + \hbar^2 c(\gamma_1\gamma_2 + \gamma_2\gamma_1) \frac{\partial^2}{\partial x\partial y} + \hbar^2 c^2 \gamma_2^2 \frac{\partial^2}{\partial y^2} + \hbar^2 c(\gamma_0\gamma_2 + \gamma_2\gamma_0) \frac{\partial^2}{\partial t\partial y} \end{aligned} \quad (12.14)$$

With the new conditions.

$$\gamma_2 = i\sigma_3 \quad (12.15)$$

And D-slash looks like:

$$\not{D} = \begin{bmatrix} -\hbar c \frac{\partial}{\partial y} & i\hbar \frac{\partial}{\partial t} + i\hbar c \frac{\partial}{\partial x} \\ i\hbar \frac{\partial}{\partial t} - i\hbar c \frac{\partial}{\partial x} & \hbar c \frac{\partial}{\partial y} \end{bmatrix} \quad (12.16)$$

Since now we've been defining the Dirac's operator as a 2x2 matrix, but in 3D we are going to need something different.

$$\begin{aligned} \not{D} &= i\hbar\gamma_0 \frac{\partial}{\partial t} - i\hbar c\gamma_1 \frac{\partial}{\partial x} - i\hbar c\gamma_2 \frac{\partial}{\partial y} - i\hbar c\gamma_3 \frac{\partial}{\partial z} \\ (\not{D})^2 &= -\hbar^2\gamma_0^2 \frac{\partial^2}{\partial t^2} + \hbar^2 c^2 \gamma_1^2 \frac{\partial^2}{\partial x^2} + \hbar^2 c(\gamma_0\gamma_1 + \gamma_1\gamma_0) \frac{\partial^2}{\partial t\partial x} \\ &\quad + \hbar^2 c(\gamma_1\gamma_2 + \gamma_2\gamma_1) \frac{\partial^2}{\partial x\partial y} + \hbar^2 c^2 \gamma_2^2 \frac{\partial^2}{\partial y^2} + \hbar^2 c(\gamma_0\gamma_2 + \gamma_2\gamma_0) \frac{\partial^2}{\partial t\partial y} \\ &\quad + \hbar^2 c(\gamma_1\gamma_3 + \gamma_3\gamma_1) \frac{\partial^2}{\partial x\partial z} + \hbar^2 c^2 \gamma_3^2 \frac{\partial^2}{\partial z^2} + \hbar^2 c(\gamma_0\gamma_3 + \gamma_3\gamma_0) \frac{\partial^2}{\partial t\partial z} \\ &\quad + \hbar^2 c(\gamma_2\gamma_3 + \gamma_3\gamma_2) \frac{\partial^2}{\partial y\partial z} \end{aligned} \quad (12.17)$$

We don't have enough Pauli matrices this time to cover all the conditions. The very clever solution to this problem was saying that D-slash is not a 2x2 matrix but a 4x4 where the gamma factors are:

$$\begin{aligned} \gamma_0 &= \begin{bmatrix} 1 & 0 \\ 0 & -1 \end{bmatrix} \\ \gamma_a &= \begin{bmatrix} 0 & -\sigma_a \\ \sigma_a & 0 \end{bmatrix} \end{aligned} \quad (12.18)$$

Where a is 1,2,3. We can see that the gamma matrices are 4×4 matrices. We can also see that the gamma matrices are hermitian and that they satisfy the anticommutation relation, but we want to make sure that we didn't make any mistakes.

I choose to call $\mathbb{1}$ to the 2×2 identity matrix and $\mathbb{1}_{4 \times 4}$ to the 4×4 identity matrix.

$$\gamma_0^2 = \begin{bmatrix} \mathbb{1} & 0 \\ 0 & -\mathbb{1} \end{bmatrix} \begin{bmatrix} \mathbb{1} & 0 \\ 0 & -\mathbb{1} \end{bmatrix} = \begin{bmatrix} \mathbb{1} & 0 \\ 0 & \mathbb{1} \end{bmatrix} = \mathbb{1}_{4 \times 4} \quad (12.19)$$

$$\gamma_a^2 = \begin{bmatrix} 0 & -\sigma_a \\ \sigma_a & 0 \end{bmatrix} \begin{bmatrix} 0 & -\sigma_a \\ \sigma_a & 0 \end{bmatrix} = \begin{bmatrix} -\sigma_a^2 & 0 \\ 0 & -\sigma_a^2 \end{bmatrix} = -\mathbb{1}_{4 \times 4} \quad (12.20)$$

$$\gamma_a \gamma_0 + \gamma_0 \gamma_a =$$

$$\begin{bmatrix} 0 & -\sigma_a \\ \sigma_a & 0 \end{bmatrix} \begin{bmatrix} \mathbb{1} & 0 \\ 0 & -\mathbb{1} \end{bmatrix} + \begin{bmatrix} \mathbb{1} & 0 \\ 0 & -\mathbb{1} \end{bmatrix} \begin{bmatrix} 0 & -\sigma_a \\ \sigma_a & 0 \end{bmatrix} = \quad (12.21)$$

$$\begin{bmatrix} 0 & -\sigma_a \\ -\sigma_a & 0 \end{bmatrix} + \begin{bmatrix} 0 & \sigma_a \\ \sigma_a & 0 \end{bmatrix} = 0$$

$$\gamma_a \gamma_b + \gamma_b \gamma_a =$$

$$\begin{aligned} & \begin{bmatrix} 0 & -\sigma_a \\ \sigma_a & 0 \end{bmatrix} \begin{bmatrix} 0 & -\sigma_b \\ \sigma_b & 0 \end{bmatrix} + \begin{bmatrix} 0 & -\sigma_b \\ \sigma_b & 0 \end{bmatrix} \begin{bmatrix} 0 & -\sigma_a \\ \sigma_a & 0 \end{bmatrix} = \\ & = \begin{bmatrix} -\sigma_a \sigma_b & 0 \\ 0 & -\sigma_b \sigma_a \end{bmatrix} + \begin{bmatrix} -\sigma_b \sigma_a & 0 \\ 0 & -\sigma_a \sigma_b \end{bmatrix} = \\ & = - \begin{bmatrix} \sigma_a \sigma_b + \sigma_b \sigma_a & 0 \\ 0 & \sigma_a \sigma_b + \sigma_b \sigma_a \end{bmatrix} = 0 \end{aligned} \quad (12.22)$$

The solution for the relativistic wave equation is going to be:

$$\begin{aligned} (\not{D})^2 \psi &= m^2 c^2 \psi \\ \not{D} &= \pm m c^2 \end{aligned} \quad (12.23)$$

Dirac's work was first called Dirac Wave Mechanics, lately this name we will be changed to Quantum Field Theory, but we are not going that far.

We are going to keep only the solution with the positive sign, the other one is not relevant, it can be achieved just adding a minus sign to the operator.

The final equation in matrix form is:

$$\begin{aligned} & (\not{D} - m c^2) \psi = \\ & = \begin{bmatrix} \mathbb{1} i \hbar \frac{\partial}{\partial t} - m c^2 \mathbb{1} & i \hbar c \sum_{a=1}^3 \left(\sigma_a \frac{\partial}{\partial x_a} \right) \\ -i \hbar c \sum_{a=1}^3 \left(\sigma_a \frac{\partial}{\partial x_a} \right) & -\mathbb{1} i \hbar \frac{\partial}{\partial t} - m c^2 \mathbb{1} \end{bmatrix} \begin{bmatrix} \psi_1(x_1, x_2, x_3, t) \\ \psi_2(x_1, x_2, x_3, t) \\ \psi_3(x_1, x_2, x_3, t) \\ \psi_4(x_1, x_2, x_3, t) \end{bmatrix} = 0 \end{aligned} \quad (12.24)$$

We've been using the matrices for angular momentum corresponding to $j=1/2$, but we haven't talk about angular momentum. Is just a coincidence.

As every other operator, we want the Dirac operator to be hermitian. We can see that the Dirac operator is not, we can see this using the properties from the end of chapter 6.

$$\mathcal{D}^\dagger = i\hbar\gamma_0\frac{\partial}{\partial t} + i\hbar c \left(\gamma_1\frac{\partial}{\partial x} + \gamma_2\frac{\partial}{\partial y} + \gamma_3\frac{\partial}{\partial z} \right) \quad (12.25)$$

We can see that the Dirac operator is not hermitian, but we can make it hermitian by adding a term to it.

$$\begin{aligned} \gamma_0\mathcal{D}\gamma_0 &= i\hbar\gamma_0^3\frac{\partial}{\partial t} - i\hbar c \left[\gamma_0\gamma_1\gamma_0\frac{\partial}{\partial x} + \gamma_0\gamma_2\gamma_0\frac{\partial}{\partial y} + \gamma_0\gamma_3\gamma_0\frac{\partial}{\partial z} \right] = \\ &= i\hbar\gamma_0\frac{\partial}{\partial t} + i\hbar c \left[\gamma_1\frac{\partial}{\partial x} + \gamma_2\frac{\partial}{\partial y} + \gamma_3\frac{\partial}{\partial z} \right] = \mathcal{D}^\dagger \\ \mathcal{D}\gamma_0 &= \gamma_0\mathcal{D}^\dagger = (\mathcal{D}\gamma_0)^\dagger \end{aligned} \quad (12.26)$$

Now we try to solve the wave equation.

$$\begin{aligned} \gamma_0(\mathcal{D} - mc^2)\psi(x, y, z, t) &= 0 \\ \begin{bmatrix} \mathbb{1} & 0 \\ 0 & -\mathbb{1} \end{bmatrix} \begin{bmatrix} (i\hbar\frac{\partial}{\partial t} - mc^2)\mathbb{1} & i\hbar c \sum_{a=1}^3 \left(\sigma_a \frac{\partial}{\partial x_a} \right) \\ -i\hbar c \sum_{a=1}^3 \left(\sigma_a \frac{\partial}{\partial x_a} \right) & (-i\hbar\frac{\partial}{\partial t} - mc^2)\mathbb{1} \end{bmatrix} \begin{bmatrix} \psi_L \\ \psi_R \end{bmatrix} &= 0 \\ \begin{bmatrix} (i\hbar\frac{\partial}{\partial t} - mc^2)\mathbb{1} & i\hbar c \sum_{a=1}^3 \left(\sigma_a \frac{\partial}{\partial x_a} \right) \\ i\hbar c \sum_{a=1}^3 \left(\sigma_a \frac{\partial}{\partial x_a} \right) & (i\hbar\frac{\partial}{\partial t} + mc^2)\mathbb{1} \end{bmatrix} \begin{bmatrix} \psi_L \\ \psi_R \end{bmatrix} &= 0 \end{aligned} \quad (12.27)$$

$$\begin{aligned} i\hbar\mathbb{1}\frac{\partial\psi_L}{\partial t} - mc^2\psi_L + i\hbar c \left[\sigma_1\frac{\partial\psi_R}{\partial x} + \sigma_2\frac{\partial\psi_R}{\partial y} + \sigma_3\frac{\partial\psi_R}{\partial z} \right] &= 0 \\ i\hbar c \left(\sigma_1\frac{\partial\psi_L}{\partial x} + \sigma_2\frac{\partial\psi_L}{\partial y} + \sigma_3\frac{\partial\psi_L}{\partial z} \right) \psi_L + i\hbar\mathbb{1}\frac{\partial\psi_R}{\partial t} + mc^2\psi_R &= 0 \end{aligned} \quad (12.28)$$

All the components are couple, 4 eq with 4 couple terms. This system is hard to solve so we are going to guess the solution.

$$\begin{aligned} \psi_L &= \chi_L e^{\frac{i}{\hbar}(p_1x+p_2y+p_3z-Et)} \\ \psi_R &= \chi_R e^{\frac{i}{\hbar}(p_1x+p_2y+p_3z-Et)} \end{aligned} \quad (12.29)$$

Substituting in the previous system:

$$\begin{aligned} [E\chi_L - mc^2\chi_L - c(\sigma_1p_1 + \sigma_2p_2 + \sigma_3p_3)\chi_L] e^{\frac{i}{\hbar}(p_1x+p_2y+p_3z-Et)} &= 0 \\ [-c(\sigma_1p_1 + \sigma_2p_2 + \sigma_3p_3)\chi_L + E\chi_R + mc^2\chi_R] e^{\frac{i}{\hbar}(p_1x+p_2y+p_3z-Et)} &= 0 \end{aligned} \quad (12.30)$$

$$\begin{aligned} (E - mc^2)\chi_L &= c(\sigma_1p_1 + \sigma_2p_2 + \sigma_3p_3)\chi_R \\ ?? \\ (E + mc^2)\chi_R &= c(\sigma_1p_1 + \sigma_2p_2 + \sigma_3p_3)\chi_L \end{aligned} \quad (12.31)$$

To solve the system we are going to multiply by the right factor.

$$\begin{aligned} c(\sigma_1p_1 + \sigma_2p_2 + \sigma_3p_3)(E - mc^2)\chi_L &= c^2(\sigma_1p_1 + \sigma_2p_2 + \sigma_3p_3)^2\chi_R \\ (E - mc^2)(E + mc^2)\chi_R &= c^2(\sigma_1p_1 + \sigma_2p_2 + \sigma_3p_3)^2\chi_R \end{aligned} \quad (12.32)$$

The matrix of the right side looks like:

$$\begin{aligned} \sigma_1p_1 + \sigma_2p_2 + \sigma_3p_3 &= \begin{bmatrix} -p_3 & p_1 + ip_2 \\ p_1 - ip_2 & -p_3 \end{bmatrix} \\ (\sigma_1p_1 + \sigma_2p_2 + \sigma_3p_3)^2 &= \begin{bmatrix} -p_3 & p_1 + ip_2 \\ p_1 - ip_2 & -p_3 \end{bmatrix} \begin{bmatrix} -p_3 & p_1 + ip_2 \\ p_1 - ip_2 & -p_3 \end{bmatrix} = \begin{bmatrix} p_1^2 + p_2^2 + p_3^2 & 0 \\ 0 & p_1^2 + p_2^2 + p_3^2 \end{bmatrix} \\ &= \mathbb{1}p^2 \end{aligned} \quad (12.33)$$

The final equation is:

$$\begin{aligned} (E^2 - m^2c^4)\chi_R &= c^2p^2\chi_R \\ \begin{bmatrix} E^2 - p^2c^2 - m^2c^4 & 0 \\ 0 & E^2 - p^2c^2 - m^2c^4 \end{bmatrix} \begin{bmatrix} \chi_{R1} \\ \chi_{R2} \end{bmatrix} &= 0 \end{aligned} \quad (12.34)$$

Because χ_{R1} and χ_{R2} are not 0, the components of the matrix has to be 0.

$$E^2 - p^2c^2 - m^2c^4 = 0 \quad (12.35)$$

This means that the solution for the energy is:

$$\begin{cases} E = +\sqrt{m^2c^4 + p^2c^2} \\ E = -\sqrt{m^2c^4 + p^2c^2} \end{cases} \quad (12.36)$$

We have two possible energies, both positive and negative energies are allowed, we will talk about this later.

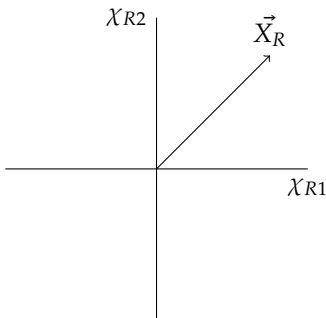


Figure 12.1: χ_R representation

Because the matrix is 0 the vector χ_R is going to be:

$$\chi_R = \begin{bmatrix} 1 \\ 0 \end{bmatrix} + \begin{bmatrix} 0 \\ 1 \end{bmatrix} \quad (12.37)$$

It started as a classical assumption but now is part of the wave equation. χ_R is a vector with two components, but is not in time or space. However they have a connection with $j=1/2$, is what we called the space of internal spin and it became a new degree of freedom for the wave.

We still need to get χ_L , let's move back to eq. ??, but this time we will write it as a matrix.

$$\begin{bmatrix} E - mc^2 & -c(\sigma_i p_i) \\ -c(\sigma_i p_i) & E + mc^2 \end{bmatrix} \begin{bmatrix} \chi_L \\ \chi_R \end{bmatrix} = 0 \quad (12.38)$$

We are using the notation $(\sigma_i p_i)$ to represent the sum of the three components of the momentum times the respective sigma matrices.

We can do the same as before:

$$\begin{aligned} (E + mc^2)\chi_R &= c(\sigma_i p_i)\chi_L \\ (E + mc^2)c(\sigma_i p_i)\chi_R &= c^2(\sigma_i p_i)^2\chi_L \end{aligned} \quad (12.39)$$

From this result we jump to the same conclusion as before, the same two energies are allowed and χ_L is going to be:

$$\chi_R = \begin{bmatrix} 1 \\ 0 \end{bmatrix} + \begin{bmatrix} 0 \\ 1 \end{bmatrix} \quad (12.40)$$

But we also the relations between χ_R and χ_L .

$$\begin{aligned} \chi_L &= \frac{c(\sigma_i p_i)}{E - mc^2}\chi_R \\ \chi_R &= \frac{c(\sigma_i p_i)}{E + mc^2}\chi_L \end{aligned} \quad (12.41)$$

Where

$$c(p_i \sigma_i) = \begin{bmatrix} -cp_3 & cp_1 + icp_2 \\ cp_1 - icp_2 & -cp_3 \end{bmatrix} \quad (12.42)$$

We want to avoid the division by zero, so we are going to use the positive energy solution to find χ_L with χ_R and the negative energy for the other case.

The final 4 solutions look like:

This are the four solutions. We have to worry about normalization but we need to see first if the 4 solutions are orthogonal.

Table 12.1: Dirac's solutions

χ	Energy >0		Energy < 0	
χ_{L1}	1	0	$\frac{-cp_3}{E-mc^2}$	$\frac{cp_1+icp_2}{E-mc^2}$
χ_{L2}	0	1	$\frac{cp_1-icp_2}{E-mc^2}$	$\frac{cp_3}{E-mc^2}$
χ_{R1}	$\frac{-cp_3}{E+mc^2}$	$\frac{cp_1+icp_2}{E+mc^2}$	1	0
χ_{R2}	$\frac{cp_1-icp_2}{E+mc^2}$	$\frac{cp_3}{E+mc^2}$	0	1

We can see almost inmediately that the solutions for same energy are orthogonal but what happens if we take a solution for $E>0$ with a solution $E<0$?

$$\psi_1^* \psi_3 = 1 \cdot \frac{-cp_3}{E-mc^2} + 0 \cdot \frac{cp_1-icp_2}{E-mc^2} + \frac{-cp_3}{E+mc^2} \cdot 1 + \frac{cp_1-icp_2}{E+mc^2} \cdot 0 \neq 0 \quad (12.43)$$

They are not orthogonal, this is because we have to be more carefull defining our solutions, we can not compare to solutions with a different definition for E. We can get comparable solutions using the absolut value of E. The final solutions are:

Table 12.2: Dirac's solutions 2

χ	Energy >0		Energy < 0	
χ_{L1}	1	0	$\frac{-cp_3}{- E -mc^2}$	$\frac{cp_1+icp_2}{- E -mc^2}$
χ_{L2}	0	1	$\frac{cp_1-icp_2}{- E -mc^2}$	$\frac{cp_3}{- E -mc^2}$
χ_{R1}	$\frac{-cp_3}{ E +mc^2}$	$\frac{cp_1+icp_2}{ E +mc^2}$	1	0
χ_{R2}	$\frac{cp_1-icp_2}{ E +mc^2}$	$\frac{cp_3}{ E +mc^2}$	0	1

Let's prove the orthogonality of the solutions.

$$\begin{aligned}
\psi_1^* \psi_2 &= 1 \cdot 0 + 0 \cdot 1 + \frac{-cp_3}{|E|+mc^2} \cdot \frac{cp_1+icp_2}{|E|+mc^2} + \frac{cp_1+icp_2}{|E|+mc^2} \cdot \frac{cp_3}{|E|+mc^2} = \frac{-cp_3(cp_1+icp_2)+cp_3(cp_1+icp_2)}{(|E|+mc^2)^2} = 0 \\
\psi_1^* \psi_3 &= 1 \cdot \frac{-cp_3}{-|E|-mc^2} + 0 \cdot \frac{cp_1-icp_2}{-|E|-mc^2} + \frac{-cp_3}{|E|+mc^2} \cdot 1 + \frac{cp_1+icp_2}{|E|+mc^2} \cdot 0 = \frac{cp_3-cp_3}{|E|+mc^2} = 0 \\
\psi_1^* \psi_4 &= \frac{cp_1+icp_2}{-|E|-mc^2} + 0 + 0 + \frac{cp_1+icp_2}{|E|+mc^2} = \frac{-cp_1-icp_2+cp_1+icp_2}{|E|+mc^2} = 0 \\
\psi_2^* \psi_3 &= 0 + \frac{cp_1-icp_2}{-|E|-mc^2} + \frac{cp_1-icp_2}{|E|+mc^2} + 0 = \frac{cp_1-icp_2-cp_1+icp_2}{|E|+mc^2} = 0 \\
\psi_2^* \psi_4 &= 0 + \frac{cp_3}{-|E|-mc^2} + 0 + \frac{cp_3}{|E|+mc^2} = \frac{cp_3-cp_3}{|E|+mc^2} = 0 \\
\psi_3^* \psi_4 &= \frac{-cp_3}{-|E|-mc^2} \frac{cp_1+icp_2}{-|E|-mc^2} + \frac{cp_1+icp_2}{-|E|-mc^2} \frac{cp_3}{-|E|-mc^2} = \frac{-cp_3(cp_1+icp_2)+cp_3(cp_1+icp_2)}{(-|E|-mc^2)^2} = 0
\end{aligned} \tag{12.44}$$

Now that we have orthogonal solutions we have to worry about the normalization, we have to find the module of each of this solutions

$$\psi_1^* \psi_1 = 1 + 0 + \frac{c^2 p_3^2}{(|E|+mc^2)^2} + \frac{c^2 p_1^2 + c^2 p_2^2}{(|E|+mc^2)^2} = 1 + \frac{c^2 p^2}{(|E|+mc^2)^2} = 1 + \frac{|E|^2 - c^2 m^4}{(|E|+mc^2)^2} = 1 + \frac{|E|-mc^2}{|E|+mc^2} = \frac{2|E|}{|E|+mc^2} \tag{12.45}$$

We found it using the relation from 12.35. The normalization factor is the same for all the solutions, so our solutions look like:

$$\psi_1 = \begin{pmatrix} \frac{\sqrt{|E|+mc^2}}{2|E|} \\ 0 \\ \frac{-cp_3}{\sqrt{2|E|(|E|+mc^2)}} \\ \frac{cp_1-icp_2}{\sqrt{2|E|(|E|+mc^2)}} \end{pmatrix} \quad \psi_2 = \begin{pmatrix} 0 \\ \frac{\sqrt{|E|+mc^2}}{2|E|} \\ \frac{cp_1+icp_2}{\sqrt{2|E|(|E|+mc^2)}} \\ \frac{cp_3}{\sqrt{2|E|(|E|+mc^2)}} \end{pmatrix} \quad \psi_3 = \begin{pmatrix} \frac{cp_3}{\sqrt{2|E|(|E|+mc^2)}} \\ \frac{\sqrt{2|E|(|E|+mc^2)}}{-(cp_1-icp_2)} \\ \frac{\sqrt{2|E|(|E|+mc^2)}}{\sqrt{2|E|(|E|+mc^2)}} \\ \frac{\sqrt{|E|+mc^2}}{2|E|} \\ 0 \end{pmatrix} \quad \psi_4 = \begin{pmatrix} \frac{-(cp_1+icp_2)}{\sqrt{2|E|(|E|+mc^2)}} \\ \frac{-cp_3}{\sqrt{2|E|(|E|+mc^2)}} \\ 0 \\ \frac{\sqrt{|E|+mc^2}}{2|E|} \end{pmatrix} \tag{12.46}$$

The information of $j=1/2$ is in σ_3 , if we multiply the solutions of the defining vectors (χ_L for $E > 0$ and χ_R for $E < 0$) by σ_3 we will obtain $+1/2$ or $-1/2$.

$$\begin{aligned}\sigma_3 \begin{bmatrix} 1 \\ 0 \end{bmatrix} &= -1 \begin{bmatrix} 1 \\ 0 \end{bmatrix} \\ \sigma_3 \begin{bmatrix} 0 \\ 1 \end{bmatrix} &= 1 \begin{bmatrix} 0 \\ 1 \end{bmatrix}\end{aligned}\tag{12.47}$$

The first solution correspond to $j=-1/2$ and the second to $j=1/2$. This is what we called the intrinsic spin.

This way of thinking started with a relativistic equation but even if the electron is not moving we found solutions. But why do we have two equations and what does it mean to have negative energy?

The word spin is just a bad use of notation, the electron can not really spin because it is a point particle.

The answer is that the first two solutions explain the electron with charge $-e$ going in a direction $+Z$ as t goes infinity, while the other explains an electron with charge $-e$ going in a direction $+Z$ moving backward in time, or what is the same, a positron with charge $+e$, moving in $-Z$ as t goes to infinity again.

This theory demonstrate two very important things, the existence of an antiparticle for the electron called positron, and the relation between charge parity and time.

12.4 Normalization under γ_0

We are not going to get too deep into this explanation but we know that $\psi_0^\omega * \psi$ has a physical meaning, it can be interpreted as the density charge. And we can extend it to:

$$\psi^* \gamma_\mu \psi \text{ can be interpreted as } (\rho, \vec{j})\tag{12.48}$$

Looking at 12.18 we can see that the $-$ in the $2,2$ term is going to make the normalization to be equal to $+1$ for the first two solutions, when the energy is positive, and -1 for the other two solutions. This is important because we said that this physically means charge, and if they have different sign, we are proving that there exist an antiparticle for the electron with a positive charge.

The normalization factor is:

$$\psi_1^* \gamma_0 \psi_1 = 1 - \frac{c^2 p^2}{(|E|+mc^2)^2} = 1 - \frac{|E|-mc^2}{(|E|+mc^2)} = \frac{2mc^2}{|E|+mc^2}\tag{12.49}$$

With this normalization factor we will get:

$$\begin{aligned}\psi_1^* \gamma_0 \psi_1 &= 1 \\ \psi_2^* \gamma_0 \psi_2 &= 1 \\ \psi_3^* \gamma_0 \psi_3 &= -1 \\ \psi_4^* \gamma_0 \psi_4 &= -1\end{aligned}\tag{12.50}$$

We need to check the orthogonality under γ_0 .

$$\begin{aligned}
\psi_1^* \gamma_0 \psi_2 &= \frac{|E|+mc^2}{2mc^2} \left(0 + 0 + \frac{c^2 p_3 (p_1 + ip_2) - c^2 p_3 (p_1 + ip_2)}{(|E|+mc^2)^2} \right) = 0 \\
\psi_1^* \gamma_0 \psi_3 &= \frac{|E|+mc^2}{2mc^2} \left(\frac{cp_3}{|E|+mc^2} + \frac{cp_3}{|E|+mc^2} \right) \\
\psi_1^* \gamma_0 \psi_4 &= \frac{|E|+mc^2}{2mc^2} \left(-\frac{cp_1 + icp_2}{|E|+mc^2} - \frac{cp_1 + icp_2}{|E|+mc^2} \right) \\
\psi_2^* \gamma_0 \psi_3 &= \frac{|E|+mc^2}{2mc^2} \left(\frac{-cp_1 + icp_2}{|E|+mc^2} + \frac{-cp_1 + icp_2}{|E|+mc^2} \right) \\
\psi_3^* \gamma_0 \psi_4 &= \frac{|E|+mc^2}{2mc^2} \left(\frac{-cp_3(cp_1 + icp_2)}{(|E|+mc^2)^2} + \frac{cp_3(cp_1 + icp_2)}{(|E|+mc^2)^2} \right) = 0
\end{aligned} \tag{12.51}$$

The cross terms are non zero, unless we consider that the momentum of the solutions with negative energy are negative to respect the ones with positive energy. This is a very interesting result that can be explore in advance.

This subject proposed solutions for problems that can not be solved exactly.

13.1 Introduction

We are going to recall our hamiltonian for the schrodinger wave equation.

$$H\psi(x, y, z, t) = i\hbar \frac{\partial \psi(x, y, z, t)}{\partial t} \quad (13.1)$$

Where H is non depending on time. Let's assume once more that the solution of this equation looks like:

$$\psi(x, y, z, t) = \phi(x, y, z)e^{-i\frac{E}{\hbar}t} \quad (13.2)$$

Then:

$$e^{-i\frac{E}{\hbar}t}(H\phi(x, y, z)) = Ee^{-i\frac{E}{\hbar}t}\phi(x, y, z) \quad (13.3)$$

$$H\phi(x, y, z) = E\phi(x, y, z)$$

As we have been doing since the beginning of the semester. But then how can a state go to the ground state if the states are stationary in time?. We need to include in our equation the variation with time.

The change of states must be solutions to:

$$V(\tau) = V(r) + \delta V(r, t) \quad (13.4)$$

This second term is 0 for small changes, But

$$\langle n = 2, j = 1, m = 1 | \delta V(r, t) | n = 1, j = 0, m = 0 \rangle \neq 0 \quad (13.5)$$

For as the perturbation is going to be a function of r only. An example of this is a circuit with a gas chamber, as the one show in METER FIJURA. When the switch is open the gas is stable, once we closed the switch the gas gets excited and if we closed the switch the gas dexcites. For as this switch control is going to be defined by a function $\delta V(r)$.

- 13.1 Introduction 127
- 13.2 Equation with perturbation 128
- 13.3 Degenerate States 130
- 13.4 Proton as a sphere 131
- 13.5 Constant electric field . . 135
- 13.6 Harmonic oscillator with a perturbation in 1D . . . 137
- 13.7 Harmonic oscillator with $V_1 = x^4$ 138

13.2 Equation with perturbation

We are going to assume that H_0 can be solved exactly. It can be any known hamiltonian, not necessarily the solutions for the hydrogen atom. We say that H_0 can be solved in:

$$\begin{aligned} n &= 0, 1, 2, 3, \dots \\ E_0 &\leq E_1 \leq E_2 \dots \\ H_0|n\rangle &= E_n|n\rangle \end{aligned} \quad (13.6)$$

We are going to assume that the perturbation is small, so we can write the hamiltonian as:

$$H = H_0 + \lambda V_1(r) \quad (13.7)$$

Where λ is a small number. This can not be exactly solved. Our equation is going to look like:

$$(H_0 + \lambda_1 V_1)\phi = E_\phi \phi \quad (13.8)$$

Where I'm going to define the eigen-values as:

$$E_\phi = \sum_{k=0}^{\infty} \lambda^k \mu_k \quad (13.9)$$

I'm also going to redefine the eigen-vectors as:

$$|\phi\rangle = \sum_{k=0}^{\infty} \lambda^k |\phi_k\rangle \quad (13.10)$$

We need to solve for every k.

For some range of λ the next assumption must be true.

$$(H_0 + \lambda_1 V_1)(|\phi_0\rangle + \lambda|\phi_1\rangle + \dots) = (\mu_0 + \lambda\mu_1 + \lambda^2\mu_2 + \dots)(|\phi_0\rangle + \lambda|\phi_1\rangle + \dots) \quad (13.11)$$

This equation must be true term by term in λ .

$$\begin{aligned} \lambda^0 &\Rightarrow H_0|\phi_0\rangle = \mu_0|\phi_0\rangle \\ \lambda^1 &\Rightarrow H_0|\phi_1\rangle + V_1|\phi_0\rangle = \mu_0|\phi_1\rangle + \mu_1|\phi_0\rangle \\ &\quad (H_0 - \mu_0)|\phi_1\rangle = (\mu_1 - V_1)|\phi_0\rangle \\ \lambda^2 &\Rightarrow H_0|\phi_2\rangle + V_1|\phi_1\rangle = \mu_0|\phi_2\rangle + \mu_1|\phi_1\rangle + \mu_2|\phi_0\rangle \\ &\quad (H_0 - \mu_0)|\phi_2\rangle = (\mu_1 - V_1)|\phi_1\rangle + \mu_2|\phi_0\rangle \end{aligned} \quad (13.12)$$

If we solved for the first term:

$$\begin{aligned}
 H_0|\phi_0\rangle &= \mu_0|\phi_0\rangle \\
 E_n|\phi_0\rangle &= \mu_0|\phi_0\rangle \\
 |\phi_0\rangle &= |n\rangle \\
 \mu_0 &= E_n
 \end{aligned} \tag{13.13}$$

We can use this result to solve the next term.

$$\begin{aligned}
 (H_0 - \mu_0)|\phi_1\rangle &= (\mu_1 - V_1)|\phi_0\rangle \\
 (H_0 - E_n)|\phi_1\rangle &= (\mu_1 - V_1)|n\rangle
 \end{aligned} \tag{13.14}$$

We are going to solve it multiplying by $\langle n|$ at both sides of the equation.

$$\begin{aligned}
 \langle n|(H_0 - E_n)|\phi_1\rangle &= \langle n|\mu_1|n\rangle - \langle n|V_1|n\rangle \\
 E_n\langle n||\phi_1\rangle - E_n\langle n||\phi_1\rangle &= \mu_1 - \langle n|V_1|n\rangle \\
 \mu_1 &= \langle n|V_1|n\rangle
 \end{aligned} \tag{13.15}$$

We can rewrite $|\phi_1\rangle$ as a linear combination of the eigen-vectors of H_0 .

$$|\phi_1\rangle = \sum_{m=0}^{\infty} C_{1,m}|m\rangle \tag{13.16}$$

If we plug this in the equation above:

$$\begin{aligned}
 (H_0 - E_n)(\sum_m C_{1,m}|m\rangle) &= \mu_1|n\rangle - V_1|n\rangle \\
 \sum_m C_{1,m}(H_0 - E_n)|m\rangle &= \mu_1|n\rangle - V_1|n\rangle \\
 \sum_m C_{1,m}(E_m - E_n)|m\rangle &= \mu_1|n\rangle - V_1|n\rangle
 \end{aligned} \tag{13.17}$$

We are going to solve taking the inner product with k .

$$\begin{aligned}
 \sum_m C_{1,m}(E_m - E_n)\langle k|m\rangle &= \mu_1\langle k|n\rangle - V_1\langle k|n\rangle \\
 C_{1,k}(E_k - E_n) &= \mu_1\delta_{k,n} - \langle k|V_1|n\rangle \\
 C_{1,k} &= \frac{-\langle k|V_1|n\rangle}{E_k - E_n}; k \neq n
 \end{aligned} \tag{13.18}$$

Our eigen-vector looks like:

$$|\phi_1\rangle = C_{1,n}|n\rangle + \sum_{m \neq n} \frac{-\langle m|V_1|n\rangle}{E_m - E_n}|m\rangle \tag{13.19}$$

All the eigen-values and eigen-vectors look like:

$$E_\phi = E_n + \lambda \langle n|V_1|n \rangle + \dots \quad (13.20)$$

$$|\phi\rangle = (1 + \lambda C_1)|n\rangle + \lambda \sum_{m \neq n} \frac{\langle m|V_1|n\rangle}{E_n - E_m} |m\rangle + \dots$$

Where C_1 can be found using normalization. Sometimes the first order-approximation is zero, then we have to use the second order approximation.

$$(H_0 - E_n)|\phi_2\rangle = \mu_1|\phi_1\rangle - V_1|\phi_1\rangle + \mu_2|n\rangle \quad (13.21)$$

Let's assume again solutions like the ones from 13.16 for $|\phi_2\rangle$.

$$\sum_k C_{2,k}(H_0 - E_n)|k\rangle = \sum_l C_{1,l}(\mu_1 - V_1)|l\rangle + \mu_2|n\rangle$$

$$\langle m| [\sum_k C_{2,k}(H_0 - E_n)|k\rangle = \sum_l C_{1,l}(\mu_1 - V_1)|l\rangle + \mu_2|n\rangle]$$

$$\sum_k C_{2,k}(E_k - E_n)\delta_{k,m} = \sum_l C_{1,l}(\mu_1 \delta_{m,l} - \langle m|V_1|l\rangle) + \mu_2 \delta_{m,n} \quad (13.22)$$

If $m = n$:

$$0 = \mu_1 C_{1,n} - \sum_l C_{1,l} \langle n|V_1|l\rangle + \mu_2$$

$$0 = \mu_1 C_{1,n} - C_{1,n} \langle n|V_1|n\rangle - \sum_{l \neq n} C_{1,l} \langle n|V_1|l\rangle + \mu_2 \quad (13.23)$$

$$\mu_2 = \sum_{l \neq n} C_{1,l} \langle n|V_1|l\rangle = \sum_{l \neq n} \frac{\langle l|V_1|n\rangle \langle n|V_1|l\rangle}{E_n - E_l}$$

If $m \neq n$:

$$C_{2,k} = \frac{\mu_1 C_{1,k} - \sum_l \langle m|V_1|l\rangle C_{1,l}}{E_m - E_n} \quad (13.24)$$

And you can keep going with this process.

13.3 Degenerate States

If we have more than one state with the same energy, we can have something like:

$$|\phi_0\rangle = C_n|n\rangle + C_{n+1}|n+1\rangle \quad (13.25)$$

$$\mu_0 = E_n = E_{n+1}$$

Equation ?? is going to look like:

$$(H_0 - E_n) = (\mu_1 - V_1) [C_n|n\rangle + C_{n+1}|n+1\rangle]$$

We can still solve this multiplying by $\langle n|$ and $\langle n + 1|$, which is going to give as two equations that are similar to ??.

$$\begin{aligned} 0 &= \mu_1 C_n - C_n \langle n|V_1|n \rangle - C_{n+1} \langle n|V_1|n + 1 \rangle \\ 0 &= \mu_1 C_{n+1} - C_{n+1} \langle n + 1|V_1|n + 1 \rangle - C_n \langle n + 1|V_1|n \rangle \end{aligned} \quad (13.26)$$

If we look at this system of equation in a matrix system we get:

$$\begin{bmatrix} \langle n|V_1|n \rangle & \langle n|V_1|n + 1 \rangle \\ \langle n + 1|V_1|n \rangle & \langle n + 1|V_1|n + 1 \rangle \end{bmatrix} \begin{bmatrix} C_n \\ C_{n+1} \end{bmatrix} = \mu_1 \begin{bmatrix} C_n \\ C_{n+1} \end{bmatrix} \quad (13.27)$$

This implies that μ_1 is an eigenvalue of the matrix where the eigenvectors are the coefficients.

13.4 Proton as a sphere

We've been assuming that the proton is a point particle all this time, but we know it is not. We are going to assume that the proton is a sphere with a charge distribution ρ .

The potential of an electron inside the radius of the proton, R , the potential can be calculated applying Gauss to calculate the electric field.

$$\begin{aligned} \int \vec{E} \cdot d\vec{s} &= \frac{Q_{in}}{\epsilon_0} \\ E 4\pi r^2 &= \frac{\rho \frac{4\pi}{3} r^3}{\epsilon_0} \\ E_{in} &= \frac{e}{4\pi\epsilon_0 R^3} r \end{aligned} \quad (13.28)$$

We are going to need also the electric field outside the sphere.

$$\begin{aligned} \int \vec{E} \cdot d\vec{s} &= \frac{Q_{in}}{\epsilon_0} \\ E_{out} &= \frac{e}{4\pi\epsilon_0 r^2} \end{aligned} \quad (13.29)$$

Now we can define our potential through all space assuming that the potential at the infinite is 0 and knowing that it has to be continuous.

$$\begin{aligned} V(r) - V(\infty) &= \int_r^\infty E_{out} dr \\ V(r) &= \frac{e}{4\pi\epsilon_0} \frac{1}{r} \end{aligned} \quad (13.30)$$

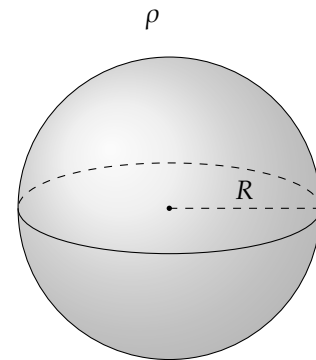


Figure 13.1: Proton as a sphere of radius R and charge density ρ

This is the potential that we used for the Hydrogen atom, now we can calculate the potential inside using the continuity of $V(r)$.

$$\begin{aligned}
 V(r) - V(R) &= \int_r^R E_{in} dr \\
 V(r) - \frac{e}{4\pi\epsilon_0 R} &= \int_r^R E_{in} dr \\
 V(r) - \frac{e}{4\pi\epsilon_0 R} &= \frac{e}{8\pi\epsilon_0 R^3} (R^2 - r^2) \\
 V(r) &= \frac{e}{8\pi\epsilon_0 R^3} (3R^2 - r^2)
 \end{aligned} \tag{13.31}$$

Knowing the potentials we can find the potential energy that is going to be this potential times the charge of the electron.

$$U(r) = -eV(r) \tag{13.32}$$

We want to find some potential energy of the form:

$$U(r) = \begin{cases} V(r) & r \geq R \\ V(r) + V_1 & r < R \end{cases} \tag{13.33}$$

Where $V(r)$ is the one from 10.1 and V_1 is the perturbation. Then V_1 is going to be:

$$\begin{aligned}
 V_1 &= \frac{e^2}{8\pi\epsilon_0 R^3} (-3R^2 + r^2) + \frac{e^2}{4\pi\epsilon_0 r} \\
 V_1 &= \frac{e^2}{8\pi\epsilon_0 R^3} \left(-3R^2 + r^2 + \frac{2R^3}{r} \right)
 \end{aligned} \tag{13.34}$$

Now that we know V_1 , we can apply the theory in the previous section to calculate the energy. For E_1 we can calculate E_ϕ knowing that $|n\rangle = |n = 1, j = 0, m = 0\rangle$.

$$\begin{aligned}
 E_\phi &= E_1 + \langle n | V_1 | n \rangle \\
 &= E_1 + \langle n = 1, j = 0, m = 0 | V_1 | n = 1, j = 0, m = 0 \rangle \\
 &= E_1 + \int_0^{2\pi} \int_0^\pi \int_0^\infty \psi_{1,0,0}^* V_1 \psi_{1,0,0} r^2 \sin\theta dr d\theta d\phi \\
 &= E_1 + \int_0^{2\pi} d\phi \int_0^\pi \sin\theta d\theta \int_0^\infty \frac{1}{8\pi b^3} e^{-r/b} \frac{e^2}{8\pi\epsilon_0 R^3} \left(-3R^2 + r^2 + \frac{2R^3}{r} \right) r^2 dr = \\
 &= E_1 + \frac{e^2}{16\pi b^3 \epsilon_0 R^3} \int_0^\infty \left[-3R^2 e^{-r/b} r^2 + e^{-r/b} r^4 + 2R^3 e^{-r/b} r \right] dr
 \end{aligned} \tag{13.35}$$

Where each integral is:

$$\begin{aligned}
& \int_0^R -3R^2 e^{-r/b} r^2 dr = -3R^2 \int_0^R e^{-r/b} r^2 dr = \\
& 3R^2 (bR^2 e^{-R/b} + 2b^2 R e^{-R/b} + 2b^3 e^{-R/b} - 2b^3) \\
& \int_0^R e^{-r/b} r^4 dr = \\
& = -bR^4 e^{-R/b} - 4b^2 R^3 e^{-R/b} - 12b^3 R^2 e^{-R/b} - 24b^4 R e^{-R/b} - 24b^5 e^{-R/b} + 24b^5 \\
& \int_0^R 2R^3 e^{-r/b} r dr = \\
& = 2R^3 (-Rb e^{-R/b} - b^2 e^{-R/b} + b^2)
\end{aligned} \tag{13.36}$$

If we put everything together:

$$\begin{aligned}
E_\phi &= E_1 + \\
& + \frac{e^2}{8\pi b^3 \epsilon_0 R^3} (12b^5 + R^3 b^2 - 3R^2 b^3 - 12b^5 e^{-R/b} - 12b^4 R e^{-R/b} - 3b^3 R^2 e^{-R/b}) = \\
& E_1 + \frac{e^2 b^2}{8\pi \epsilon_0 R^3} \left(12 + \frac{R^3}{b^3} - 3\frac{R^2}{b^2} - 12e^{-R/b} - 12\frac{R}{b} e^{-R/b} - 3\frac{R^2}{b^2} e^{-R/b} \right)
\end{aligned} \tag{13.37}$$

Using ?? we get that:

$$E_\phi = E_1 + \frac{\pi \epsilon_0 \hbar^4}{2e^2 m_e R^3} \left(12 + \frac{R^3}{b^3} - 3\frac{R^2}{b^2} - 12e^{-R/b} - 12\frac{R}{b} e^{-R/b} - 3\frac{R^2}{b^2} e^{-R/b} \right) \tag{13.38}$$

We can see that for $R/b \rightarrow 0$ the solution is E_1 again.

For the second level of energy we are going to assume a mix degenerates-tate. We are going to solve the system getting a 4x4 matrix following the steps from the previous section in degenerate states. The initial state and the energy are going to be defined as:

$$\begin{aligned}
\phi_0 &= C_0 |n=2, j=0, m=0\rangle + \\
& + C_1 |n=2, j=1, m=1\rangle + \\
& + C_2 |n=2, j=1, m=0\rangle + \\
& + C_3 |n=2, j=1, m=-1\rangle
\end{aligned} \tag{13.39}$$

$$\phi_0 = C_0 |1\rangle + C_1 |2\rangle + C_2 |3\rangle + C_3 |4\rangle$$

$$\mu_0 = E_2$$

Im going to use this labels just for sake of simplicity. The matrix is going

to look like:

$$\begin{bmatrix} \langle 1|V_1|1\rangle & \langle 1|V_1|2\rangle & \langle 1|V_1|3\rangle & \langle 1|V_1|4\rangle \\ \langle 2|V_1|1\rangle & \langle 2|V_1|2\rangle & \langle 2|V_1|3\rangle & \langle 2|V_1|4\rangle \\ \langle 3|V_1|1\rangle & \langle 3|V_1|2\rangle & \langle 3|V_1|3\rangle & \langle 3|V_1|4\rangle \\ \langle 4|V_1|1\rangle & \langle 4|V_1|2\rangle & \langle 4|V_1|3\rangle & \langle 4|V_1|4\rangle \end{bmatrix} \quad (13.40)$$

We have to get the eigenvalues of this matrix to get μ_1 , but this is matrix is going to be a diagonal matrix because V_1 only depends on r , which implies that the inner product is going to be proportional to $\delta_{j1,j2}\delta_{m1,m2}$ and because all the degenerate states have different j or m values the inner product of every different function with V_1 is going to be 0.

$$\begin{bmatrix} \langle 1|V_1|1\rangle & 0 & 0 & 0 \\ 0 & \langle 2|V_1|2\rangle & 0 & 0 \\ 0 & 0 & \langle 3|V_1|3\rangle & 0 \\ 0 & 0 & 0 & \langle 4|V_1|4\rangle \end{bmatrix} \quad (13.41)$$

The eigenvalues of this matrix is going to be the own values. Only the exact calculation of one of them is gonna be provided, the rest are solve in a similar way.

$$\begin{aligned} \langle 1|V_1|1\rangle &= \\ & \int_0^{2\pi} \int_0^\pi \int_0^R \psi_{2,0,0}^* V_1 \psi_{2,0,0} r^2 \sin\theta dr d\theta d\phi = \\ &= \frac{e^2}{128b^3\epsilon_0 R^3} \left(-(2688b^5 + 1344Rb^4 + 288R^2b^3 + 36R^3b^2 + 3R^4b) e^{-\frac{R}{b}} + \right. \\ &= \frac{e^2b^2}{128\epsilon_0 R^3} \left(-(2688 + 1344\frac{R}{b} + 288\frac{R^2}{b^2} + 36\frac{R^3}{b^3} + 3\frac{R^4}{b^4}) e^{-R/2b} + 2688 - 48\frac{R^2}{b^2} + 4\frac{R^3}{b^3} \right) \end{aligned} \quad (13.42)$$

Again we can see that if we find the limit $R/b \rightarrow 0$ we get that this inner product is 0, recovering the energy without the perturbation. The other energies can be calculated in a similar way.

$$\begin{aligned} \langle 2|V_1|2\rangle &= \langle 3|V_1|3\rangle = \langle 4|V_1|4\rangle = \\ &= \frac{e^2b^2}{2^{11}3\epsilon_0 R^3} \left(- \left(92160 + 46080\frac{R}{b} + 9216\frac{R^2}{b^2} + 960\frac{R^3}{b^3} + 48\frac{R^4}{b^4} \right) e^{-R/2b} + \right. \\ & \quad \left. + 92160 - 2304\frac{R^2}{b^2} + 192\frac{R^3}{b^3} \right) \end{aligned} \quad (13.43)$$

This implies that we have a different energy dephase, one for the state $|1\rangle$ and another for the other states, so both energies are going to change but the ones with $j=1$ are going to keep being the same value and the one with $j=0$ is going to separate from the other two. This was expected because V_1 only depends on r .

13.5 Constant electric field

Like in the previous section we are going to find the potential first. Let's assume that we have a constant electric potential going into the z direction like the one in Figure ??.

This electric field is going to affect both the proton and the electron, is going to "attract" the proton to the electron and the electron to the proton in the z direction, which implies that following the concepts from Chapter 1, we can consider a potential like:

$$U = -qE_0|z_1 - z_2| = -qE_0z \quad (13.44)$$

Where q is the absolute value of the charge of the electron. This potential is what we called V_1 in the theory section, so the final potential is going to look like:

$$V = H_0 + V_1 = H_0 - qE_0z = H_0 - qE_0r \cos(\theta) \quad (13.45)$$

Now we can get the perturbation energy.

$$E_\phi = E_1 + \langle n = 1, j = 0, m = 0 | V_1 | n = 1, j = 0, m = 0 \rangle \quad (13.46)$$

Where E_1 is the energy of the first state of the hydrogen atom and the function is the one that correspond to this energy. The inner product is going to be:

$$\begin{aligned} & \langle n = 1, j = 0, m = 0 | V_1 | n = 1, j = 0, m = 0 \rangle = \\ & \int_0^{2\pi} \int_0^\pi \int_0^\infty \psi_{1,0,0}^* V_1 \psi_{1,0,0} r^2 \sin\theta dr d\theta d\phi = \\ & = 2\pi \int_0^\pi \sin\theta \cos\theta d\theta \int_0^\infty \frac{-1}{8\pi b^3} e^{-r/b} qE_0 r^3 dr = \\ & = [2\pi][0] \left[\int_0^\infty \frac{-1}{8\pi b^3} e^{-r/b} qE_0 r^3 dr \right] = 0 \end{aligned} \quad (13.47)$$

This implies that the perturbation energy in the first order is 0, we are going to get the second order, but only counting the four states from the second energy level of the hydrogen atom.

$$\begin{aligned} \mu_2 = & \frac{\langle n=2, j=0, m=0 | V_1 | n=1, j=0, m=0 \rangle \langle n=1, j=0, m=0 | V_1 | n=2, j=0, m=0 \rangle}{E_1 - E_2} + \\ & + \frac{\langle n=2, j=1, m=1 | V_1 | n=1, j=0, m=0 \rangle \langle n=1, j=0, m=0 | V_1 | n=2, j=1, m=1 \rangle}{E_1 - E_2} + \\ & + \frac{\langle n=2, j=1, m=0 | V_1 | n=1, j=0, m=0 \rangle \langle n=1, j=0, m=0 | V_1 | n=2, j=1, m=0 \rangle}{E_1 - E_2} + \\ & + \frac{\langle n=2, j=1, m=-1 | V_1 | n=1, j=0, m=0 \rangle \langle n=1, j=0, m=0 | V_1 | n=2, j=1, m=-1 \rangle}{E_1 - E_2} \end{aligned} \quad (13.48)$$

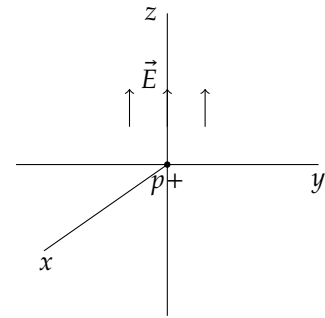


Figure 13.2: Constant electric field going into the z direction

We are assuming that the third, fourth,... states are going to give us much smaller contributions.

This calculation that looks so complicated can be simplified knowing that the inner product is going to be 0 if $j_1 = j_2$ or if $m_1 \neq m_2$. The only term that survives is the third one.

$$\mu_2 = \frac{\langle n = 2, j = 1, m = 0 | V_1 | n = 1, j = 0, m = 0 \rangle \langle n = 1, j = 0, m = 0 | V_1 | n = 2, j = 1, m = 0 \rangle}{E_1 - E_2} \quad (13.49)$$

The inner product is going to be:

$$\begin{aligned} & \int_0^{2\pi} \int_0^\pi \int_0^\infty \psi_{2,1,0}^* V_1 \psi_{1,0,0} r^2 \sin\theta dr d\theta d\phi = \\ & \int_0^{2\pi} d\phi \int_0^\pi \sin\theta \cos^2\theta d\theta \int_0^\infty \sqrt{\frac{1}{2^1 3\pi^2 b^8}} e^{3r/4b} r^4 dr = \\ & = [2\pi] \left[\frac{2}{3} \right] \left[\frac{qE_0}{2^6 \pi b^4 \sqrt{2}} \frac{4! 4^5 b^5}{3^5} \right] = \\ & = \frac{qE_0 \sqrt{2} 2^8 b}{3^5} \end{aligned} \quad (13.50)$$

The function doesn't include any complex term, so we can say:

$$\begin{aligned} & \langle n = 2, j = 1, m = 0 | V_1 | n = 1, j = 0, m = 0 \rangle = \\ & = \langle n = 1, j = 0, m = 0 | V_1 | n = 2, j = 1, m = 0 \rangle = \\ & = \frac{qE_0 \sqrt{2} 2^8 b}{3^5} \end{aligned} \quad (13.51)$$

The final energy would be:

$$E_\phi = E_1 + \mu_1 \mu_2 = E_1 + 0 + \frac{\left(\frac{qE_0 \sqrt{2} 2^8 b}{3^5} \right)^2}{E_2 - E_1} \quad (13.52)$$

The first order perturbation for the second level of energy is going to be solve by finding the eigenvectors of the matrix:

$$\begin{bmatrix} \langle 1 | V_1 | 1 \rangle & \langle 1 | V_1 | 2 \rangle & \langle 1 | V_1 | 3 \rangle & \langle 1 | V_1 | 4 \rangle \\ \langle 2 | V_1 | 1 \rangle & \langle 2 | V_1 | 2 \rangle & \langle 2 | V_1 | 3 \rangle & \langle 2 | V_1 | 4 \rangle \\ \langle 3 | V_1 | 1 \rangle & \langle 3 | V_1 | 2 \rangle & \langle 3 | V_1 | 3 \rangle & \langle 3 | V_1 | 4 \rangle \\ \langle 4 | V_1 | 1 \rangle & \langle 4 | V_1 | 2 \rangle & \langle 4 | V_1 | 3 \rangle & \langle 4 | V_1 | 4 \rangle \end{bmatrix} \quad (13.53)$$

Where the functions are defined as in the previous problem. We know that if $j_1 = j_2$ or if $m_1 \neq m_2$.

$$\begin{bmatrix} 0 & 0 & \langle 1 | V_1 | 3 \rangle & 0 \\ 0 & 0 & 0 & 0 \\ \langle 3 | V_1 | 1 \rangle & 0 & 0 & 0 \\ 0 & 0 & 0 & 0 \end{bmatrix} \quad (13.54)$$

The eigenvalues are going to be given by the equation:

$$p(\lambda) = \lambda^2 - (\langle 1|V_1|3\rangle)^2 = 0 \quad (13.55)$$

Because the matrix is hermitian. The eigenvalues are going to be $\lambda = 0$ and $\lambda = \pm\langle 1|V_1|3\rangle$.

The inner product is:

$$\begin{aligned} \langle 1|V_1|3\rangle &= \\ &= \int_0^{2\pi} \int_0^\pi \int_0^\infty \psi_{1,0,0}^* V_1 \psi_{2,1,0} r^2 \sin\theta dr d\theta d\phi = \\ &= \frac{4\pi}{3} \frac{-qE_0}{b^4 2^8 \pi} \int_0^\infty e^{-r/b} r^4 \left(1 - \frac{r}{4b}\right) dr = \\ &= 6qE_0b \end{aligned} \quad (13.56)$$

One of the states is going to increase the energy by $6qE_0b$ and the other one is going to decrease the energy by the same amount. The states with $m \neq 0$ are going to remain constant.

13.6 Harmonic oscillator with a perturbation in 1D

This time let's directly assume that we have a Hamiltonian that looks like:

$$H = H_0 + V_1 = H_0 + \lambda x \quad (13.57)$$

Where H_0 is the energy that correspond to the Harmonic Oscillator problem saw in Chapter 7, were the energy is defined as:

$$\mu_0 = E_0 = \left(n + \frac{1}{2}\right) \hbar\omega \quad (13.58)$$

Where ω is defined in ??

We can define V_1 in terms of the operators defined in ??.

$$V_1 = \lambda x = \lambda b y = \lambda b \frac{\sqrt{2}}{2} (a^\dagger + a) \quad (13.59)$$

We can directly see that the first order energies is going to be 0.

$$\mu_1 = \langle n|V_1|n\rangle = \lambda b \frac{\sqrt{2}}{2} \langle n|(a^\dagger + a)|n\rangle = 0 \quad (13.60)$$

This is zero because the inner product of the n^{th} state with the next or the previous state is zero. The second order approximation is going to be:

$$\begin{aligned} \sum_{m \neq n} \frac{\langle n|V_1|m\rangle\langle m|V_1|n\rangle}{E_n - E_m} &= \\ &= \frac{\langle n|V_1|n+1\rangle\langle n+1|V_1|n\rangle}{E_n - E_{n+1}} + \frac{\langle n|V_1|n-1\rangle\langle n-1|V_1|n\rangle}{E_n - E_{n-1}} \end{aligned} \quad (13.61)$$

Because all the other terms are going to be zero.

$$\begin{aligned} \frac{\langle n|V_1|n+1\rangle\langle n+1|V_1|n\rangle}{E_n - E_{n+1}} &= \\ &= \frac{\frac{\lambda b\sqrt{2}}{2}(\langle n|a^\dagger|n+1\rangle + \langle n|a|n+1\rangle) \cdot \frac{\lambda b\sqrt{2}}{2}(\langle n+1|a^\dagger|n\rangle + \langle n+1|a|n\rangle)}{\hbar\omega} = \\ &= \frac{\frac{\lambda^2 b^2 (n+1)}{2}}{\hbar\omega} = \frac{\lambda^2 (n+1)^2}{2m\omega^2} \end{aligned} \quad (13.62)$$

The other term is going to be the same but with the $n - 1$ state.

$$\begin{aligned} \frac{\langle n|V_1|n-1\rangle\langle n-1|V_1|n\rangle}{E_n - E_{n-1}} &= \\ &= \frac{\frac{\lambda b\sqrt{2}}{2}(\langle n|a^\dagger|n-1\rangle + \langle n|a|n-1\rangle) \cdot \frac{\lambda b\sqrt{2}}{2}(\langle n-1|a^\dagger|n\rangle + \langle n-1|a|n\rangle)}{-\hbar\omega} = \\ &= \frac{\frac{\lambda^2 b^2 (n)}{2}}{-\hbar\omega} = -\frac{\lambda^2 (n)}{2m\omega^2} \end{aligned} \quad (13.63)$$

The total energy looks like:

$$E_\phi = E_n + \mu_2 = \left(n + \frac{1}{2}\right)\hbar\omega + \frac{\lambda^2}{2m\omega^2} \quad (13.64)$$

13.7 Harmonic oscillator with $V_1 = x^4$.

This problem is going to be solved similarly to the previous one but now our hamiltonian is:

$$H = H_0 + \lambda x^4 = H_0 + \lambda b^4 y^4 \quad (13.65)$$

We again can express V_1 in terms of the operators.

$$V_1 = \lambda b^4 y^4 = \lambda b^4 \frac{1}{4} (a^\dagger + a)^4 \quad (13.66)$$

The first order is not going to be zero as before, in this case, we are going to have 6 terms that are going to be nonzero when we calculate μ_1 and all

the rest are going to be zero.

$$\begin{aligned}
\mu_1 &= \langle n|V_1|n\rangle = \frac{\lambda b^4}{4} \langle n|(a + a^\dagger)^4|n\rangle = \\
&= \frac{\lambda b^4}{4} (\langle n|(aaa^\dagger a^\dagger)|n\rangle) + \\
&\quad \frac{\lambda b^4}{4} (\langle n|(aa^\dagger aa^\dagger)|n\rangle) + \\
&\quad \frac{\lambda b^4}{4} (\langle n|(a^\dagger aaa^\dagger)|n\rangle) + \quad (13.67) \\
&\quad \frac{\lambda b^4}{4} (\langle n|(a^\dagger aa^\dagger a)|n\rangle) + \\
&\quad \frac{\lambda b^4}{4} (\langle n|(aa^\dagger a^\dagger a)|n\rangle) + \\
&\quad \frac{\lambda b^4}{4} (\langle n|(a^\dagger a^\dagger aa)|n\rangle)
\end{aligned}$$

Solving the inner products we get:

$$\begin{aligned}
\mu_1 &= \frac{\lambda b^4}{4} [(n+2)(n+1) + (n+1)^2 + 2(n+1)(n) + n^2 + n(n-1)] = \\
\mu_1 &= \frac{\lambda b^4}{4} (6n^2 + 5n + 3) = \frac{\lambda \hbar^2}{4m^2\omega^2} (6n^2 + 5n + 3) \quad (13.68)
\end{aligned}$$

The fractional correction is going to be:

$$\frac{\mu_1}{E_n + \mu_1} = \frac{\frac{\lambda \hbar^2}{4m^2\omega^2} (6n^2 + 5n + 3)}{(n + \frac{1}{2}) \hbar\omega + \frac{\lambda \hbar^2}{4m^2\omega^2} (6n^2 + 5n + 3)} \quad (13.69)$$

The Harmonic Oscillator in 3D

14

We are going to start from equation ??, that was our Schoringüer Wave Equation in 3D before aplying the potential.

$$\frac{\partial^2 W}{\partial^2 r} + \frac{2(j+1)}{r} \frac{\partial W}{\partial r} + \frac{2m}{\hbar^2} [E - V(r)] W = 0 \quad (14.1)$$

The potential is going to be given by the expression:

$$V = \frac{1}{2} k(x^2 + y^2 + z^2) = \frac{1}{2} k r^2 \quad (14.2)$$

We are going to change our variable.

$$r = b u \quad (14.3)$$

$$W(r = b u) = \chi(u)$$

We are going to substitute the variable in the Schoringüer Wave Equation.

$$\frac{1}{b^2} \frac{\partial^2 \chi}{\partial^2 r} + \frac{2(j+1)}{b^2 u} \frac{\partial \chi}{\partial u} + \left(\frac{2mE}{\hbar^2} + \frac{2m}{\hbar^2} \frac{1}{2} k b^2 u^2 \right) \chi = 0 \quad (14.4)$$

APPENDIX

Notation

The next list describes several symbols that will be later used within the body of the document.

- c Speed of light in a vacuum inertial frame
 h Planck constant

Greek Letters with Pronunciations

Character	Name	Character	Name
α	alpha <i>AL-fuh</i>	ν	nu <i>NEW</i>
β	beta <i>BAY-tuh</i>	ξ, Ξ	xi <i>KSIGH</i>
γ, Γ	gamma <i>GAM-muh</i>	\omicron	omicron <i>OM-uh-CRON</i>
δ, Δ	delta <i>DEL-tuh</i>	π, Π	pi <i>PIE</i>
ϵ	epsilon <i>EP-suh-lon</i>	ρ	rho <i>ROW</i>
ζ	zeta <i>ZAY-tuh</i>	σ, Σ	sigma <i>SIG-muh</i>
η	eta <i>AY-tuh</i>	τ	tau <i>TOW (as in cow)</i>
θ, Θ	theta <i>THAY-tuh</i>	υ, Υ	upsilon <i>OOP-suh-LON</i>
ι	iota <i>eye-OH-tuh</i>	ϕ, Φ	phi <i>FEE, or FI (as in hi)</i>
κ	kappa <i>KAP-uh</i>	χ	chi <i>KI (as in hi)</i>
λ, Λ	lambda <i>LAM-duh</i>	ψ, Ψ	psi <i>SIGH, or PSIGH</i>
μ	mu <i>MEW</i>	ω, Ω	omega <i>oh-MAY-guh</i>

Capitals shown are the ones that differ from Roman capitals.

Alphabetical Index

preface, v