
Biological Diversity

Frontiers in Measurement and Assessment

EDITED BY

Anne E. Magurran

*Professor of Ecology & Evolution,
University of St Andrews, UK*

and

Brian J. McGill

*Assistant Professor, School of Biology and Ecology
& Sustainability Solutions Initiative, University of Maine, USA*

OXFORD
UNIVERSITY PRESS

OXFORD

UNIVERSITY PRESS

Great Clarendon Street, Oxford OX2 6DP

Oxford University Press is a department of the University of Oxford.

It furthers the University's objective of excellence in research, scholarship,
and education by publishing worldwide in

Oxford New York

Auckland Cape Town Dar es Salaam Hong Kong Karachi

Kuala Lumpur Madrid Melbourne Mexico City Nairobi

New Delhi Shanghai Taipei Toronto

With offices in

Argentina Austria Brazil Chile Czech Republic France Greece

Guatemala Hungary Italy Japan Poland Portugal Singapore

South Korea Switzerland Thailand Turkey Ukraine Vietnam

Oxford is a registered trademark of Oxford University Press
in the UK and in certain other countries

Published in the United States

by Oxford University Press Inc., New York

© Oxford University Press 2011

The moral rights of the authors have been asserted

Database right Oxford University Press (maker)

First published 2011

All rights reserved. No part of this publication may be reproduced,
stored in a retrieval system, or transmitted, in any form or by any means,
without the prior permission in writing of Oxford University Press,
or as expressly permitted by law, or under terms agreed with the appropriate
reprographics rights organization. Enquiries concerning reproduction
outside the scope of the above should be sent to the Rights Department,
Oxford University Press, at the address above

You must not circulate this book in any other binding or cover
and you must impose the same condition on any acquirer

British Library Cataloguing in Publication Data

Data available

Library of Congress Cataloging-in-Publication Data

Biological diversity : frontiers in measurement and assessment / edited by

Anne E. Magurran and Brian J. McGill.

p. cm.

ISBN 978-0-19-958067-5

1. Biodiversity. 2. Biodiversity—Monitoring. 3. Biodiversity conservation.

I. Magurran, Anne E., 1955– II. McGill, Brian J.

QH541.15.B56B587 2010

578.7—dc22 2010029049

Typeset by SPI Publisher Services, Pondicherry, India

Printed in Great Britain

on acid-free paper by

CPI Antony Rowe, Chippenham, Wiltshire

ISBN 978-0-19-958066-8 (Hbk.)

978-0-19-958067-5 (Pbk.)

1 3 5 7 9 10 8 6 4 2

Estimating species richness

Nicholas J. Gotelli and Robert K. Colwell

4.1 Introduction

Measuring species richness is an essential objective for many community ecologists and conservation biologists. The number of species in a local assemblage is an intuitive and natural index of community structure, and patterns of species richness have been measured at both small (e.g. Blake & Loiselle 2000) and large (e.g. Rahbek & Graves 2001) spatial scales. Many classic models in community ecology, such as the MacArthur–Wilson equilibrium model (MacArthur & Wilson 1967) and the intermediate disturbance hypothesis (Connell 1978), as well as more recent models of neutral theory (Hubbell 2001), metacommunity structure (Holyoak et al. 2005), and biogeography (Gotelli et al. 2009) generate quantitative predictions of the number of coexisting species. To make progress in modelling species richness, these predictions need to be compared with empirical data. In applied ecology and conservation biology, the number of species that remain in a community represents the ultimate ‘scorecard’ in the fight to preserve and restore perturbed communities (e.g. Brook et al. 2003).

Yet, in spite of our familiarity with species richness, it is a surprisingly difficult variable to measure. Almost without exception, species richness can be neither accurately measured nor directly estimated by observation because the observed number of species is a downward-biased estimator for the complete (total) species richness of a local assemblage. Hundreds of papers describe statistical methods for correcting this bias in the estimation of species richness (see also Chapter 3), and special protocols and methods have been developed for estimating species richness for particular taxa (e.g. Agosti et al. 2000). Nevertheless, many recent

studies continue to ignore some of the fundamental sampling and measurement problems that can compromise the accurate estimation of species richness (Gotelli & Colwell 2001).

In this chapter we review the basic statistical issues involved with species richness estimation. Although a complete review of the subject is beyond the scope of this chapter, we highlight sampling models for species richness that account for undersampling bias by adjusting or controlling for differences in the number of individuals and the number of samples collected (rarefaction) as well as models that use abundance or incidence distributions to estimate the number of undetected species (estimators of asymptotic richness).

4.2 State of the field

4.2.1 Sampling models for biodiversity data

Although the methods of estimating species richness that we discuss can be applied to assemblages of organisms that have been identified by genotype (e.g. Hughes et al. 2000), to species, or to some higher taxonomic rank, such as genus or family (e.g. Bush & Bambach 2004), we will write ‘species’ to keep it simple. Because we are discussing estimation of species richness, we assume that one or more *samples* have been taken, by collection or observation, from one or more *assemblages* for some specified group or groups of organisms. We distinguish two kinds of data used in richness studies: (1) *incidence data*, in which each species detected in a sample from an assemblage is simply noted as being present, and (2) *abundance data*, in which the abundance of each species is tallied within each sample. Of course, abundance data can always be converted to incidence data, but not the reverse.

Box 4.1 Observed and estimated richness

S_{obs} is the total number of species observed in a sample, or in a set of samples.

S_{est} is the estimated number of species in the assemblage represented by the sample, or by the set of samples, where *est* is replaced by the name of an estimator.

Abundance data. Let f_k be the number of species each represented by exactly k individuals in a single sample.

Thus, f_0 is the number of *undetected* species (species present in the assemblage but not included in the sample), f_1 is the number of *singleton* species, f_2 is the number of *doubleton* species, etc. The total number of individuals in

the sample is $n = \sum_{k=1}^{S_{obs}} f_k$.

Replicated incidence data. Let q_k be the number of species present in exactly k samples in a set of replicate incidence samples. Thus, q_0 is the number of *undetected* species (species present in the assemblage but not included in the set of samples), q_1 is the number of *unique* species, q_2 is the number of *duplicate* species, etc. The total number

of samples is $m = \sum_{k=1}^{S_{obs}} q_k$.

Chao 1 (for abundance data)

$S_{Chao1} = S_{obs} + \frac{f_1^2}{2f_2}$ is the classic form, but is not defined when $f_2 = 0$ (no doubletons).

$S_{Chao1} = S_{obs} + \frac{f_1(f_1-1)}{2(f_2+1)}$ is a bias-corrected form, always obtainable.

$var(S_{Chao1}) = f_2 \left[\frac{1}{2} \left(\frac{f_1}{f_2} \right)^2 + \left(\frac{f_1}{f_2} \right)^3 + \frac{1}{4} \left(\frac{f_1}{f_2} \right)^4 \right]$ for $f_1 > 0$ and $f_2 > 0$ (see Colwell 2009, Appendix B of *EstimateS User's Guide* for other cases and for asymmetrical confidence interval computation).

Chao 2 (for replicated incidence data)

$S_{Chao2} = S_{obs} + \frac{q_1^2}{2q_2}$ is the classic form, but is not defined when $q_2 = 0$ (no duplicates).

$S_{Chao2} = S_{obs} + \frac{(m-1)q_1(q_1-1)}{2(q_2+1)}$ is a bias-corrected form, always obtainable.

$var(S_{Chao2}) = q_2 \left[\frac{1}{2} \left(\frac{q_1}{q_2} \right)^2 + \left(\frac{q_1}{q_2} \right)^3 + \frac{1}{4} \left(\frac{q_1}{q_2} \right)^4 \right]$ for $q_1 > 0$ and $q_2 > 0$ (see Colwell 2009, Appendix B of *EstimateS User's Guide* for other cases and for asymmetrical confidence interval computation).

ACE (for abundance data)

$S_{rare} = \sum_{k=1}^{10} f_k$ is the number of *rare* species in a sample (each with 10 or fewer individuals).

$S_{abund} = \sum_{k=11}^{S_{obs}} f_k$ is the number of *abundant* species in a sample (each with more than 10 individuals).

$n_{rare} = \sum_{k=1}^{10} k f_k$ is the total number of individuals in the rare species.

The sample coverage estimate is $C_{ACE} = 1 - \frac{f_1}{n_{rare}}$, the proportion of all individuals in rare species that are not singletons. Then the ACE estimator of species richness is

$S_{ACE} = S_{abund} + \frac{S_{rare}}{C_{ACE}} + \frac{f_1}{C_{ACE}} \gamma_{ACE}^2$, where γ_{ACE}^2 is the coefficient of variation,

$$\gamma_{ACE}^2 = \max \left[\frac{S_{rare}}{C_{ACE}} \frac{\sum_{k=1}^{10} k(k-1)f_k}{(n_{rare})(n_{rare}-1)} - 1, 0 \right]$$

The formula for ACE is undefined when all rare species are singletons ($f_1 = n_{rare}$, yielding $C_{ACE} = 0$). In this case, compute the bias-corrected form of Chao1 instead.

ICE (for incidence data)

$S_{infr} = \sum_{k=1}^{10} q_k$ is the number of *infrequent* species in a sample (each found in 10 or fewer samples).

$S_{freq} = \sum_{k=11}^{S_{obs}} q_k$ is the number of *frequent* species in a sample (each found in more than 10 samples).

$n_{infr} = \sum_{k=1}^{10} k q_k$ is the total number of incidences in the infrequent species.

The sample coverage estimate is $C_{ICE} = 1 - \frac{q_1}{n_{infr}}$, the proportion of all incidences of infrequent species that are not uniques. Then the ICE estimator of species richness is

$S_{ICE} = S_{freq} + \frac{S_{infr}}{C_{ICE}} + \frac{q_1}{C_{ICE}} \gamma_{ICE}^2$, where γ_{ICE}^2 is the coefficient of variation,

$$\gamma_{ICE}^2 = \max \left[\frac{S_{infr}}{C_{ICE}} \frac{m_{infr}}{(m_{infr}-1)} \frac{\sum_{k=1}^{10} k(k-1)q_k}{(n_{infr})^2} - 1, 0 \right]$$

The formula for ICE is undefined when all infrequent species are uniques ($q_1 = n_{\text{infr}}$, yielding $C_{ICE} = 0$). In this case, compute the bias-corrected form of Chao2 instead.

Jackknife estimators (for abundance data)

The first-order jackknife richness estimator is

$$S_{\text{jackknife1}} = S_{\text{obs}} + f_1$$

The second-order jackknife richness estimator is

$$S_{\text{jackknife2}} = S_{\text{obs}} + 2f_1 - f_2$$

Jackknife estimators (for incidence data)

The first-order jackknife richness estimator is

$$S_{\text{jackknife1}} = S_{\text{obs}} + q_1 \left(\frac{m-1}{m} \right)$$

The second-order jackknife richness estimator is

$$S_{\text{jackknife2}} = S_{\text{obs}} + \left[\frac{q_1(2m-3)}{m} - \frac{q_2(m-2)^2}{m(m-1)} \right]$$

By their nature, sampling data document only the verified *presence* of species in samples. The absence of a particular species in a sample may represent either a true absence (the species is not present in the assemblage) or a false absence (the species is present, but was not detected in the sample; see Chapter 3). Although the term ‘presence/absence data’ is often used as a synonym for incidence data, the importance of distinguishing true absences from false ones (not only for richness estimation, but in modelling contexts, e.g. Elith et al. 2006) leads us to emphasize that incidence data are actually ‘presence data’. Richness estimation methods for abundance data assume that organisms can be sampled and identified as distinct individuals. For clonal and colonial organisms, such as many species of grasses and corals, individuals cannot always be separated or counted, but methods designed for incidence data can nonetheless be used if species presence is recorded within standardized quadrats or samples (e.g. Butler & Chazdon 1998).

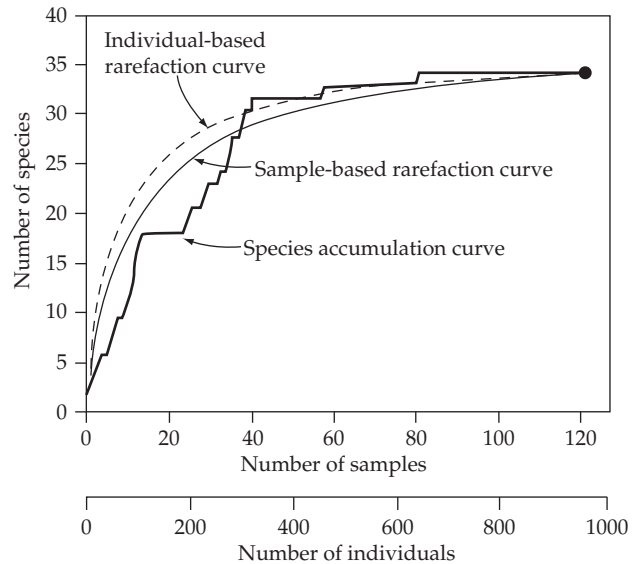
Snacking from a jar of mixed jellybeans provides a good analogy for biodiversity sampling (Longino et al. 2002). Each jellybean represents a single individual, and the different colours represent the different species in the jellybean ‘assemblage’—in a typical sample, some colours are common, but most are rare. Collecting a sample of biodiversity data is equivalent to taking a small handful of jellybeans from the jar and examining them one by one. From this incomplete sample, we try to make

inferences about the number of colours (species) in the entire jar. This process of statistical inference depends critically on the biological assumption that the community is ‘closed,’ with an unchanging total number of species and a steady species abundance distribution. Jellybeans may be added or removed from the jar, but the proportional representation of colours is assumed to remain the same. In an open metacommunity, in which the assemblage changes size and composition through time, it may not be possible to draw valid inferences about community structure from a snapshot sample at one point in time (Magurran 2007). Few, if any, real communities are completely ‘closed’, but many are sufficiently circumscribed that that richness estimators may be used, but with caution and caveats.

For all of the methods and metrics (Box 4.1) that we discuss in this chapter, we make the closely related statistical assumption that sampling is *with replacement*. In terms of collecting inventory data from nature, this assumption means either that individuals are recorded, but not removed, from the assemblage (e.g. censusing trees in a plot) or, if they are removed, the proportions remaining are unchanged by the sampling.

This framework of sampling, counting, and identifying individuals applies not only to richness estimation, but also to many other questions in the study of biodiversity, including the characterization of the species abundance distribution (see Chapter 9) and partitioning diversity into α and β components (see Chapters 6 and 7).

Figure 4.1 Species accumulation and rarefaction curves. The *jagged line* is the *species accumulation curve* for one of many possible orderings of 121 soil seedbank samples, yielding a total of 952 individual tree seedlings, from an intensive census of a plot of Costa Rican rainforest (Butler & Chazdon 1998). The cumulative number of tree species (*y*-axis) is plotted as a function of the cumulative number of samples (upper *x*-axis), pooled in random order. The smooth, *solid line* is the *sample-based rarefaction curve* for the same data set, showing the mean number of species for all possible combinations of 1, 2, ..., m^* , ..., 121 actual samples from the dataset—this curve plots the statistical expectation of the (sample-based) species accumulation curve. The *dashed line* is the *individual-based rarefaction curve* for the same data set—the expected number of species for (m^*) (952/121) individuals, randomly chosen from all 952 individuals (lower *x*-axis). The black dot indicates the total richness for all samples (or all individuals) pooled. The sample-based rarefaction curve lies below the individual-based rarefaction curve because of spatial aggregation within species. This is a very typical pattern for empirical comparisons of sample-based and individual-based rarefaction curves.



4.2.2 The species accumulation curve

Consider a graph in which the *x*-axis is the number of individuals sampled and the *y*-axis is the cumulative number of species recorded (Fig. 4.1, lower *x*-axis). Imagine taking one jellybean at a time from the jar, at random. As more individuals (jellybeans) are sampled, the total number of species (colours) recorded in the sample increases, and a *species accumulation curve* is generated. Of course, the first individual drawn will represent exactly one species new to the sample, so all species accumulation curves based on individual organisms originate at the point [1,1]. The next individual drawn will represent either the same species or a species new to the sample. The probability of drawing a new species will depend both on the complete number of species in the assemblage and their relative abundances. The more species in the assemblage and the more even the species abundance distribution (see Chapter 9), the more rapidly this curve will rise. In contrast, if the species abundance distribution is highly uneven (a few common species and many rare ones, for example), the curve will rise more slowly, even at the outset, because most of the individuals sampled will represent more common species that have already been added to the sample, rather than rarer ones that have yet to be detected.

Regardless of the species abundance distribution, this curve increases monotonically, with a decelerating slope. For a given sample, different stochastic realizations of the order in which the individuals in the sample are added to the graph will produce species accumulation curves that differ slightly from one another. The smoothed average of these individual curves represents the statistical expectation of the species accumulation curve for that particular sample, and the variability among the different orderings is reflected in the variance in the number of species recorded for any given number of individuals. However, this variance is specific, or *conditional*, on the particular sample that we have drawn because it is based only on re-orderings of that single sample. Suppose, instead, we plot the smoothed average of several species accumulation curves, each based on a different handful of jellybeans from the same jar, each handful having the same number of beans. Variation among these smoothed curves from the several independent, random samples represents another source of variation in richness, for a given number of individuals. The variance among these curves is called an *unconditional* variance because it estimates the true variance in richness of the assemblage. The unconditional variance in richness is necessarily

larger than the variance conditional on any single sample.

4.2.3 Climbing the species accumulation curve

In theory, finding out how many species characterize an assemblage means sampling more and more individuals until no new species are found and the species accumulation curve reaches an asymptote. In practice, this approach is routinely impossible for two reasons. First, the number of individuals that must be sampled to reach an asymptote can often be prohibitively large (Chao et al. 2009). The problem is most severe in the tropics, where species diversity is high and most species are rare. For example, after nearly 30 consecutive years of sampling, an ongoing inventory of a tropical rainforest ant assemblage at La Selva, Costa Rica, has still not reached an asymptote in species richness. Each year, one or two new species are added to the local list. In some cases these species are already known from collections at other localities, but in other cases they are new to science (Longino et al. 2002). In other words, biodiversity samples, even very extensive ones, often fall short of revealing the complete species richness for an assemblage, representing some unspecified milestone along a slowly rising species accumulation curve with an unknown destination.

A second reason that the species accumulation curve cannot be used to directly determine species richness is that, in field sampling, ecologists almost never collect random individuals in sequence. Instead, individual plants or mobile animals are often recorded from transects or points counts, or individual organisms are collected in pitfall and bait traps, sweep samples, nets, plankton tows, water, soil, and leaf litter samples, and other taxon-specific sampling units that capture multiple individuals (Southwood & Henderson 2000). Although these samples can, under appropriate circumstances, be treated as independent of one another, the individuals accumulated within a single sample do not represent independent observations. Although individuals contain the biodiversity 'information' (species identity), it is the samples that represent the statistically independent replicates for analysis. When spatial and temporal

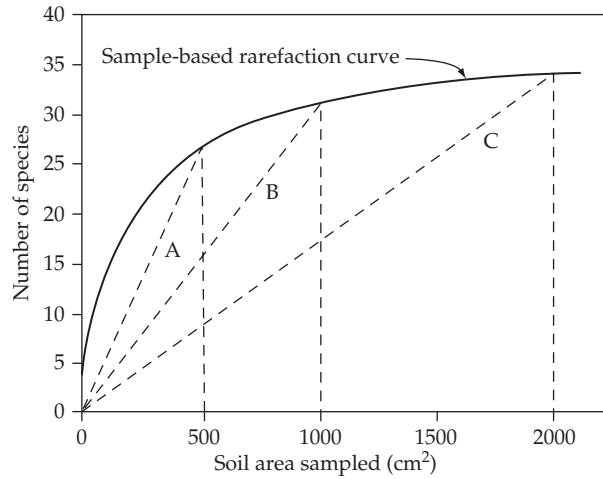
autocorrelation is taken into account, the samples themselves may be only partially independent. Nevertheless, the inevitable non-independence of individuals within samples can be overcome by plotting a second kind of species accumulation curve, called a *sample-based* species accumulation curve, in which the x -axis is the number of samples and the y -axis is the accumulated number of species (Fig. 4.1, upper x -axis). Because only the identity but not the number of individuals of each species represented within a sample is needed to construct a sample-based species accumulation curve, these curves plot incidence data. This approach is therefore also suitable for clonal and colonial species that cannot be counted as discrete individuals.

4.2.4 Species richness versus species density

The observed number of species recorded in a sample (or a set of samples) is very sensitive to the number of individuals or samples observed or collected, which in turn is influenced by the effective area that is sampled and, in replicated designs, by the spatial arrangement of the replicates. Thus, many measures reported as 'species richness' are effectively measures of species density: the number of species collected in a *particular* total area. For quadrat samples or other methods that sample a fixed area, *species density* is expressed in units of species per *specified* area. Even for traps that collect individuals at a single point (such as a pitfall trap), there is probably an effective sampling area that is encompassed by data collection at a single point.

Whenever sampling is involved, species density is a slippery concept that is often misused and misunderstood. The problem arises from the non-linearity of the species accumulation curve. Consider the species accumulation curve for rainforest seedlings (Butler & Chazdon 1998) in Fig. 4.2, which plots the species of seedlings grown from dormant seed in 121 soil samples, each covering a soil surface area of 17.35 cm² and a depth of 10 cm. The x -axis plots the cumulative surface area of soil sampled. The *slopes* of lines A, B, and C represent species density: *number of species observed* (y), divided by *area-sampled* (x). You can see that species density

Figure 4.2 Species richness and species density are not the same thing. The *solid line* is the *sample-based rarefaction curve* for the same data set as in Fig 4.1, showing the expected species richness of rainforest tree seedlings for 1, 2, ..., m^* , ..., 121 soil samples, each covering a soil surface area of 17.35 cm² and a depth of 10 cm. *Species richness* (*y*-axis) is plotted as a function of the total *soil surface area* sampled (*x*-axis). Because *species density* is the ratio of richness (*y*-coordinate) to area (*x*-coordinate) for any point in the graph, the *slopes* of lines A, B, and C quantify species density for 500, 1000, and 2000 cm², respectively. Clearly, species density estimates depend on the *particular* amount of area sampled. All of the species density slopes over-estimate species number when extrapolated to larger areas, and species density estimates based on differing areas are not comparable.



depends critically not just on area, but on the *specific* amount of area sampled. For this reason, it *never* works to ‘standardize’ the species richness of samples from two or more assemblages by simply dividing observed richness by area sampled (or by any other measure of effort, including number of individuals or number of samples). Estimating species density by calculating the ratio of species richness to area sampled will always grossly over-estimate species density when this index is extrapolated to larger areas, and the size of that bias will depend on the area sampled.

Sometimes, however, ecologists or conservation biologists are interested in species density, for some particular amount of area, in its own right. For example, if only one of two areas, equal in size and cost per hectare, can be purchased to establish a reserve, species density at the scale of the reserve is clearly a variable of interest. Because *species density* is so sensitive to area (and, ultimately, to the number of individuals observed or collected), it is useful to decompose it into the product of two quantities: *species richness* (number of species represented by some *particular* number, N , of individuals) and *total individual density* (number of individuals N , disregarding species, in some *particular* amount of area A):

$$\left(\frac{\text{species}}{\text{area } A}\right) = \left(\frac{\text{species}}{N \text{ individuals}}\right) \times \left(\frac{N \text{ individuals}}{\text{area } A}\right)$$

(James & Wamer 1982). This decomposition demonstrates that the number of species per sampling unit reflects both the underlying species richness and the total number of individuals sampled. If two samples differ in species density, is it because of differences in underlying species richness, differences in abundance, or some combination of both? In other words, how do we meaningfully compare the species richness of collections that probably differ in both the number of individuals and the number of samples collected? Until recently, many ecologists have not recognized this problem. The distinction between species density and species richness has not always been appreciated, and many papers have compared species density using standard parametric statistics, but without accounting for differences in abundance or sampling effort.

One statistical solution is to treat abundance, number of samples, or sample area as a covariate that can be entered into a multiple regression analysis or an analysis of covariance. If the original data (counts and identities of individuals) are not available, this may be the best that we can do. For example, Dunn et al. (2009) assembled a global database of ant species richness from a number of published studies. To control for sampling effects, they used the area, number of samples, and total number of individuals from each sample location as statistical covariates in regression analyses. However, they

did not make the mistake of trying to ‘standardize’ the richness of different samples by dividing the species counts by the area, the number of individuals sampled, or any other measure of effort. As we have repeatedly emphasized, this rescaling produces serious distortions: extrapolations from small sample ratios of species density inevitably lead to gross over-estimates of the number of species expected in larger sample areas (Fig. 4.2 and Figure 4–6 in Gotelli & Colwell 2001).

4.2.5 Individual-based rarefaction

The species accumulation curve itself suggests an intuitive way to compare the richness of two samples (for the same kind of organism) that differ in the number of individuals collected. Suppose one of the two samples has N individuals and S species, and the other has n individuals and s species. The samples differ in the number of individuals present ($N > n$) and will usually differ in the number of species present (typically $S > s$). In the procedure called *rarefaction*, we randomly draw n^* individuals, subsampling *without* replacement from the larger of the two original samples, where $n^* = n$, the size of the smaller original sample. (This re-sampling, without replacement, of individuals from within the sample does not violate the assumption that the process of taking the sample itself did not change the relative abundance of species). Computing the mean number of species, \bar{s}^* , among repeated subsamples of n^* individuals estimates $E(s^*|n^*)$, the expected number of species in a random subsample of n^* individuals from the larger original sample (Fig. 4.1, lower x -axis). The variance of (s^*) , among random re-orderings of individuals, can also be estimated this way along with a parametric 95% confidence interval, or the confidence interval can be estimated from the bootstrapped values (Manly 1991).

A simple test can now be conducted to ask whether s , the observed species richness of the complete smaller sample, falls within the 95% confidence interval of s^* , the expected species richness based on random subsamples of size n from the larger sample (Simberloff 1978). If the observed value falls within the confidence interval, then the hypothesis that the richness of the smaller sample,

based on all n individuals, does not differ from the richness of a subsample of size n^* from the larger sample cannot be rejected at $P \leq 0.05$. If this null hypothesis is not rejected, and the original, unrarefied samples differed in species density, then this difference in species density must be driven by differing numbers of individuals between the two samples. Alternatively, if s is not contained within the confidence interval of s^* , the two samples differ in species richness in ways that cannot be accounted for entirely by differences in abundance and/or sampling effort (at $P \leq 0.05$).

Rarefaction can be used not only to calculate a point estimate of s^* , but also to construct an entire *rarefaction curve* in which the number of individuals randomly subsampled ranges from 1 to N . Rarefaction can be thought of as a method of *interpolating* $E(s^*|n^*)$ the expected number of species, given n^* individuals ($1 \leq n^* \leq N$), between the point $[1, 1]$ and the point $[S, N]$ (Colwell et al. 2004). With progressively smaller subsamples from $N - 1$ to 1, the resulting *individual-based rarefaction curve*, in a sense, is the reverse of the corresponding species accumulation curve, which progressively builds larger and larger samples.

Because this individual-based rarefaction curve is conditional on one particular sample, the variance in s^* , among random re-orderings of individuals, is 0 at both extremes of the curve: with the minimum of only one individual there will always be only one species represented, and with the maximum of N individuals, there will always be exactly S species represented. Hurlbert (1971) and Heck et al. (1975) give analytical solutions for the expectation and the *conditional* variance of s^* , which are derived from the hypergeometric distribution. In contrast, treating the sample (one handful of jellybeans) as representative of a larger assemblage (the jar of jellybeans) requires an estimate of the *unconditional* variance (the variance in $s^*|n^*$ among replicate handfuls of jellybeans from the same jar). The unconditional variance in richness, S , for the full sample of N individuals, must be greater than zero to account for the heterogeneity that would be expected with additional random samples of the same size taken from the entire assemblage. Although Smith & Grassle (1977) derived an estimator for the unconditional variance of $E(s^*|n^*)$,

it is computationally complex and has been little used. R.K. Colwell and C.X. Mao (in preparation) have recently derived an unconditional variance estimator for individual-based rarefaction that is analogous to the unconditional variance estimator for sample-based rarefaction described in Colwell et al. (2004), and discussed below.

Regardless of how the variance is estimated, the statistical significance of the difference in rarefied species richness between two samples will depend, in part, on n , the number of individuals being compared. This sample-size dependence arises because all rarefaction curves based on individuals converge at the point [1,1]. Therefore, no matter how different two assemblages are, rarefaction curves based on samples of individuals drawn at random will not appear to differ statistically if n is too small. In some cases, rarefaction curves may cross at higher values of n , making the results of statistical tests even more dependent on n (e.g. Raup 1975).

To compare multiple samples, each can be rarefied down to a common abundance, which will typically be the total abundance for the smallest of the samples. At that point, the set of s^* values, one for each sample, can be used as a response variable in any kind of statistical analysis, such as ANOVA or regression. This method assumes that the rarefaction curves do not cross (which may be assessed visually), so that their rank order remains the same regardless of the abundance level used. Alternatively, multiple samples from the same assemblage can be used in a *sample-based rarefaction*, which we describe below.

Rarefaction has a long history in ecology and evolution (Sanders 1968; Hurlbert 1971; Raup 1975; Tipper 1979; Järvinen 1982; Chiarucci et al. 2008). The method was proposed in the 1960s and 1970s to compare species number when samples differed in abundance (Tipper 1979), but the same statistical problem had been solved many decades earlier by biogeographers who wanted to estimate species/genus ratios and other taxonomic diversity indices (Järvinen 1982).

Brewer & Williamson (1994) and Colwell & Coddington (1994) pointed out that a very close approximation for the rarefaction curve is the Coleman 'passive sampling' curve,

$$E(s^*) = \sum_{i=1}^S [1 - (1 - n^*/N)^{n_i}], \quad (4.1)$$

in which i indexes species from 1 to S , and n_i is the abundance of species i in the full sample. As a null model for the species–area relationship (see Chapter 20), the Coleman curve assumes that islands of different area randomly intercept individuals and accumulate different numbers of species (Coleman et al. 1982). The individual-based rarefaction curve is very closely analogous to the Coleman curve (and, although mathematically distinct, differs only slightly from it) because relative island area is a proxy for the proportion n^*/N of individuals subsampled from the pooled distribution of all individuals in the original sample (Gotelli 2008).

4.2.6 Sample-based rarefaction

Individual-based rarefaction computes the expected number of species, s^* , in a subsample of n^* individuals drawn at random from a *single* representative sample from an assemblage. In contrast, *sample-based rarefaction* computes the expected number of species s^* when m^* samples ($1 \leq m^* \leq M$) are drawn at random (without replacement) from a *set of samples* that are, collectively, representative of an assemblage (Fig. 4.1, upper x -axis) (Gotelli & Colwell 2001; Colwell et al. 2004). (This re-sampling, without replacement, of samples from within the sample set does not violate the assumption that the process of taking the sample itself did not change the relative abundance of species.) The fundamental difference is that sample-based rarefaction, by design, preserves the spatial structure of the data, which may reflect processes such as spatial aggregation or segregation (see Chapter 12) both within and between species. In contrast, individual-based rarefaction does not preserve the spatial structure of the data and assumes complete random mixing among individuals of all species. Thus, for sample-based rarefaction, $E(s^*|m^*)$ is the expected number of species for m^* pooled samples that express the same patterns of aggregation, association, or segregation as the observed set of samples. For this reason, sample-based rarefaction is a more realistic treatment of the independent

sampling units used in most biodiversity studies. Because sample-based rarefaction requires only incidence data, it can also be used for clonal organisms or for species in which individuals in a sample cannot be easily distinguished or counted.

Operationally, sample-based rarefaction can be carried out by repeatedly selecting and pooling m^* samples at random from the set of samples, and computing the mean and conditional (on the particular set of samples) variance and 95% confidence interval for s^* . On the other hand, $E(s^*|m^*)$ is more easily and accurately computed from combinatorial equations based on the distribution of counts, the number of species found in exactly 1, 2, ..., m^* samples in the set (Ugland et al. 2003; Colwell et al. 2004; see Chiarucci et al. 2008 for a history of this approach). Colwell et al. 2004 also introduced a sample-based version of the Coleman rarefaction model, the results of which closely approximate the true sample-based rarefaction curve.

Ugland et al. (2003) provide an expression for the conditional variance in richness estimates from sample-based rarefaction. Colwell et al. (2004) derived an unconditional variance estimator for sample-based rarefaction that treats the observed set of samples, in turn, as a sample from some larger assemblage, so that the variance in S for all M samples, pooled (the full set of samples), takes some non-zero value. This unconditional variance (and its associated confidence interval (CI)) accounts for the variability expected among replicate sets of samples. Based on unconditional variances for two sample-based rarefaction curves, richness can be compared for any common number of samples (or individuals, as explained below). Using eigenvalue decomposition, Mao & Li (2009) developed a computationally complex method for comparing two sample-based rarefaction curves in their entirety. A much simpler, but approximate, method is to assess, for a desired value of m^* , whether or not the two (appropriately computed) confidence intervals overlap. If the two CIs (calculated from the unconditional variance) are approximately equal, for a type I error rate of $P < 0.05$, the appropriate CI is about 84% (Payton et al. 2003; the z value for 84% CI is 0.994 standard deviations). Basing the

test on the overlap of traditional 95% CIs is overly conservative: richness values that would differ significantly with the 84% interval would often be declared statistically indistinguishable because the 95% intervals for the same pair of samples would overlap (Payton et al. 2003).

An important pitfall to avoid in using sample-based rarefaction to compare richness between sample sets is that the method does not directly control for differences in overall abundance between sets of samples. Suppose two sets of samples are recorded from the same assemblage, but they differ in mean number of individuals per sample (systematically or by chance). When plotted as a function of number of samples (on the x -axis) the sample-based rarefaction curve for the sample set with a higher mean abundance per sample will lie above the curve for the sample set with lower mean abundance because more individuals reveal more species. The solution suggested by Gotelli & Colwell (2001) is to first calculate sample-based rarefaction curves and their variances (or CIs) for each set of samples in the analysis. Next, the curves are re-plotted against an x -axis of individual abundance, rather than number of samples. This re-plotting effectively shifts the points of each individual-based rarefaction curve to the left or the right, depending on the average number of individuals that were collected in each sample. Ellison et al. (2007) used this method to compare the efficacy of ant sampling methods that differed greatly in the average number of individuals per sample (e.g. 2 ants per pitfall trap, versus > 89 ants per plot for standardized hand sampling). Note that if sample-based rarefaction is based on species occurrences rather than abundances, then the rescaled x -axis is the number of species occurrences, not the number of individuals.

4.2.7 Assumptions of rarefaction

To use rarefaction to compare species richness of two (or more) samples or assemblages rigorously, the following assumptions should be met:

1. *Sufficient sampling.* As with any other statistical procedure, the power to detect a difference, if there is one, depends on having

large enough individuals or samples, especially since rarefaction curves necessarily converge towards the origin. Although it is difficult to give specific recommendations, our experience has been that rarefaction curves should be based on at least 20 individuals (individual-based rarefaction) or 20 samples (sample-based rarefaction), and preferably many more.

2. *Comparable sampling methods.* Because all sampling methods have inherent and usually unknown sampling biases that favour detection of some species but not others (see Chapter 3), rarefaction cannot be used to compare data from two different assemblages that were collected with two different methods (e.g. bait samples vs pitfall traps, mist-netting vs point-sampling for birds). However, rarefaction can be used meaningfully to compare the efficacy of different sampling methods that are used in the same area (Longino et al. 2002; Ellison et al. 2007). Also, data from different sampling methods may be pooled in order to maximize the kinds of species that may be sampled with different sampling methods (e.g. ants in Colwell et al. (2008)). However, identical sampling and pooling procedures must be employed to compare two composite collections.
3. *Taxonomic similarity.* The assemblages represented by the two samples should be taxonomically 'similar'. In other words, if two samples that differ in abundance but have rarefaction curves with identical shapes do not share any taxa, we would not want to conclude that the smaller collection is a random subsample of the larger (Tipper 1979). Rarefaction seems most useful when the species composition of the smaller sample appears to be a nested or partially nested subset of the larger collection. Much more powerful methods are now available to test directly for differences in species composition (Chao et al. 2005).
4. *Closed communities of discrete individuals.* The assemblages being sampled should be well circumscribed, with consistent membership. Discrete individuals in a single sample must be countable (individual-based rarefaction) or species presence in multiple samples must be detectable (sample-based rarefaction).
5. *Random placement.* Individual-based rarefaction assumes that the spatial distribution of individuals sampled is random. If individuals within species are spatially aggregated, individual-based rarefaction will over-estimate species richness because it assumes that the rare and common species are perfectly intermixed. Some authors have modified the basic rarefaction equations to include explicit terms for spatial clumping (Kobayashi & Kimura 1994). However, this approach is rarely successful because the model parameters (such as the constants in the negative binomial distribution) cannot be easily and independently estimated for all of the species in the sample. One way to deal with aggregation is to increase the distance or timing between randomly sampled individuals so that patterns of spatial or temporal aggregation are not so prominent. An even better approach is to use sample-based rarefaction, again employing sampling areas that are large enough to overcome small-scale aggregation.
6. *Independent, random sampling.* Individuals or samples should be collected randomly and independently. Both the individual-based and sample-based methods described in this chapter assume that sampling, from nature, does not affect the relative abundance of species (statistically, sampling with replacement). However, if the sample is relatively small compared to the size of the underlying assemblage (which is often the case), the results should be similar for samples collected with or without replacement. More work is needed to derive estimators that can be used for sampling without replacement, which will be important for cases in which the sample represents a large fraction of the total assemblage. Unfortunately, as we have noted earlier, biodiversity data rarely consist of collections of individuals that were sampled randomly. Instead, the data often consist of a series of random and approximately independent samples that contain multiple individuals.

4.2.8 Estimating asymptotic species richness

Consider the species richness of a single biodiversity sample (or the pooled richness of a set of sam-

ples) as the starting point in a graph of richness versus abundance or sample number (the dot at the right-hand end of the curves in Fig. 4.1). Rarefaction amounts to *interpolating* 'backward' from the endpoint of a species accumulation curve, yielding estimates of species richness expected for smaller numbers of individuals or samples. In contrast, using this starting point to estimate the complete richness of the assemblage, including species that were not detected by the sample, can be visualized as *extrapolating* 'forward' along a hypothetical projection the accumulation curve (Colwell et al. 2004, their Figure 4). Two objectives of extrapolation can be distinguished: (1) estimating the richness of a larger sample and (2) estimating the complete richness of the assemblage, visualized as the asymptote of the accumulation curve. Once this asymptote is reached, the species accumulation curve is flat and additional sampling will not yield any additional species.

Why should the species accumulation curve have an asymptote? On large geographical scales, it does not: larger areas accumulate species at a constant or even an increasing rate because expanded sampling incorporates diverse habitat types that support distinctive species assemblages (see Chapter 20). As a consequence, the species accumulation curve continues to increase, and will not reach a final asymptote until it approaches the total area of the biosphere. The subject of *species turnover* is covered by Jost et al. and Magurran (Chapters 6 and 7) and *species-area relationships* are the subject of Chapter 20. In this chapter, we focus on the estimation of species richness at smaller spatial scales—scales at which an asymptote is a reasonable supposition and sampling issues are substantially more important than spatial turnover on habitat mosaics or gradients (Cam et al. 2002). In statistical terms, we assume that samples were drawn independently and at random from the local assemblage, so that the ordering of the samples in time or space is not important. In fact, *unimportance* of sample order is diagnostic of the kinds of sample sets appropriately used by ecologists to assess local species richness (Colwell et al. 2004).

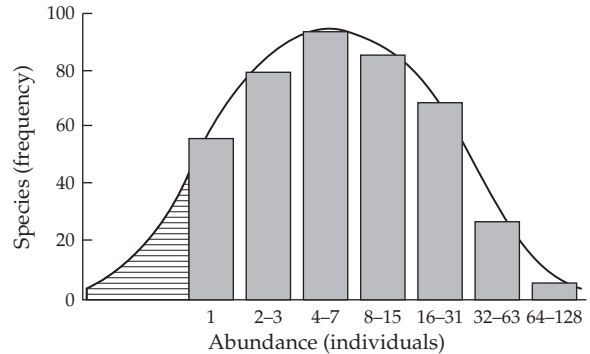
The most direct approach to estimating the species richness asymptote is to fit an asymptotic mathematical function (such as the Michaelis–

Menten function; Keating & Quinn (1998)) to a rarefaction or species accumulation curve. This approach dates back at least to Holdridge et al. (1971), who fitted a negative binomial function to smoothed species accumulation curves to compare the richness of Costa Rica trees at different localities. Many other asymptotic functions have since been explored (reviewed by Colwell & Coddington (1994), Flather (1996), Chao (2005), and Rosenzweig et al. (2003)). Unfortunately, this strictly phenomenological method, despite the advantage that it makes no assumptions about sampling schemes or species abundance distributions, does not seem to work well in practice. Two or more functions may fit a dataset equally well, but yield drastically different estimates of asymptotic richness (Soberón & Llorente 1993; Chao 2005), and variance estimates for the asymptote are necessarily large. Residual analysis often reveals that the popular functions do not correctly fit the shape of empirical species accumulation curves (O'Hara 2005), and this curve-fitting method consistently performs worse than other approaches (Walther & Moore 2005; Walther & Morand 2008). For these reasons, we do not recommend fitting asymptotic mathematical functions as a means of estimating complete species richness of local assemblages.

Mixture models, in which species abundance or occurrence distributions are modelled as a weighted mixture of statistical distributions, offer a completely different, non-parametric approach to extrapolating an empirical rarefaction curve to a larger sample sizes (or a larger set of samples) (reviewed by Mao et al. (2005), Mao & Colwell (2005), and Chao (2005)). Colwell et al. (2004), for example, modelled the sample-based rarefaction curve as a binomial mixture model. However, these models are effective only for a doubling or tripling of the observed sample size. Beyond this point, the variance of the richness estimate increases rapidly. Unless the initial sample size is very large, projecting the curve to an asymptotic value usually requires much more than a doubling or tripling of the initial sample size (Chao et al. 2009), so this method is not always feasible, especially for hyperdiverse taxa (Mao & Colwell 2005).

Another classical approach to estimating asymptotic richness is to fit a species abundance

Figure 4.3 Estimation of asymptotic species richness by fitting a log-normal distribution to a species abundance distribution. The graph shows the number of species of ants in each of seven logarithmically-scaled abundance categories (a total of 435 species collected) in a long-term rainforest inventory in Costa Rica (Longino et al. 2002). The number of undetected species (21 additional species) is estimated by the area marked with horizontal hatching, yielding a predicted complete richness of 456 species.



distribution (see Chapter 9), based on a single sample, to a truncated parametric distribution, then estimate the ‘missing’ portion of the distribution, which corresponds to the undetected species in an assemblage. Fisher et al. (1943) pioneered this approach by fitting a geometric series to a large sample of moths captured at light traps. Relative incidence distributions from replicated sets of samples can be treated in the same way (Longino et al. 2002). The most widely used species abundance distribution for this approach is the log-normal (Fig. 4.3) and its variants (from Preston (1948) to Hubbell (2001)), but other distributions (geometric series, negative binomial, γ , exponential, inverse Gaussian) have also been used. The challenges of fitting the log-normal have been widely discussed (e.g. Colwell & Coddington 1994; Chao 2004; Dornelas et al. 2006; Connolly et al. 2009). One of the limitations of this approach is shared with the extrapolation of fitted parametric functions: two or more species abundance distributions may fit the data equally well, but predict quite different assemblage richness. In addition, the species abundance distribution that fits best may be one that cannot be used to estimate undetected species, such as the widely used log-series distribution (Chao 2004).

The limitations of parametric methods inspired the development of non-parametric richness estimators, which require no assumptions about an underlying species abundance distribution and do not require the fitting of either *a priori* or *ad hoc* models (Chao 2004). These estimators have experienced a meteoric increase in usage in the past two decades, as species richness has become a focus of

biodiversity surveys and conservation issues, and a subject of basic research on the causes and consequences of species richness in natural ecosystems. In Box 4.1, we have listed six of the most widely used and best-performing indices. All the estimators in Box 4.1 depend on a fundamental principle discovered during World War II by Alan Turing and I.J. Good (as reported by Good (1953, 2000)), while cracking the military codes of the German Wehrmacht Enigma coding machine: the abundances of the very rarest species or their frequencies in a sample or set of samples can be used to estimate the frequencies of undetected species. All of the estimators in Box 4.1 correct the observed richness S_{obs} by adding a term based on the number of species represented in a single abundance sample by only one individual (*singletons*), by two (*doubletons*), or by a few individuals. For incidence data, the added term is based on the frequencies of species represented in only one (*uniques*) sample, in two (*duplicates*), or in a few replicate incidence samples.

Fig. 4.4 shows how well one of these estimators, Chao2, estimates the asymptotic richness of the seedbank dataset of Figure 4.1, based on sets of m^* samples chosen at random. The estimator stabilizes after about 30 samples have been pooled. When all 121 samples have been pooled, the estimator suggests that 1–2 additional species still remain undetected.

Only four of the estimators in Box 4.1 (Chao1, ACE, and the two individual-based jackknife estimators) are appropriate for abundance data; the rest require replicated incidence data. Most of the incidence-based estimators were first developed, in

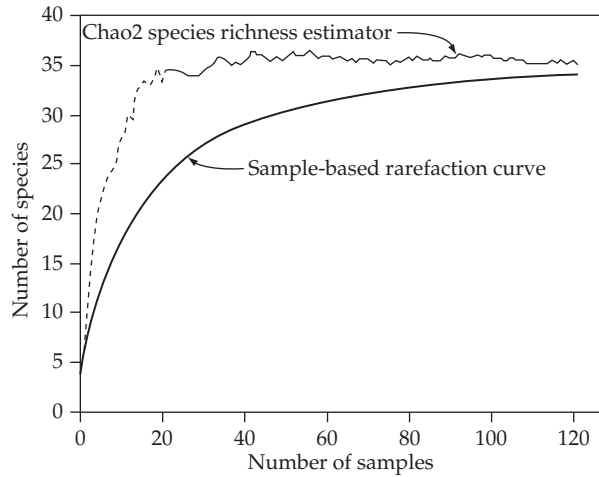


Figure 4.4 Asymptotic species richness estimated by the Chao2 non-parametric richness estimator for the seedbank dataset of Fig. 4.1. Plotted values for Chao2 are means of 100 randomizations of sample order. The estimator stabilizes after only about 30 samples have been pooled. When all 121 samples have been pooled (34 species detected), the estimator suggests that one or two additional species still remain undetected.

biological applications, for capture–recapture methods of population size estimation. The number of samples that include Species X in a set of biodiversity samples corresponds to the number of recaptures of marked Individual X in a capture–recapture study. In species richness estimation, the full assemblage of species, including those species not detected in the set of samples (but susceptible to detection), corresponds, in population size estimation, to the total population size, including those individuals never captured (but susceptible to capture) (Boulinier et al. 1998; Chao 2001, 2004).

Behind the disarming simplicity of Chao1 and Chao2 lies a rigorous body of statistical theory demonstrating that both are robust estimators of *minimum* richness (Shen et al. 2003). ACE and ICE are based on estimating *sample coverage*—the proportion of assemblage richness represented by the species in a single abundance sample (ACE) or in a set of replicated incidence samples (ICE). The estimators are adjusted to the ‘spread’ of the empirical species abundance (or incidence) distribution by a coefficient of variation term (Chao 2004). The Chao1 and Chao2 estimators also provide a heuristic, intuitive ‘stopping rule’ for biodiversity sampling: no additional species are expected to be found when all species in the sample are represented by at least two individuals (or samples). Extending this approach, Chao et al. (2009) provide equations and simple spreadsheet software for calculating how many

additional individuals would be needed to sample 100% (or any other percentage) of the asymptotic species richness of a region based on the samples already in hand. Pan et al. (2009) have recently extended the Chao1 and Chao2 indices to provide an estimate of the number of shared species in multiple assemblages.

The jackknife is a general statistical technique for reducing the bias of an estimator by removing subsets of the data and recalculating the estimator with the reduced sample. In this application of the technique, the observed number of species is a biased (under-) estimator of the complete assemblage richness (Burnham & Overton 1979; Heltshe & Forrester 1983; Chao 2004). For a set of m replicate incidence samples, the k th order jackknife reduces the bias by estimating richness from all sets of $m-k$ samples. The first-order jackknife (Jackknife1) thus depends only on the uniques (species found in only one sample) because the richness estimate is changed only when a sample that contains one of these species is deleted from a subset of samples. Likewise, the second-order jackknife (Jackknife2) depends only on the uniques and the duplicates (species found in exactly two samples). Similar expressions for abundance-based jackknife estimators are based on the number of singletons (species represented by exactly one individual) and doubletons (species represented by exactly two individuals; Burnham & Overton (1979)). These estimators can be derived by

letting the number of samples m tend to infinity in the equations for the incidence-based estimators.

4.2.9 Comparing estimators of asymptotic species richness

Given the diversity of asymptotic estimators that have been proposed, which one(s) should ecologists use with their data? The ideal estimator would be *unbiased* (it neither over- or under-estimates asymptotic species richness), *precise* (replicates samples from the same assemblage produce similar estimates), and *efficient* (a relatively small number of individuals or samples is needed). Although there are many ways to estimate bias, precision, and efficiency (Walther & Moore 2005), none of the available estimators meet all these criteria for all datasets. Most estimators are biased because they chronically under-estimate true diversity (O'Hara 2005). The Chao1 estimator was formally derived as a *minimum* asymptotic estimator (Chao 1984), but all of the estimators should be treated as estimating the lower bound on species richness. Estimators of asymptotic species richness are often imprecise because they typically have large variances and confidence intervals, especially for small data sets. This imprecision is inevitable because, by necessity, these estimators represent an extrapolation beyond the limits of the data. In contrast, rarefaction estimators usually have smaller variances because they are interpolated within the range of the observed data. However, as noted earlier, the unconditional variance of richness as estimated by rarefaction is always larger than the variance that is conditional on a single sample (or set of samples). Finally, most estimators are not efficient and often exhibit 'sampling creep': the estimated asymptote itself increases with sample size, suggesting that the sample size is not large enough for the estimate to stabilize (e.g. Longino et al. (2002)).

Two strategies are possible to compare the performance of different estimators. The first strategy is to use data from a small area that has been exhaustively sampled (or nearly so), and to define that assemblage as the sampling universe. As in rarefaction, a random subsample of these data can then be used to calculate asymptotic estimators and compare them to the known richness in the

plot (a method first suggested by Pielou (1975), but popularized by Colwell & Coddington (1994)). For example, Butler & Chazdon (1998) collected seeds from 121 soils samples from a 1 ha plot, on a 10 × 10 m grid in tropical rainforest in Costa Rica, yielding 952 individual seedlings representing a total of 34 tree species (Figure 4.1). Colwell & Coddington (1994) randomly rarefied these data, by repeatedly pooling m^* samples ($1 \leq m^* \leq M$), and found that the Chao2 index (illustrated in Fig. 4.4) and the second-order jackknife estimators were least biased for small m^* , followed by the first-order jackknife and the Michaelis–Menten estimator. Walther & Morand (1998) used a similar approach with nine parasite data sets and found that Chao2 and the first-order jackknife performed best. Walther & Moore (2005), using different quantitative measures of bias, precision, and accuracy, compiled the results of 14 studies that compared estimator performance, and concluded that, for most data sets, non-parametric estimators (mostly the Chao and jackknife estimators) performed better than extrapolated asymptotic functions or other parametric estimators.

In a second strategy for comparing diversity estimators, the investigator specifies the true species richness, the pattern of relative abundance, and the spatial pattern of individuals in a computer-simulated landscape. The program then randomly samples individuals or plots, just as an ecologist would do in a field survey. The estimators are then calculated and compared on the basis of their ability to estimate the 'true' species richness of the region. This kind of simulation can also be used to explore the effects of spatial aggregation and segregation, sampling efficiency, and the size and placement of sampling plots. Brose et al. (2003) carried out the most extensive analysis of this kind to date. In their analyses, which estimator performed best depended on the relative evenness of the rank abundance distribution, the sampling intensity, and the true species richness. As in the empirical surveys (Walther & Moore 2005), non-parametric estimators performed better in these model assemblages than extrapolated asymptotic curves (parametric estimators based on truncated distributions were not considered). One encouraging result was that environmental gradients and

spatial autocorrelation (which characterize all biodiversity data at some spatial scales) did not have a serious effect on the performance of the estimators. These results are consistent with the findings of Hortal et al. (2006), who aggregated empirical data sets at different spatial grains and found that non-parametric estimators were not greatly affected by the spatial scale of the sampling.

O'Hara (2005) took a hybrid approach that used both empirical data and simulated assemblages. He first fit negative binomial and Poisson log-normal distributions to two very extensive (but incomplete) sets of survey data for moths. He used these fitted models to generate sample data for comparing non-parametric estimators, parametric estimators, and extrapolated asymptotic curves. As in other studies, true species richness was greater than predicted by the estimators. In each comparison, only one of the parametric estimators had a 95% confidence interval that encompassed the true richness. The catch is that this method worked well only when the 'correct' species abundance distribution was used. In other words, the investigator would need to know ahead of time that the negative binomial, Poisson log-normal, or some other distribution was the correct one to use (which rather defeats the value of using non-parametric estimators). Unfortunately, in spite of decades of research on this topic, there is still no agreement on a general underlying form of the species abundance distribution, and there are difficult issues in the fitting and estimation of these distributions from species abundance data (see Chapter 10). We hope that future work may lead to better species richness estimators. At this time, the non-parametric estimators still give the best performance in empirical comparisons, and they are also simple, intuitive, and relatively easy to use.

4.2.10 Software for estimating species richness from sample data

Free software packages with tools for estimating species richness from sample data include:

- *EstimateS* (Colwell 2009): <http://purl.oclc.org/estimates>
- *EcoSim* (Gotelli & Entsminger 2009): <http://garyentsminger.com/ecosim/index.htm>

- *SPADE*: <http://chao.stat.nthu.edu.tw/software/CE.html>
- *VEGAN* (for R): <http://cc.oulu.fi/~jarioksa/softhelp/vegan.html>.

4.3 Prospectus

Estimates of species richness require special statistical procedures to account for differences in sampling effort and abundance. For comparing species richness among different assemblages, we recommend sample-based rarefaction using unconditional variances, with adjustments for the number of individuals sampled. Rarefaction methods for data that represent sampling from nature without replacement are still needed, for small assemblages, as are additional estimators for the number of shared species in multiple samples (A. Chao, personal communication). For many datasets, all existing methods for estimating undetected species seem to substantially under-estimate the number of species present, but the best methods nonetheless reduce the inherent undersampling bias in observed species counts. Non-parametric estimators (e.g. Chao1, Chao2) perform best in empirical comparisons and benchmark surveys, and have a more rigorous framework of sampling theory than parametric estimators or curve extrapolations.

4.4 Key points

1. Biodiversity sampling is a labour-intensive activity, and sampling is often not sufficient to detect all or even most of the species present in an assemblage.
2. Species richness counts are highly sensitive to the number of individuals sampled, and to the number, size, and spatial arrangement of samples.
3. Sensitivity to sampling effort cannot be accounted for by scaling species richness as a ratio of species counts to individuals, samples, or any other measure of effort.
4. Sample-based and individual-based rarefaction methods allow for the meaningful comparison of diversity samples based on equivalent numbers of individuals and samples.

5. Non-parametric estimators of species richness, which use information on the rare species in an assemblage to adjust for the number species present but not detected, are the most promising avenue for estimating the minimum number of species in the assemblage.

Acknowledgements

N.J.G. acknowledges US National Science Foundation grants DEB-0107403 and DEB 05-41936 for support of modelling and null model research. R.K.C. was supported by NSF DEB-0072702.

References

- Abbot, I. (1983) The meaning of z in species/area regression and the study of species turnover in island biogeography. *Oikos*, 41, 385–390.
- Abella, P., Bilton, N. D., Millan, A., Sanchez-Fernandez, D., & Ramsay, P. M. (2006) Can taxonomic distinctness assess anthropogenic impacts in inland waters? A case study from a Mediterranean river basin. *Freshwater Biology*, 51, 1744–1756.
- Abrams, P. A. (2001) A world without competition. *Nature*, 412, 858–859.
- Adler, P. B. (2004) Neutral models fail to reproduce observed species-area and species-time relationships in Kansas grasslands. *Ecology*, 85, 1265–1272.
- Adler, P. B. & Lauenroth, W. K. (2003) The power of time: spatiotemporal scaling of species diversity. *Ecology Letters*, 6, 749–756.
- Adler, P. B., White, E. P., Lauenroth, W. K., Kaufman, D. M., Rassweiler, A., & Rusak, J. A. (2005) Evidence for a general species-time-area relationship. *Ecology*, 86, 2032–2039.
- Agosti, D., Majer, J., Alonso, E., & Schultz, T. R. (eds) (2000) *Ants: Standard Methods for Measuring and Monitoring Biodiversity*. Smithsonian Institution Press, Washington, DC.
- Akaike, H. (1973) Information theory and an extension of the maximum likelihood principle. *International Symposium on Information Theory*, 2, 267–281.
- Akçakaya, H. R., Radeloff, V. C., Mladenoff, D. J., & He, H. S. (2004) Integrating landscape and metapopulation modeling approaches: viability of the sharp-tailed grouse in a dynamic landscape. *Conservation Biology*, 18, 526–537.
- Albrecht, M., Duelli, P., Schmid, B., & Muller, C. B. (2007) Interaction diversity within quantified insect food webs in restored and adjacent intensively managed meadows. *Journal of Animal Ecology*, 76, 1015–1025.
- Alfaro, M. E., Santini, F., Brock, C., Alamillo, H., Dornburg, A., Rabosky, D. L., Carnevale, G., & Harmon, L. J. (2009) Nine exceptional radiations plus high turnover explain species diversity in jawed vertebrates. *Proceedings of the National Academy of Sciences*, 106, 13410–13414.
- Allredge, M. W., Pollock, K. H., Simons, T. R., & Shriner, S. A. (2007) Multiple-species analysis of point count data: a more parsimonious modelling framework. *Journal of Applied Ecology*, 44, 281–290.
- Allen, A. P., & E. P. White. 2003. Effects of range size on species–area relationships. *Evolutionary Ecology Research*, 5, 493–499.
- Allen, B., Kon, M., & Bar-Yam, Y. (2009) A new phylogenetic diversity measure generalizing the Shannon index and its application to phyllostomid bats. *The American Naturalist*, 174, 236–243.
- Alonso, D. & McKane, A. J. (2004) Sampling Hubbell’s neutral theory of biodiversity. *Ecology Letters*, 7, 901–910.
- Alroy, J. (1992) Conjunction among taxonomic distributions and the Miocene mammalian biochronology of the Great Plains. *Paleobiology*, 18, 326–343.
- Alroy, J. (1994) Appearance event ordination: a new biochronologic method. *Paleobiology*, 20, 191–207.
- Alroy, J. (1996) Constant extinction, constrained diversification, and uncoordinated stasis in North American mammals. *Palaeogeography, Palaeoclimatology, Palaeoecology*, 127, 285–311.
- Alroy, J. (2000) New methods for quantifying macroevolutionary patterns and processes. *Paleobiology*, 26, 707–733.
- Alroy, J., Marshall, C. R., Bambach, R. K., Bezusko, K., Foote, M., Fürsich, F. T., Hansen, T. A., Holland, S. M., Ivany, L. C., Jablonski, D., Jacobs, D. K., Jones, D. C., Kosnik, M. A., Lidgard, S., Low, S., Miller, A. I., Novack-Gottshall, P. M., Olszewski, T. D., Patzkowsky, M. E., Raup, D. M., Roy, K., John, J., Sepkoski, J., Sommers, M. G., Wagner, P. J., & Webber, A. (2001) Effects of sampling standardization on estimates of Phanerozoic marine diversity. *Proceedings of the National Academy of Sciences USA*, 98, 6261–6266.
- Alroy, J., Aberhan, M., Bottjer, D. J., Foote, M., Fürsich, F. T., Harries, P. J., Hendy, A. J. W., Holland, S. M.,

- Ivany, L. C., Kiessling, W., Kosnik, M. A., Marshall, C. R., McGowan, A. J., Miller, A. I., Olszewski, T. D., Patzkowsky, M. E., Peters, S. E., Villier, L., Wagner, P. J., Bonuso, N., Borkow, P. S., Brenneis, B., Clapham, M. E., Fall, L. M., Ferguson, C. A., Hanson, V. L., Krug, A. Z., Layou, K. M., Leckey, E. H., Nürnberg, S., Powers, C. M., Sessa, J. A., Simpson, C., Tomasovych, A., & Visaggi, C. C. (2008) Phanerozoic trends in the global diversity of marine invertebrates. *Science*, 321, 97–100.
- Altermatt, F., Baumeier, A., & Ebert, D. (2009) Experimental evidence for male biased flight-to-light behavior in two moth species. *Entomologia experimentalis et applicata*, 130, 259–265.
- Altschul, S. F. & Lipman, D. J. (1990) Equal animals. *Nature*, 348, 493–494.
- Alvarez, L. W., Alvarez, W., Asaro, F., & Michel H. V. (1980) Extraterrestrial cause for the Cretaceous–Tertiary extinction. *Science*, 208, 1095–1108.
- Amann, R. I., Ludwig, W., & Schleifer, K. H. (1995) Phylogenetic identification and in-situ detection of individual microbial-cells without cultivation. *Microbiological Reviews*, 59, 143–169.
- Amaro, A. M., Chamorro, D., Seeger, M., Arredondo, R., Peirano, I., & Jerez, C. A. (1991) Effect of external pH perturbations on in vivo protein-synthesis by the acidophilic bacterium *thiobacillus-ferrooxidans*. *Journal of Bacteriology*, 173, 910–915.
- Anderson, S. (1977) Geographic ranges of North American terrestrial mammals. *American Museum novitates*, 2629, 1–15.
- Anderson, N. H. & Sedell, J. R. (1979) Detritus processing by macroinvertebrates. *Annual Review of Entomology*, 24, 351–357.
- Anderson, M. J., Ellingsen, K. E., & McArdle, B. H. (2006) Multivariate dispersion as a measure of beta diversity. *Ecology Letters*, 9, 683–693.
- Andrewartha, H. G. & Birch, L. C. (1954) *The Distribution and Abundance of Animals*. University of Chicago Press, Chicago.
- Andrewartha, H. G. & Birch, L. C. (1984) *The Ecological Web: More on the Distribution and Abundance of Animals*. University of Chicago Press, Chicago.
- Angilletta, M. J. (2009) *Thermal Adaptation. A Theoretical and Empirical Synthesis*. Oxford University Press, Oxford.
- Anonymous (1999) *The World at Six Billion*. United Nations Population Division, New York.
- Anscombe, F. J. (1950) Sampling theory of the negative binomial and logarithmic series distributions. *Biometrika*, 37, 358–382.
- Anselin, L. (1995) Local indicators of spatial association-LISA. *Geographical Analysis*, 27, 93–115.
- Anson, W. J. (2009) Next-generation DNA sequencing techniques. *New Biotechnology*, 25, 195–203.
- Anthony, K. R. N., Hoogenboom, M. O., Maynard, J. A., Grotoli, A. G., & Middlebrook, R. (2009) Energetics approach to predicting mortality risk from environmental stress: a case study of coral bleaching. *Functional Ecology*, 23, 539–550.
- Arita, H. T., Christen, J. A., Rodríguez, P., & Soberón, J. (2008) Species diversity and distribution in presence-absence matrices: mathematical relationships and biological implications. *The American Naturalist*, 172, 519–532.
- Arntz, W. E. & Rumohr, H. (1982) An experimental study of macrobenthic colonization and succession, and the importance of seasonal variation in temperate latitudes. *Journal of Experimental Marine Biology and Ecology*, 64, 17–46.
- Barker, G. M. (2002) Phylogenetic diversity: a quantitative framework for measurement of priority and achievement in biodiversity conservation. *Biological Journal of the Linnean Society*, 76, 165–194.
- Baselga, A., Jiménez-Valverde, A., & Niccolini, G. (2007) A multiple-site similarity measure independent of richness. *Biology Letters*, 3, 642–645.
- Bawa K. S. & Seidler R. (1998) Natural forest management and conservation of biodiversity in tropical forests. *Conservation Biology*, 12, 46–55.
- Bayley P. B. & Herendeen R. A. (2000) The efficiency of a seine net. *Transactions of the American Fisheries Society*, 129, 901–923.
- Bazzaz, F. A. (1975) Plant species diversity in old-field successional ecosystems in southern Illinois. *Ecology*, 56, 485–488.
- Beals, E. W. (1984) Bray–Curtis ordination: An effective strategy for analysis of multivariate ecological data. *Advances in Ecological Research*, 15, 1–55.
- Begon, M., Harper, J. L., & Townsend, C. R. (2006) *Ecology: From Individuals to Ecosystems*, 4th edn. Sinauer Associates, Sunderland, MA.
- Beja, O., Spudich, E. N., Spudich, J. L., Leclerc, M., & DeLong, E. F. (2001) Proteorhodopsin phototrophy in the ocean. *Nature*, 411, 786–789.
- Bell, G. (2000) The distribution of abundance in neutral communities. *The American Naturalist*, 155, 606–617.
- Bell, G. (2001) Neutral macroecology. *Science*, 293, 2413–2418.
- Bell, G. (2003) The interpretation of biological surveys. *Proceedings of the Royal Society London*, 270, 2531–2542.

- Bender, E. A., Case, T. J., & Gilpin, M. E. (1984) Perturbation experiments in community ecology: theory and practice. *Ecology*, 65, 1–13.
- Ben-Moshe, A., Dayan, T., & Simberloff, D. (2001) Convergence in morphological patterns and community organization between Old and New World rodent guilds. *The American Naturalist*, 158, 484–495.
- Bent, S. J., Pierson, J. D., & Forney, L. J. (2007) Measuring species richness based on microbial community fingerprints: The emperor has no clothes. *Applied and Environmental Microbiology*, 73, 2399–2399.
- Berger, W. H. & Parker, F. L. (1970) Diversity of planktonic foraminifera in deep-sea sediments. *Science*, 168, 1345.
- Bersier, L. F. & Sugihara, G. (1997) Species abundance patterns: the problem of testing stochastic abundance models. *Journal of Animal Ecology*, 66, 179–774.
- Bettoli, P. W. & Maceina, M. J. (1996) Sampling with toxicants. In: *Fisheries Techniques*, Murphy, B. R. & Willis, D. W. (eds). American Fisheries Society Bethesda, MD, pp. 303–333.
- Bhaya, D., Grossman, A. R., Steunou, A.-S., Khuri, N., Cohan, F. M., Hamamura, N., Melendrez, M. C., Bateson, M. M., Ward, D. M., & Heidelberg, J. F. (2007) Population level functional diversity in a microbial community revealed by comparative genomic and metagenomic analyses. *The ISME Journal*, 1, 703–713.
- Bianchi, G., Gislason, H., Graham, K., Hill, L., Jin, X., Koranteng, K., Manickchand-Heileman, S., Paya, I., Sainsbury, K., Sanchez, F., & Zwanenburg, K. (2000) Impact of fishing on size composition and diversity of demersal fish communities. *ICES Journal of Marine Science*, 57, 558–571.
- Bianchi, F., Booi, C. J. H., & Tschamtko, T. (2006) Sustainable pest regulation in agricultural landscapes: a review on landscape composition, biodiversity and natural pest control. *Proceedings of the Royal Society London B*, 273, 1715–1727.
- Bibby, C. J. (1999) Making the most of birds as environmental indicators. *Ostrich*, 70, 81–88.
- Biggs, R., Carpenter, S. R., & Brock, W. A. (2009) Turning back from the brink: detecting an impending regime shift in time to avert it. *Proceedings of the National Academy of Sciences USA*, 106, 826–831.
- Bivand, R. S., Pebesma, E. J., & Gómez-Rubio, V. (2008) *Applied spatial data analysis with R*. Springer, Düsseldorf.
- Blackburn, T. M. & Gaston, K. J. (1998) Some methodological issues in macroecology. *The American Naturalist*, 151, 68–83.
- Blackburn, T. M., Cassey, P., & Gaston, K. J. (2006) Variations on a theme: sources of heterogeneity in the form of the interspecific relationship between abundance and distribution. *Journal of Animal Ecology*, 75, 1426–1439.
- Blake, J. & Loiselle, B. (2000) Diversity of birds along an elevational gradient in the Cordillera Central, Costa Rica. *The Auk*, 117, 663–686.
- Blaxter, M., Mann, J., Chapman, T., Thomas, F., Whitton, C., Floyd, R., & Eyualem-Abebe (2005) Defining operational taxonomic units using DNA barcode data. *Philosophical Transactions of the Royal Society London B*, 360, 1935–1943.
- Blow, M. J., Zhang, T., Woyke, T., Speller, C. F., Krivoschapkin, A., Yang, D. Y., Derevianko, A., & Rubin, E. M. (2008) Identification of ancient remains through genomic sequencing. *Genome Research*, 18, 1347–1353.
- Bockstaller, C. & Girardin, P. (2003) How to validate environmental indicators. *Agricultural Systems*, 76, 639–653.
- Boik, R. J. (2004) Commentary on: Why Likelihood? In: *The Nature of Scientific Evidence: Statistical, Philosophical, and Empirical considerations*, Taper, M. L. & Lele, S. R. (eds). University of Chicago Press, Chicago, pp. 167–180.
- Bonar, S. A. & Hubert, W. A. (2002) Standard sampling of inland fish: Benefits, challenges, and a call for action. *Fisheries*, 27, 10–16.
- Bonar, S. A., Thomas, G. L., Thiesfeld, S. L., & Pauley, G. B. (1993) Effect of triploid grass carp on the aquatic macrophyte community of Devils Lake, Oregon. *North American Journal of Fisheries Management*, 13, 757–765.
- Bonar, S. A., Divens, M., & Bolding, B. (1997) Methods for sampling the distribution and abundance of bull trout and Dolly Varden. Washington Department of Fish and Wildlife, Fish Management Program, Inland Fisheries Investigations, Resource Assessment Division, Olympia, WA.
- Bonar, S. A., Hubert, W. A., & Willis, D. W. (2009a) The North American freshwater fish standard sampling project: Improving fisheries communication. *Fisheries*, 34, 340–344.
- Bonar, S. A., Hubert, W. A., & Willis, D. W. (2009b) Standard methods for sampling North American freshwater fishes. American Fisheries Society, Bethesda.
- Bonham, C. D. (1989) *Measurements for terrestrial vegetation*. Wiley, New York.
- Borcard, D., Legendre, P., & Drapeau, P. (1992) Partialling out the spatial component of ecological variation. *Ecology*, 5, 1045–1055.
- Borchers, D. L., Buckland, S. T., & Zucchini, W. (2002) *Estimating animal abundance: closed populations*. Springer, London.

- Borregaard, M. K. & Rahbek, C. (2006) Prevalence of intraspecific relationships between range size and abundance in Danish birds. *Diversity & Distributions*, 12, 417–422.
- Boswell, M. T. & Patil, G. P. (1970) Chance mechanisms generating the negative binomial distribution. In: *Random Counts in Scientific Work*, Vol 1, Patil, G. P. (ed). Pennsylvania State University Press, University Park, pp. 3–22.
- Botta-Dukát, Z. (2005) Rao's quadratic entropy as a measure of functional diversity based on multiple traits. *Journal of Vegetation Science*, 16, 33–540.
- Boulinier, T., Nichols, J., Sauer, J., Hines, J., & Pollock, K. (1998) Estimating species richness: the importance of heterogeneity in species detectability. *Ecology*, 79, 1018–1028.
- Bowring, S. A., Grotzinger, J. P., Isachsen, C. E., Knoll, A. H., Pelechaty, S. M., & Kolosov, P. (1993) Calibrating rates of early Cambrian evolution. *Science*, 261, 1293–1298.
- Bray, J. R. & Curtis, J. T. (1957) An ordination for the upland forest communities of southern Wisconsin. *Ecological Monographs*, 27, 325–349.
- Brewer, A. & Williamson, M. (1994) A new relationship for rarefaction. *Biodiversity and Conservation*, 3, 373–379.
- Brook, B., Sodhi, N., & Ng, P. (2003) Catastrophic extinctions follow deforestation in Singapore. *Nature*, 424, 420–426.
- Brose, U., Martinez, N. D., & Williams, R. J. (2003) Estimating species richness: sensitivity to sample coverage and insensitivity to spatial patterns. *Ecology*, 84, 2364–2377.
- Brown, J. H. (1987) Variation in desert rodent guilds: patterns, processes, and scales. In: *Organization of Communities: Past and Present*, Gee, J. H. R. & Giller, P. S. (eds). Blackwell, London, pp. 185–203.
- Brown, J. H. (1999) Macroecology: progress and prospect. *Oikos*, 87, 3–14.
- Brown, J. H. & Kodric-Brown, A. (1977) Turnover rates in insular biogeography: effect of immigration on extinction. *Ecology*, 58, 445–449.
- Brown, J. H. & West, G. B. (2000) *Scaling in Biology*. Oxford University Press, Oxford.
- Brown, J. H., Mehlman, D. H., & Stevens, G. C. (1995) Spatial variation in abundance. *Ecology*, 76, 2028–2043.
- Buckland, S. T., Anderson, D. R., Burnham, K. P., Laake, J. L., Borchers, D. L., & Thomas, L. (2001) *Introduction to Distance Sampling*. Oxford University Press, Oxford.
- Buckland, S. T., Anderson, D. R., Burnham, K. P., Laake, J. L., Borchers, D. L., & Thomas, L. (2004) *Advanced Distance Sampling*. OUP, Oxford.
- Buckland, S. T., Magurran, A. E., Green, R. E., & Fewster, R. M. (2005) Monitoring change in biodiversity through composite indices. *Philosophical Transactions of the Royal London B*, 360, 243–254.
- Buckley, L. B. & Jetz, W. (2008) Linking global turnover of species and environments. *Proceedings of the National Academy of Sciences. USA*, 105, 17836–17841.
- Buckley-Beason, V. A., Johnson, W. E., Nash, W. G., Stanyon, R., Menninger, J. C., Driscoll, C. A., Howard, J., Bush, M., Page, J. E., Roelke, M. E., Stone, G., Martelli, P. P., Wen, C., Ling, L., Duraisingam, R. K., Lam, P. V., O'Brien, S. J. (2006) Molecular evidence for species-level distinctions in clouded leopards. *Current Biology*, 16, 2371–2376.
- Bulla, L. (1994) An index of evenness and its associated diversity measure. *Oikos*, 70, 167–171.
- Bulmer, M. G. (1974) Fitting Poisson Lognormal Distribution to species-abundance data. *Biometrics*, 30, 101–110.
- Bunge, J., Epstein, S. S., & Peterson, D. G. (2006) Comment on 'Computational improvements reveal great bacterial diversity and high metal toxicity in soil'. *Science*, 313, 918.
- Burnham, K. P. & Anderson, D. R. (1998) *Model Selection and Inference, a Practical Information-Theoretic Approach*. Springer, New York.
- Burnham, K. P. & Anderson, D. R. (2002) *Model Selection and Inference: A Practical Information-Theoretic Approach*, 2nd edn. Springer, New York.
- Burnham, K. P. & Overton, W. S. (1979) Robust estimation of population size when capture probabilities vary among animals. *Ecology*, 60, 927–936.
- Bush, A. & Bambach, R. (2004) Did alpha diversity increase during the Phanerozoic? Lifting the veils of taphonomic, latitudinal, and environmental biases in the study of paleocommunities. *Journal of Geology*, 112, 625–642.
- Butler, B. J. & Chazdon, R. L. (1998) Species richness, spatial variation, and abundance of the soil seed bank of a secondary tropical rain forest. *Biotropica*, 30, 214–222.
- Buzas, M. A. & Hayek, L. -A. C. (1996) Biodiversity resolution: an integrated approach. *Biodiversity Letters*, 3, 40–43.
- Buzas, M. A. & Hayek, L. -A. C. (1998) SHE Analysis for biofacies identification. *Journal of Foraminiferal Research*, 28, 233–239.
- Buzas, M. A., Koch, C. F., Culver, S. J., & Sohl, N. F. (1982) On the distribution of species occurrence. *Paleobiology*, 8, 143–150.
- Byrd, I. B. (1973) Homer Scott Swingle, 1902–1973. *Wildlife Society Bulletin*, 1, 157–159.

- Cadotte, M. W., Cardinale, B. J., & Oakley, T. H. (2008) Evolutionary history and the effect of biodiversity on plant productivity. *Proceedings of the National Academy of Sciences, USA*, 105, 17012–17017.
- Cadotte, M. W., Cavender-Bares, J., Tilman, D., & Oakley, T. H. (2009) Using phylogenetic, functional, and trait diversity to understand patterns of plant community productivity. *PLoS One*, 4, e5695.
- Cadotte, M. W., Davies, T. J., Regetz, J., Kembel, S. W., Cleveland, E., & Oakley, T. (2010) Phylogenetic diversity metrics for ecological communities: integrating species richness, abundance and evolutionary history. *Ecology Letters*, 13(1), 96–105.
- Cam, E., Nichols, J., Hines, J., Sauer, J., Alpizar-Jara, R., & Flather, C. (2002) Disentangling sampling and ecological explanations underlying species-area relationships. *Ecology*, 83, 1118–1130.
- Camargo, J. A. (1993) Must dominance increase with the number of subordinate species in competitive interactions? *Journal of Theoretical Biology*, 161, 537–542.
- Cardinale, B. J., Palmer, M. A., & Collins, S. L. (2002) Species diversity enhances ecosystem functioning through interspecific facilitation. *Nature*, 415, 426–429.
- Cardinale, M., Brusetti, L., Quatrini, P., Borin, S., Puglia, A. M., Rizzi, A., Zanardini, E., Sorlini, C., Corselli, C., & Daffonchio, D. (2004) Comparison of different primer sets for use in automated ribosomal intergenic spacer analysis of complex bacterial communities. *Applied and Environmental Microbiology*, 70, 6147–6156.
- Carroll, C. (2006) Interacting effects of climate change, landscape conversion, and harvest on carnivore populations at the range margin: marten and lynx in the northern Appalachians. *Conservation Biology*, 21, 1092–1104.
- Caruso, T. & Migliorini, M. (2006) A new formulation of the geometric series with applications to oribatid (Acari, Oribatida) species assemblages from human-disturbed Mediterranean areas. *Ecological Modelling*, 195, 402–406.
- Casas, F., Mougeot, F., Viñuela, J., & Bretagnolle, V. (2009) Effects of hunting on the behaviour and spatial distribution of farmland birds: importance of hunting-free refuges in agricultural areas. *Animal Conservation*, 12, 346–354.
- Castoe, T. A., Poole, A. W., Gu, W., Jason de Koning, A. P., Daza, J. M., Smith, E. N., & Pollock, D. D. (2009) Rapid identification of thousands of copperhead snake (*Agkistrodon contortrix*) microsatellite loci from modest amounts of 454 shotgun genome sequence. *Molecular Ecology Resources*, 341–347.
- Cavender-Bares, J., Ackerly, D. A., Baum, D., & Bazzaz, F. A. (2004) Phylogenetic overdispersion in Floridean oak communities. *The American Naturalist*, 163, 823–843.
- Cavender-Bares, J., Kozak, K. H., Fine, P. V.A., & Kembel, S. W. (2009) The merging of community ecology and phylogenetic biology. *Ecology Letters*, 12, 693–715.
- CBOL Plant Working Group. (2009) A DNA barcode for land plants. *Proceedings of the National Academy of Sciences*, 106, 12794–12797.
- Chao, A. (1984) Non-parametric estimation of the number of classes in a population. *Scandinavian Journal of Statistics*, 11, 265–270.
- Chao, A. (1987) Estimating the population-size for capture recapture data with unequal catchability. *Biometrics*, 43, 783–791.
- Chao, A. (2001) An overview of closed capture-recapture models. *Journal of Agricultural, Biological and Environmental Statistics*, 6, 158–175.
- Chao, A. (2005) Species estimation and applications. In: *Encyclopedia of Statistical Sciences*, Balakrishnan, N., Read, C. B., & Vidakovic, B. (eds), 2nd edn. Wiley, New York, Vol. 12, pp. 7907–7916.
- Chao, A. & Bunge, J. (2002) Estimating the number of species in a Stochastic abundance model. *Biometrics*, 58, 531–539.
- Chao, A. & Lee, S. -M. (1992) Estimating the number of classes via sample coverage. *Journal of the American Statistical Association*, 87, 210–217.
- Chao, A. & Shen, T. -J. (2003a) SPADE: Species Prediction And Diversity Estimation. Program and user's guide at <http://chao.stat.nthu.edu.tw/softwareCE.html>.
- Chao, A. & Shen, T. -J. (2003b) Nonparametric estimation of Shannon's index of diversity when there are unseen species. *Environment and Ecological Statistics*, 10, 429–443.
- Chao, A., Yip, P., & Lin, H. S. (1996) Estimating the number of species via a martingale estimating function. *Statistica Sinica*, 6, 403–418.
- Chao, A., Chazdon, R. L., Colwell, R. K., & Shen, T. -J. (2005) A new statistical approach for assessing similarity of species composition with incidence and abundance data. *Ecology Letters*, 8, 148–159.
- Chao, A., Chazdon, R. L., Colwell, R. K., & Shen, T. -J. (2006) Abundance-based similarity indices and their estimation when there are unseen species in samples. *Biometrics*, 62, 361–371.
- Chao, A., Jost, L., Chiang, S. -C., Jiang, Y. -H., & Chazdon, R. (2008) A two-stage probabilistic approach to multiple-community similarity indices. *Biometrics*, 64, 1178–1186.

- Chao, A., Colwell, R. K., Lin, C. -W., & Gotelli, N. (2009) Sufficient sampling for asymptotic minimum species richness estimators. *Ecology*, 90, 1125–1133.
- Chapin III, F. S., Zavaleta, E. S., Eviner, V. T., Naylor, R. L., Vitousek, P. M., Reynolds, H. L., Hooper, D. U., Lavorel, S., Sala, O. E., Hobbie, S. E., Mack, M. C., & Díaz, S. (2000) Consequences of changing biodiversity. *Nature*, 405, 234–242.
- Chave, J., Muller-Landau, H. C., & Levin, S. A. (2002) Comparing classical community models: theoretical consequences for patterns of diversity. *The American Naturalist*, 159, 1–23.
- Chen, I. C., Shiu, H., Benedick, S., Holloway, J. D., Chey, V. K., Barlow, H. S., Hill, J. K., & Thomas, C. D. (2009) Elevation increases in moth assemblages over 42 years on a tropical mountain. *Proceedings of the National Academy of Sciences. USA*, 106, 1479–1483.
- Chiarucci, A., Wilson, J. B., Anderson, B. J., & De Dominicis, V. (1999) Cover versus biomass as an estimate of species abundance: does it make a difference to the conclusions? *Journal of Vegetation Science*, 10, 35–42.
- Chiarucci, A., Bacaro, G., Rocchini, D., & Fattorini, L. (2008) Discovering and rediscovering the sample-based rarefaction formula in the ecological literature. *Community Ecology*, 9, 121–123.
- Chivian, D., Brodie, E. L., Alm, E. J., Culley, D. E., Dehal, P. S., DeSantis, T. Z., Gihring, T. M., Lapidus, A., Lin, L. -H., Lowry, S. R., Moser, D. P., Richardson, P. M., Southam, G., Wanger, G., Pratt, L. M., Andersen, G. L., Hazen, T. C., Brockman, F. J., Arkin, A. P., & Onstott, T. C. (2008) Environmental genomics reveals a single-species ecosystem deep within Earth. *Science*, 322, 275–278.
- Chown, S. L. & Gaston, K. J. (2008) Macrophysiology for a changing world. *Proceedings of the Royal Society London, B*, 275, 1469–1478.
- Chown, S. L. & Gaston, K. J. (2010) Body size variation in insects: a macroecological perspective. *Biological Reviews*, 85, 139–169.
- Chown, S. L. & Terblanche, J. S. (2007) Physiological diversity in insects: ecological and evolutionary contexts. *Advances in Insect Physiology*, 33, 50–152.
- Chown, S. L., Gaston, K. J., & Williams, P. H. (1998) Global patterns in species richness of pelagic seabirds: the Procellariiformes. *Ecography*, 21, 342–350.
- Chown, S. L., van Rensburg, B. J., Gaston, K. J., Rodrigues, A. S. L., & van Jaarsveld, A. S. (2003) Energy, species richness, and human population size: conservation implications at a national scale. *Ecological Applications*, 13, 1233–1241.
- Chytrý, M., Sedláková, I., & Tichý, L. (2009) Species richness and species turnover in a successional heathland. *Applied Vegetation Science*, 4, 89–96.
- CIA Fact Book. (2009) <https://www.cia.gov/library/publications/the-world-factbook/geos/XX.html>. Accessed 12 July 2009 12h17 UTC.
- Cianciaruso, M. V., Batalha, M. A., Gaston, K. J., & Petchey, O. L. (2009) Including intraspecific variability in functional diversity. *Ecology*, 90, 81–89.
- Clarke, K. R. (1990) Comparisons of dominance curves. *Journal of Experimental Marine Biology and Ecology*, 138, 143–157.
- Clarke, J. A. & May, R. M. (2002) Taxonomic bias in conservation research. *Science*, 297, 191–192.
- Clarke, K. R. & Warwick, R. M. (1998) A taxonomic distinctness index and its statistical properties. *Journal of Applied Ecology*, 35, 523–531.
- Clarke, K. R. & Warwick, R. M. (2001) *Change in Marine Communities: An Approach to Statistical Analysis and Interpretation (PRIMER-E)*. Plymouth Marine Laboratory, Plymouth.
- Clifford, H. T. & Stephenson, W. (1975) *An Introduction to Numerical Classification*. Academic Press, New York.
- Clough, Y., Holzschuh, A., Gabriel, D., Purtauf, T., Kleijn, D., Kruess, A., Steffan-Dewenter, I., & Tschamtker, T. (2007) Alpha and beta diversity of arthropods and plants in organically and conventionally managed wheat fields. *Journal of Applied Ecology*, 44, 804–812.
- Cochran, W. G. (1977) *Sampling Techniques*. Wiley, New York.
- Coddington, J. A., Agnarsson, I., Miller, J. A., Kuntner, M., & Hormiga, G. (2009) Undersampling bias: the null hypothesis for singleton species in tropical arthropod surveys. *Journal of Animal Ecology*, 78, 573–584.
- Cohen, J. E. (1995) *How Many People Can the Earth Support?* W. W. Norton, New York.
- Coleman, B. D., Mares, M. A., Willig, M. R., & Hsieh, Y. -H. (1982) Randomness, area, and species richness. *Ecology*, 63, 1121–1133.
- Collins, S. L. & Glenn, S. M. (1997) Effects of organismal and distance scaling on analysis of species distribution and abundance. *Ecological Applications*, 7, 543–551.
- Collins, S. L., Micheli, F., & Hartt, L. (2000) A method to determine rates and patterns of variability in ecological communities. *Oikos*, 91, 285–293.
- Collins, S. L., Suding, K. N., Cleland, E. E., Batty, M., Pennings, S. C., Gross, K. L., Grace, J. B., Gough, L., Fargione, J. E., & Clar, C. M. (2008) Rank clocks and plant community dynamics. *Ecology*, 89, 3534–3541.
- Colwell, R. K. (2009) *Estimates: Statistical Estimation of Species Richness and Shared Species from Samples User's Guide and application* published at: <http://purl.oclc.org/estimates>.

- Colwell, R. K. & Coddington, J. A. (1994) Estimating terrestrial biodiversity through extrapolation. *Philosophical Transactions of the Royal Society, London, Series B*, 345, 101–118.
- Colwell, R. K., Mao, C. X., & Chang, J. (2004) Interpolating, extrapolating, and comparing incidence-based species accumulation curves. *Ecology*, 85, 2717–2727.
- Colwell, R. K., Brehm, G., Cardelús, C., Gilman, A. C., & Longino, J. T. (2008) Global warming, elevational range shifts, and lowland biotic attrition in the wet tropics. *Science*, 322, 258–261.
- Condit, R., Hubbell, S. P., LaFrankie, J. V., Sukumar, R., Manokaran, N., Foster, R. B., & Ashton P. S. (1996) Species-area and species-individual relationships for tropical trees: a comparison of three 50-ha plots. *Journal of Ecology*, 84, 549–562.
- Condit, R., Ashton, P. S., Baker, P., Bunyavejchewin, S., Gunatilleke, S., Gunatilleke, N., Hubbell, S. P., Foster, R. B., Itoh, A., LaFrankie, J. V., Lee, H. S., Losos, E., Manokaran, N., Sukumar, R., & Yamakura, T. (2000) Spatial patterns in the distribution of tropical tree species. *Science*, 288, 1414–1418.
- Conlisk, E., Bloxham, M., Conlisk, J., Enquist, B., & Harte, J. (2007) A new class of models of spatial distribution. *Ecological Monographs*, 77, 269–284.
- Conlisk, E., Conlisk, J., Enquist, B., Thompson, J., & Harte, J. (2009) Improved abundance prediction from presence-absence data. *Global Ecology and Biogeography*, 18, 1–10.
- Connell, J. H. (1978) Diversity in tropical rain forests and coral reefs. *Science*, 199, 1302–1310.
- Connell, J. H. & Sousa, W. P. (1983) On the evidence needed to judge ecological stability or persistence. *The American Naturalist*, 121, 789–824.
- Connolly, S. R. & Miller, A. I. (2001a) Global Ordovician faunal transitions in the marine benthos: proximate causes. *Paleobiology*, 27, 779–795.
- Connolly, S. R. & Miller, A. I. (2001b) Joint estimation of sampling and turnover rates from fossil databases: capture-mark-recapture methods revisited. *Paleobiology*, 27, 751–767.
- Connolly, S. R., Hughes, T. P., Bellwood, D. R., & Karlson R. H. (2005) Community structure of corals and reef fishes at multiple scales. *Science*, 309, 1363–1365.
- Connolly, S. R., Dornelas, M., Bellwood, D. R., & Hughes, T. P. (2009) Testing species abundance models: a new bootstrap approach applied to Indo-Pacific coral reefs. *Ecology*, 90, 3138–3149.
- Connor, E. F. & Simberloff, D. (1979) The assembly of species communities: chance or competition? *Ecology*, 60, 1132–1140.
- Constanza, R. et al. (1997) The value of the world's ecosystem services and natural capital. *Nature*, 387, 253–257.
- Cornelissen, J. H. C., Lavorel, S., Garnier, E., Díaz, S., Buchmann, N., Gurvich, D. E., Reich, P. B., Ter, Morgan, H. D., van der Heijden, M. G. A., Pausas, J. G., and Poorter, H. (2003). A handbook of protocols for standardised and easy measurement of plant functional traits worldwide. *Australian Journal of Botany*, 51, 335–380.
- Cornwell, W. K. & Ackerly, D. D. (2009) Community assembly and shifts in plant trait distributions across an environmental gradient in coastal California. *Ecological Monographs*, 79, 109–126.
- Cornwell, W. K., Schwilk, D. W., & Ackerly, D. D. (2006) A trait-based test for habitat filtering: convex hull volume. *Ecology*, 87, 1465–1471.
- Costello, M. J., Pohle, G., & Martin, A. (2004) Evaluating biodiversity in marine environmental assessments. In: *Research and Development Monograph Series, Series RaDM* (ed.), Ottawa.
- Cowley, M. J.R., Thomas, C. D., Wilson, R. J., León-Cortés, J. L., Gutiérrez, D., & Bulman, C. R. (2001) Density-distribution relationships in British butterflies: II. An assessment of mechanisms. *Journal of Animal Ecology*, 70, 426–441.
- Crame, J. A. (2001) Taxonomic diversity gradients through geological time. *Diversity & Distributions*, 7, 175–189.
- Cressie, N. (1992) *Statistics for Spatial Data*. Wiley Interscience, Chichester.
- Crisp, M. D. & Cook, L. G. (2009) Explosive radiation or cryptic mass extinction? Interpreting signatures in molecular phylogenies. *Evolution*, 63, 2257–2265.
- Crist, T. O. & Veech, J. A. (2006) Additive partitioning of rarefaction curves and species-area relationships: unifying alpha, beta, and gamma diversity with sample size and area. *Ecology Letters*, 9, 923–932.
- Crist, T. O., Veech, J. A., Gering, J. C., & Summerville, K. S. (2003) Partitioning species diversity across landscapes and regions: a hierarchical analysis of alpha, beta, and gamma diversity. *The American Naturalist*, 162, 734–743.
- Crozier, R. H. (1997) Preserving the information content of species: genetic diversity, phylogeny, and conservation worth. *Annual Review of Ecology and Systematics*, 28, 243–268.
- Cunningham, S. A., Summerhayes, G., & Westoby, M. (1999) Evolutionary divergences in leaf structure and chemistry, comparing rainfall and soil nutrient gradients. *Ecology*, 69, 569–588.
- Curtis, T. P. & Sloan, W. T. (2004) Prokaryotic diversity and its limits: microbial community structure in nature and implications for microbial ecology. *Current Opinion in Microbiology*, 7, 221–226.

- Curtis, T. P., Sloan, W. T., & Scannell, J. W. (2002) Estimating prokaryotic diversity and its limits. *Proceedings of the National Academy of Sciences of the United States of America*, 99, 10494–10499.
- Daily, G. C., Alexander, S., Ehrlich, P. R., Goulder, L., Lubchenco, J., Matson, P. A., Mooney, H. A., Postel, S., Schneider, S. H., & Tilman, D. (1997) Ecosystem services: benefits supplied to human societies by natural ecosystems. *Issues in Ecology*, 1, 1–18.
- Dale, M. R.T. & Fortin, M. J. (2002) Spatial autocorrelation and statistical tests in ecology. *Ecoscience*, 9, 162–167.
- Dale, M. R.T., Dixon, P., Fortin, M.-J., Legendre, P., Myers, D. E., & Rosenberg, M. S. (2002) Conceptual and mathematical relationships among methods for spatial analysis. *Ecography*, 25, 558–577.
- Dalton, H. (1920) The measurement of the inequality of incomes. *Economic Journal*, 119, 348–361.
- Dampier, J. E. E., Luckai, N., Bell, F. W., & Towill, W. D. (2007) Do tree-level monocultures develop following Canadian boreal silviculture? Tree-level diversity tested using a new method. *Biodiversity and Conservation*, 16, 2933–2948.
- Damschen, E. I., Haddad, N. M., Orrock, J. L., Tewksbury, J. J., & Levey, D. J. (2006) Corridors increase plant species richness at large scales. *Science*, 313, 1284–1286.
- Darwin, C. (1859) *On the origin of species by means of natural selection, or the preservation of favoured races in the struggle for life*. John Murray, London.
- Dauvin, J. C. (1984) *Dynamique d'écosystèmes macrobenthiques des fonds sédimentaires de la baie de Morlaix et leur perturbation par les hydrocarbures de l'Amoco Cadiz*. Thèse d'Etat, Université de Paris, Paris, 456pp.
- Davis, M. B. & Shaw, R. G. (2001) Range shifts and adaptive responses to Quaternary climate change. *Science*, 292, 673–679.
- Davison, A., Blackie, R. L. E., & Scothern, G. P. (2009) DNA barcoding of stylommatophoran land snails: a test of existing sequences. *Molecular Ecology Research*, 9, 1092–1101.
- Dawson, W., Burslem, D. F. R. P., & Hulme, P. E. (2009) The suitability of weed risk assessment as a conservation tool to identify invasive plant threats in East African rainforests. *Biological Conservation*, 142, 1018–1024.
- Dayan, T. & Simberloff, D. (2005) Ecological and community-wide character displacement: the next generation. *Ecology Letters*, 8, 875–894.
- Deagle, B. E., Kirkwood, R., & Jarman, S. N. (2009) Analysis of Australian fur seal diet by pyrosequencing prey DNA in faeces. *Molecular Ecology*, 18, 2022–2038.
- Death, R. G. & Zimmerman, E. M. (2005) Interaction between disturbance and primary productivity in determining stream invertebrate diversity. *Oikos*, 111, 392–402.
- de Bello, F., Thuiller, W., Lepš, J., Choler, P., Clément, J. -C., Macek, P., Sebastià, M. T., & Lavorel, S. (2009) Partitioning of diversity reveals the scale and extent of trait convergence and divergence. *Journal of Vegetation Science*, 20, 475–486.
- DeLong, E. E. & Pace, N. R. (2001) Environmental diversity of Bacteria and Archaea. *Systematic Biology*, 50, 470–478.
- de Mazancourt, C., Johnson, E., & Barraclough, T. G. (2008) Biodiversity inhibits species' evolutionary responses to changing environments. *Ecology Letters*, 11, 380–388.
- DeQuiroz, K. (2007) Species concepts and species delimitations. *Systematic Biology*, 56, 879–886.
- Dewdney, A. K. (1998) A general theory of the sampling process with applications to the "veil line". *Theoretical Population Biology*, 54, 294–302.
- Dewdney, A. K. (2000) A dynamical model of communities and a new species-abundance distribution. *The Biological Bulletin*, 198, 152–165.
- Diamond, J. M. & May, R. M. (1977) Species turnover rates on islands: dependence on census intervals. *Science*, 197, 266–270.
- Diaz, S. & Cabido, M. (2001) Vive la différence: plant functional diversity matters to ecosystem processes. *Trends in Ecology and Evolution*, 16, 646–655.
- Díaz, S., Lavorel, S., de Bello, F., Quétier, F., Grigulis, K., & Robson, T. M. (2007) Incorporating plant functional diversity effects in ecosystem service assessments. *Proceedings of the National Academy of Sciences*, 104, 20684–20689.
- Diggle, P. J. (1983) *Statistical Analysis of Spatial Point Patterns*. Academic Press, London.
- Diniz, J. A. F., Bini, L. M., & Hawkins, B. A. (2003) Spatial autocorrelation and red herrings in geographical ecology. *Global Ecology and Biogeography*, 12, 53–64.
- Diserud, O. H. & Engen, S. (2000) A general and dynamic species abundance model, embracing the lognormal and the gamma models. *The American Naturalist*, 155, 497–511.
- Diserud, O. H. & Ødegaard, F. (2007) A multiple-site similarity measure. *Biology Letters*, 3, 20–22.
- Dobyns, J. R. (1997) Effects of sampling intensity on the collection of spider (Araneae) species and the estimation of spider richness. *Environmental Entomology*, 26, 150–162.
- Donaldson, J., Nänni, I., Zachariades, C., & Kemper, J. (2002) Effects of habitat fragmentation on pollinator

- diversity and plant reproductive success in renosterveld shrublands of South Africa. *Conservation Biology*, 16, 1267–1276.
- Dormann, C. F. (2007a) Assessing the validity of autologistic regression. *Ecological Modelling*, 207, 234–242.
- Dormann, C. F. (2007b) Effects of incorporating spatial autocorrelation into the analysis of species distribution data. *Global Ecology and Biogeography*, 16, 129–138.
- Dormann, C. F., McPherson, J. M., Araújo, M. B., Bivand, R., Bolliger, J., Carl, G., Davies, R. G., Hirzel, A., Jetz, W., & Kissling, W. D. (2007) Methods to account for spatial autocorrelation in the analysis of species distributional data: a review. *Ecography*, 30, 609.
- Dornelas, M. & Connolly, S. R. (2008) Multiple modes in a coral species abundance distribution. *Ecology Letters*, 11, 1008–1016.
- Dornelas, M., Connolly, S. R., & Hughes, T. P. (2006) Coral reef diversity refutes the neutral theory of biodiversity. *Nature*, 440, 80–82.
- Dornelas, M., Moonen, A. C., Magurran, A. E., & Barberi, P. (2009) Species abundance distributions reveal environmental heterogeneity in modified landscapes. *Journal of Applied Ecology*, 46, 666–672.
- Dornelas, M., Phillip, D. A. T., and Magurran, A. E. (2010) Abundance and dominance become less predictable as species richness decreases. *Global Ecology and Biogeography*, in press.
- Dorghazi, J. R. & Buckley, D. H. (2008) Evidence from GC-TRFLP that bacterial communities in soil are lognormally distributed. *Plos One*, 3, e2910.
- Dray, S. & Legendre, P. (2008) Testing the species traits-environment relationships: the fourth-corner problem revisited. *Ecology*, 89, 3400–3412.
- Dray, S., Legendre, P., & Peres-Neto, P. R. (2006) Spatial modelling: a comprehensive framework for principal coordinate analysis of neighbour matrices (PCNM). *Ecological Modelling*, 196, 483–493.
- Drayton, B. & Primack, R. B. (1996) Plant species lost in an isolated conservation area in metropolitan Boston from 1894 to 1993. *Conservation Biology*, 10, 30–39.
- Driscoll, C. A., Menotti-Raymond, M., Roca, A., Hupe, K., Johnson, W. E., Geffen, E., Harley, E. H., Delibes, M., Pontier, D., Kitchener, A. C., Yamaguchi, N., O'Brien, S. J., & Macdonald, D. W. (2007) The near eastern origin of cat domestication. *Science*, 317, 519–523.
- Drobner, U., Bibby, J., Smith, B., & Wilson, J. B. (1998) The relation between community biomass and evenness: What does community theory predict, and can these predictions be tested? *Oikos*, 82, 295–302.
- Dunn, R. R., Sanders, N. J., Menke, S. B., Weiser, M. D., Fitzpatrick, M. C., Laurent, E., Lessard, J. -P., Agosti, D., Andersen, A., Bruhl, C., Cerda, X., Ellison, A., Fisher, B., Gibb, H., Gotelli, N., Gove, A., Guénard, B., Janda, M., Kaspari, M., Longino, J. T., Majer, J., McGlynn, T. P., Menke, S. B., Parr, C., Philpott, S., Pfeiffer, M., Retana, J., Suarez, A., & Vasconcelos, H. (2009) Climatic drivers of hemispheric asymmetry in global patterns of ant species richness. *Ecology Letters*, 12, 324–333.
- Dutilleul, P., Clifford, P., Richardson, S., & Hemon, D. (1993) Modifying the t test for assessing the correlation between two spatial processes. *Biometrics*, 49, 305–314.
- DuToit, J. T. (2003) Large herbivores and savanna heterogeneity. In: *The Kruger Experience: Ecology and Management of Savanna Heterogeneity*, DuToit, J. T., Rogers, K. H., & Biggs, H. C. (eds). Island Press, Washington, pp. 292–309.
- Dykhuizen, D. E. (1998) Santa Rosalia revisited: Why are there so many species of bacteria? *Antonie Van Leeuwenhoek International Journal of General and Molecular Microbiology*, 73, 25–33.
- EASAC. (2009) *Ecosystem Services and Biodiversity in Europe*. The Royal Society, London.
- Economu, E. & Kiett, T. (2008) Species diversity in neutral metacommunities: a network approach. *Ecology Letters*, 11, 52–62.
- Edwards, A. W.F. (1992) *Likelihood – Expanded Edition*. Johns Hopkins University Press, Baltimore.
- Efron, B. & Thisted, R. (1976) Estimating the number of unseen species: how many words did Shakespeare know? *Biometrika*, 63, 35–41.
- Efron, B. & Tibshirani, R. J. (1993) *An Introduction to the Bootstrap*. Chapman & Hall/CRC, Boca Raton, FL.
- Elith, J., Graham, C. H., Anderson, R. P., Dudik, M., Ferrier, S., Guisan, A., Hijmans, R. J., Huettmann, F., Leathwick, J. R., Lehmann, A., Li, J., Lohmann, L. G., Loiselle, B. A., Manion, G., Moritz, C., Nakamura, M., Nakazawa, Y., Overton, J. M. M., Peterson, A. T., Phillips, S. J., Richardson, K., Scachetti-Pereira, R., Schapire, R. E., Soberon, J., Williams, S., Wisz, M. S., & Zimmermann, N. E. (2006) Novel methods improve prediction of species' distributions from occurrence data. *Ecography*, 29, 129–151.
- Ellis, E. C. & Ramankutty, N. (2008) Putting people in the map: anthropogenic biomes of the world. *Frontiers in Ecology and the Environment*, 6, 439–447.
- Ellison, A. M., Record, S., Arguello, A., & Gotelli, N. J. (2007) Rapid inventory of the ant assemblage in a temperate hardwood forest: species composition and assessment of sampling methods. *Environmental Entomology*, 36, 766–775.
- Elton, C. (1946) Competition and the structure of ecological communities. *Journal of Animal Ecology*, 15:54–68.
- Elzinga, C. L., Salzer, D. W., & Willoughby, J. W. (1998) *Measuring & Monitoring Plant Populations*. US Dept.

- of the Interior, Bureau of Land Management; Nature Conservancy, Denver, CO.
- Engen, S. & Lande, R. (1996a) Population dynamic models generating species abundance distributions of the gamma type. *Journal of Theoretical Biology*, 178, 325–331.
- Engen, S. & Lande, R. (1996b) Population dynamic models generating the lognormal species abundance distribution. *Mathematical Biosciences*, 132, 169–183.
- Engen, S., Lande, R., Walla, T., & DeVries, P. J. (2002) Analyzing spatial structure of communities using the two-dimensional Poisson lognormal species abundance model. *The American Naturalist*, 160, 60–73.
- Engen, S., Saether, B. E., Sverdrup-Thygeson, A., Grotan, V., & Odegaard, F. (2008) Assessment of species diversity from species abundance distributions at different localities. *Oikos*, 117, 738–748.
- Epperson, B. K. (2003) *Geographical Genetics*. Princeton University Press, Princeton.
- Erickson, R. O. (1945) The *Clematis fremontii* var. *riehlii* population in the Ozarks. *Annals of the Missouri Botanical Garden*, 32, 413–460.
- Erwin, D. H. (2006) *Extinction: How life on Earth Nearly Ended 250 Million Years Ago*. Princeton University Press, Princeton.
- Etienne, R. S. (2005) A new sampling formula for neutral biodiversity. *Ecology Letters*, 8, 253–260.
- Etienne, R. S. (2007) A neutral sampling formula for multiple samples and an ‘exact’ test of neutrality. *Ecology Letters*, 10, 608–618.
- Etienne, R. S. & Alonso, D. (2005) A dispersal-limited sampling theory for species and alleles. *Ecology Letters*, 8, 1147–1156.
- Etienne, R. S. & Olff, H. (2004) A novel genealogical approach to neutral biodiversity theory. *Ecology Letters*, 7, 170–175.
- Etienne, R. S. & Olff, H. (2005) Confronting different models of community structure to species-abundance data: a Bayesian model comparison. *Ecology Letters*, 8, 493–504.
- Etienne, R. S., Latimer, A. M., Silander, J. A., & Cowling, R. M. (2006) Comment on “Neutral ecological theory reveals isolation and rapid speciation in a biodiversity hot spot”. *Science*, 311, 610.
- Etienne, R. S., Alonso, D., & McKane, A. J. (2007a) The zero-sum assumption in neutral biodiversity theory. *Journal of Theoretical Biology*, 248, 522–536.
- Etienne, R. S., Apol, M. E. F., Olff, H., & Weissing, F. J. (2007b) Modes of speciation and the neutral theory of biodiversity. *Oikos*, 116, 241–258.
- Evans, K. L., Rodrigues, A. S. L., Chown, S. L., & Gaston, K. J. (2006a) Protected areas and regional avian species richness in South Africa. *Biology Letters*, 2, 184–188.
- Evans, K. L., van Rensburg, B. J., Gaston, K. J., & Chown, S. L. (2006b) People, species richness and human population growth. *Global Ecology and Biogeography*, 15, 625–636.
- Evans, K. L., Gaston, K. J., Sharp, S. P., McGowan, A., & Hatchwell, B. J. (2009) The effect of urbanisation on avian morphology and latitudinal gradients in body size. *Oikos*, 118, 251–259.
- Evans, M., Hastings, N., & Peacock, B. (1993) *Statistical Distributions*, 2nd edn. Wiley, New York.
- Faith, D. P. (1992) Conservation evaluation and phylogenetic diversity. *Biological Conservation*, 61, 1–10.
- Fargione, J., Brown, C. S., & Tilman, D. (2003) Community assembly and invasion: an experimental test of neutral versus niche processes. *Proceedings of the National Academy of Sciences of the United States of America*, 100, 8916–8920.
- Farrell, L. E., Roman, J., & Sunquist, M. E. (2000) Dietary separation of sympatric carnivores identified by molecular analysis of scats. *Molecular Ecology*, 9, 1583–1590.
- Felsenstein, J. (1985) Phylogenies and the comparative method. *The American Naturalist*, 125, 1–15.
- Felsenstein, J. (2004) *Inferring Phylogenies*. Sinauer Associates, Sunderland, MA, USA.
- Feng, M. C., Nowierski, R. M., & Zeng, Z. (1993) Populations of *Sitobion avenae* and *Aphidius ervi* on sprint wheat in the northwestern United States. *Entomologia Experimentalis et Applicata*, 67, 109–117.
- Fewster, R. M., Buckland, S. T., Siriwardena, G. M., Baillie, S. R., & Watson, J. D. (2000) Analysis of population trends for farmland birds using generalized additive models. *Ecology*, 81, 1970–1984.
- Fiedler, K. & Schulze, C. H. (2004) Forest modification affects diversity (but not dynamics) of speciose tropical pyraloid moth communities. *Biotropica*, 36, 615–627.
- Figueiredo, M. S. L. & Grelle, C. E. V. (2009) Predicting global abundance of a threatened species from its occurrence: implications for conservation planning. *Diversity & Distributions*, 15, 117–121.
- Filippi-Codaccioni, O., Clobert, J., & Julliard, R. (2009) Urbanization effects on the functional diversity of avian agricultural communities. *Acta Oecologia*, 35, 705–710.
- Finch, S., Skinner, G., & Freeman, G. H. (1975) The distribution and analysis of cabbage root fly egg populations. *The Annals of Applied Biology*, 79, 1–18.
- Fisher, J. A. D. & Frank, K. T. (2004) Abundance-distribution relationships and conservation of exploited marine fishes. *Marine Ecology Progress Series*, 279, 201–213.

- Fisher, M. M. & Triplett, E. W. (1999) Automated approach for ribosomal intergenic spacer analysis of microbial diversity and its application to freshwater bacterial communities. *Applied and Environmental Microbiology*, **65**, 4630–4636.
- Fisher, R. A., Corbet, A. S., & Williams, C. B. (1943) The relation between the number of species and the number of individuals in a random sample of an animal population. *Journal of Animal Ecology*, **12**, 42–58.
- Fisher, J. A. D., Frank, K. T., Petrie, B., Leggett, W. C., & Shackell, N. L. (2008) Temporal dynamics within a contemporary latitudinal diversity gradient. *Ecology Letters*, **11**, 883–897.
- Flaten, G. R., Botnen, H., Grung, B., & Kvalheim, O. M. (2007) Quantifying disturbances in benthic communities – comparison of the community disturbance index (CDI) to other multivariate methods. *Ecological Indicators*, **7**, 254–276.
- Flather, C. (1996) Fitting species-accumulation functions and assessing regional land use impacts on avian diversity. *Journal of Biogeography*, **23**, 155–168.
- Fleishman, E., Thomson, J. R., Mac Nally, R., Murphy, D. D., & Fay, J. P. (2005) Using indicator species to predict species richness of multiple taxonomic groups. *Conservation Biology*, **19**, 1125–1137.
- Folch, J., Cocero, M. J., Chesné, P., Alabart, J. L., Dominguez, V., Cognié, Y., Roche, A., Vernández-Áriz, A., Martí, J. I., Sánchez, P., Echegoyen, E., Beckers, J. F., Sánchez Bonastre, A., & Vignon, X. (2009) First birth of an animal from an extinct subspecies (*Capra pyrenaica pyrenaica*) by cloning. *Theriogenology*, **71**, 1026–1034.
- Folch, C., Carpenter, S., Walker, B., Scheffer, M., Elmqvist, T., Gunderson, L., & Holling, C. S. (2004) Regime shifts, resilience, and biodiversity in ecosystem management. *Annual Review of Ecology Evolution and Systematics*, **35**, 557–581.
- Foote, M. (1988) Survivorship analysis of Cambrian and Ordovician trilobites. *Paleobiology*, **14**, 258–271.
- Foote, M. (1994) Temporal variation in extinction risk and temporal scaling of extinction metrics. *Paleobiology*, **20**, 424–444.
- Foote, M. (1997) Estimating taxonomic durations and preservation probability. *Paleobiology*, **23**, 278–300.
- Foote, M. (2000) Origination and extinction components of taxonomic diversity: general problems. In: *Deep time – Paleobiology's perspective*, Erwin, D. H. & Wing, S. L. (eds). *Paleobiology Memoir*, Paleontological Society and University of Chicago Press, pp. 74–102.
- Foote, M. (2001a) Estimating completeness of the fossil record. In: *Paleobiology II*, Briggs, D. E. G. & Crowther, P. R. (eds). Blackwell, Oxford, pp. 500–504.
- Foote, M. (2001b) Evolutionary rates and the age distribution of living and extinct taxa. In: *Evolutionary Patterns – Growth, Form, and Tempo in the Fossil Record*, Jackson, J. B. C., Lidgard, S., & McKinney, F. K. (eds). The University of Chicago Press, Chicago, pp. 245–294.
- Foote, M. (2001c) Inferring temporal patterns of preservation, origination, and extinction from taxonomic survivorship analysis. *Paleobiology*, **27**, 602–630.
- Foote, M. (2003) Origination and extinction through the Phanerozoic: a new approach. *The Journal of Geology*, **111**, 125–148.
- Foote, M. (2005) Pulsed origination and extinction in the marine realm. *Paleobiology*, **31**, 6–20.
- Foote, M. (2007a) Extinction and quiescence in marine animal genera. *Paleobiology*, **33**, 261–272.
- Foote, M. (2007b) Symmetric waxing and waning of marine invertebrate genera. *Paleobiology*, **33**, 517–529.
- Foote, M. & Raup, D. M. (1996) Fossil preservation and the stratigraphic ranges of taxa. *Paleobiology*, **22**, 121–140.
- Foote, M., Crampton, J. S., Beu, A. G., & Cooper, R. A. (2008) On the bidirectional relationship between geographic range and taxonomic duration. *Paleobiology*, **34**, 421–433.
- Foran, D. R., Crooks, K. R., & Minta, S. C. (1997) Species identification from scat: an unambiguous genetic method. *Wildlife Society Bulletin*, **25**, 835–839.
- Ford, N. B. & Lancaster, D. L. (2007) The species-abundance distribution of snakes in a bottomland hardwood forest of the southern United States. *Journal of Herpetology*, **41**, 385–393.
- Forest, F., Grenyer, R., Rouget, M., Davies, T. J., Cowling, R.M., Faith, D. P., Balmford, A., Manning, J. C., Proches, S., van der Bank, M., Reeves, G., Hedderson, T. A. J., & Salvolainen, V. (2007) Preserving the evolutionary potential of floras in biodiversity hotspots. *Nature*, **445**, 757–760.
- Fornara, D. A. & Tilman, D. (2009) Ecological mechanisms associated with the positive diversity – productivity relationship in an N-limited grassland. *Ecology*, **90**, 408–418.
- Fortin, M. J. & Dale, M. R.T. (2005) *Spatial Analysis: A Guide for Ecologists*. Cambridge University Press, Cambridge.
- Foster, S. D. & Dunstan, P. K. (2009) The analysis of biodiversity using rank abundance distributions. *Biometrics*, **66**, 186–195.
- Fotheringham, A. S., Brunson, C., & Charlton, M. (2002) *Geographically Weighted Regression: The Analysis of Spatially Varying Relationships*. Wiley, Chichester.
- Foxcroft, L. C., Rouget, M., Richardson, D. M., & MacFadyen, S. (2004) Reconstructing 50 years of Opun-

- tia stricta invasion in the Kruger National Park, South Africa: environmental determinants and propagule pressure. *Diversity & Distributions*, 10, 427–437.
- Foxcroft, L. C., Richardson, D. M., Rouget, M., & MacFadyen, S. (2009) Patterns of alien plant distribution at multiple spatial scales in a large national park: implications for ecology, management and monitoring. *Diversity & Distributions*, 15, 367–378.
- Frankham, R., Ballou, J. D., & Briscoe, D. A. (eds) 2002. *Introduction to Conservation Genetics*. Cambridge University Press.
- Freckleton, R. P., Gill, J. A., Noble, D., & Watkinson, A. R. (2005) Large-scale population dynamics, abundance-occupancy relationships and the scaling from local to regional population size. *Journal of Animal Ecology*, 74, 353–364.
- Freeman, S. N., Noble, D. G., Newson, S. E., & Baillie S. R. (2007) Modelling population changes using data from different surveys: the Common Birds Census and the Breeding Bird Survey. *Bird Study*, 54, 61–72.
- Freese, L., Auster, P. J., Heifetz, J., & Wing, B. L. (1999) Effects of trawling on seafloor habitat and associated invertebrate taxa in the Gulf of Alaska. *Marine Ecology-Progress Series*, 182, 119–126.
- Frezal, L. & Leblois, R. (2008) Four years of DNA barcoding: current advances and prospects. *Infection, Genetics and Evolution*, 8, 727–736.
- Frontier, S. (1985) Diversity and structure in aquatic ecosystems. *Oceanography and Marine Biology – An Annual Review*, 23, 253–312.
- Gans, J., Wolinsky, M., & Dunbar, J. (2005) Computational improvements reveal great bacterial diversity and high metal toxicity in soil. *Science*, 309, 1387–1390.
- Garcia, L. V. (2004) Escaping the Bonferroni iron claw in ecological studies. *Oikos*, 105, 657.
- Garcia-Martinez, J., Acinas, S. G., Anton, A. I., & Rodriguez-Valera, F. (1999) Use of the 16S-23S ribosomal genes spacer region in studies of prokaryotic diversity. *Journal of Microbiological Methods*, 36, 55–64.
- Gardner, T. A., Cote, I. M., Gill, J. A., Grant, A., & Watkinson, A. R. (2003) Long-term region-wide declines in Caribbean corals. *Science*, 301, 958–960.
- Gardner, T. A., Barlow, J., Aruajo, I. S., Ávila-Pires, T. C., Bonaldo, A. B., Costa, J. E., Esposito, M. C., Ferreira, L. V., Hawes, J., Hernandez, M. I. M., Hoogmoed, M. S., Lieite, R. N., Lo-Man-Hung, N. F., Malcolm, J. R., Martins, M. B., Mestre, L. A. M., Miranda-Santos, R., Overal, W. L., Parry, L., Peters, S. L., Roberio-Junior, M. A., da Silva, M. N. F., Motta, C. D. S., & Peres, C. A. (2007) The cost-effectiveness of biodiversity surveys in tropical forests. *Ecology Letters*, 11, 139–150.
- Garnier, E., Laurent, G., Bellmann, A., Debain, S., Berthelier, P., Ducout, B., Roumet, C., & Navas, M.-L. (2001) Consistency of species ranking based on functional leaf traits. *The New Phytologist*, 152, 69–83.
- Garnier, E., Lavorel, S., Ansquer, P., Castro, H., Cruz, P., Dolezal, J., Eriksson, O., Fortunel, C., Freitas, H., Golodets, C., Grigulis, K., Jouany, C., Kazakou, E., Kigel, J., Kleyer, M., Lehsten, V., Lepš, J., Meier, T., Pakeman, R., Papadimitriou, M., Papanastasis, V. P., Quested, H., Quéfier, F., Robson, M., Roumet, C., Rusch, G., Skarpe, C., Sternberg, M., Theau, J.-P., Thébault, A., Vile, D., & Zarovali, M. P. (2006) Assessing the effects of land-use change on plant traits, communities and ecosystem functioning in grasslands: a standardized methodology and lessons from an application to 11 European Sites. *Annals of Botany*, 99, 967–985.
- Gaston, K. J. (1991) How large is a species' geographic range? *Oikos*, 61, 434–438.
- Gaston, K. J. (1994) *Rarity*. Chapman & Hall, London.
- Gaston, K. J. (ed) (1996) *Biodiversity: A biology of numbers and difference*. Wiley, New York.
- Gaston, K. J. (1996a) Species-range size distributions: patterns, mechanisms and implications. *Trends in Ecology and Evolution*, 11, 197–201.
- Gaston, K. J. (1996b) Biodiversity – latitudinal gradients. *Progress in Physical Geography*, 20, 466–476.
- Gaston, K. J. (2003) *The Structure and Dynamics of Geographic Ranges*. Oxford University Press, Oxford.
- Gaston, K. J. (2006) Biodiversity and extinction: macroecological patterns and people. *Progress in Physical Geography*, 30, 258–269.
- Gaston, K. J. (2009) Geographic range limits: achieving synthesis. *Proceedings of the Royal Society London, B*, 276, 1395–1406.
- Gaston, K. J. & Blackburn, T. M. (2000) *Pattern and Process in Macroecology*. Blackwell, Oxford.
- Gaston, K. J. & Fuller, R. A. (2008) Commonness, population depletion and conservation biology. *Trends in Ecology and Evolution*, 23, 14–19.
- Gaston, K. J. & Fuller, R. A. (2009) The sizes of species' geographic ranges. *Journal of Applied Ecology*, 46, 1–9.
- Gaston, K. J. & Lawton, J. H. (1989) Insect herbivores on bracken do not support the core-satellite hypothesis. *The American Naturalist*, 134, 761–777.
- Gaston, K. J. & Lawton, J. H. (1990) Effects of scale and habitat on the relationship between regional distribution and local abundance. *Oikos*, 58, 329–335.
- Gaston, K. J. & He, F. (2002) The distribution of species range size: a stochastic process. *Proceedings of the Royal Society London, B*, 269, 1079–1086.
- Gaston, K. & May, R. M. (1992) The taxonomy of taxonomists. *Nature*, 356, 281–283.

- Gaston, K. J. & McArdle, B. H. (1994) The temporal variability of animal abundances: measures, methods and patterns. *Philosophical Transactions of the Royal Society, London Lond. B*, 345, 335–358.
- Gaston, K. J. & Warren, P. H. (1997) Interspecific abundance-occupancy relationships and the effects of disturbance: a test using microcosms. *Oecologia*, 112, 112–117.
- Gaston, K. J., Blackburn, T. M., & Lawton, J. H. (1997) Interspecific abundance-range size relationships: an appraisal of mechanisms. *Journal of Animal Ecology*, 66, 579–601.
- Gaston, K. J., Blackburn, T. M., & Gregory, R. D. (1998a) Interspecific differences in intraspecific abundance-range size relationships of British breeding birds. *Ecography*, 21, 149–158.
- Gaston, K. J., Blackburn, T. M., Gregory, R. D., & Greenwood, J. J.D. (1998b) The anatomy of the interspecific abundance-range size relationship for the British avifauna: I. Spatial patterns. *Ecology Letters*, 1, 38–46.
- Gaston, K. J., Blackburn, T. M., & Gregory, R. D. (1999a) Does variation in census area confound density comparisons? *Journal of Applied Ecology*, 36, 191–204.
- Gaston, K. J., Blackburn, T. M., & Gregory, R. D. (1999b) Intraspecific abundance-range size relationships: case studies of six bird species in Britain. *Diversity & Distributions* 5, 197–212.
- Gaston, K. J., Blackburn, T. M., Greenwood, J. J.D., Gregory, R. D., Quinn, R. M., & Lawton, J. H. (2000) Abundance-occupancy relationships. *Journal of Applied Ecology*, 37 (Suppl. 1), 39–59.
- Gaston, K. J., Borges, P. A.V., He, F., & Gaspar, C. (2006) Abundance, spatial variance, & occupancy: species distribution in the Azores. *Journal of Animal Ecology*, 75, 646–656.
- Gaston, K. J., Chown, S. L., & Evans, K. L. (2008a) Ecogeographic rules: elements of a synthesis. *Journal of Biogeography*, 35, 483–500.
- Gaston, K. J., Jackson, S. F., Cantú-Salazar, L., & Cruz-Piñón, G. (2008b) The ecological performance of protected areas. *Annual Review of Ecology, Evolution and Systematics*, 39, 93–113.
- Gaston, K. J., Chown, S. L., Calosi, P., et al. (2009) Macrophysiology: a conceptual re-unification. *The American Naturalist*, 174, 595–612.
- Gebremedhin, B., Ficetola, G. F., Naderi, S., Rezaei, H. R., Maudet, C., Rioux, D., Luikart, G., Flagstad, Ø., Thuiller, W., & Taberlet, P. (2009) Frontiers in identifying conservation units: from neutral markers to adaptive genetic variation. *Animal Conservation*, 12, 107–109.
- Gelman, A. (2003) A Bayesian formulation of exploratory data analysis and goodness-of-fit testing. *International Statistical Review*, 71, 369–382.
- Genome 10K Community of Scientists. (2009) Genome 10K: a proposal to obtain whole-genome sequence for 10000 vertebrate species. *Journal of Heredity*, 100, 659–674.
- Gerrodette, T. (1993) TRENDS: Software for a power analysis of linear regression. *Wildlife Society Bulletin*, 21, 515–516.
- Gibbs, J. E. (1995) MONITOR: Software for power analysis in population monitoring programs. In: USGS Pautuxent Wildlife Research Center Laurel, Maryland.
- Gibbs, J. P., Droege, S., & Eagle, P. (1998) Monitoring populations of plants and animals. *BioScience*, 48, 935–940.
- Gienapp, P., Leimu, R., & Merilä, J. (2007) Responses to climate change in avian migration time – microevolution versus phenotypic plasticity. *Climate Research*, 35, 25–35.
- Gienapp, P., Teplitsky, C., Alho, J. S., Mills, J. A., & Merilä, J. (2008) Climate change and evolution: disentangling environmental and genetic responses. *Molecular Ecology*, 17, 167–178.
- Gilchrist, G. W., Huey, R. B., Balanyá, J., Pascual, M., & Serra, L. (2004) A time series of evolution in action: a latitudinal cline in wing size in South American *Drosophila subobscura*. *Evolution*, 58, 768–780.
- Gill, S. R., Pop, M., DeBoy, R. T., Eckburg, P. B., Turnbaugh, P. J., Samuel, B. S., Gordon, J. I., Relman, D. A., Fraser-Liggett, C. M., & Nelson, K. E. (2006) Metagenomic analysis of the human distal gut microbiome. *Science*, 312, 1355–1359.
- Gillespie, T. W., Foody, G. M., Rocchini, D., Giorgi, A. P., & Saatchi S. (2008) Measuring and modelling biodiversity from space. *Progress in Physical Geography*, 32, 203–221.
- Gislason, H. & Rice, J. (1998) Modelling the response of size and diversity spectra of fish assemblages to changes in exploitation. *ICES Journal of Marine Science*, 55, 362–370.
- Gleason, H. A. (1929) The significance of Raunkiaer's law of frequency. *Ecology*, 10, 406–408.
- Golicher, D. J., O'Hara, R. B., Ruiz-Montoya, L., & Cayuela, L. (2006) Lifting a veil on diversity: a Bayesian approach to fitting relative-abundance models. *Ecological Applications*, 16, 202–212.
- Good, I. J. (1953) The population frequencies of species and the estimation of population parameters. *Biometrika*, 40, 237–264.
- Good, I. J. (2000) Turing's anticipation of empirical Bayes in connection with the cryptanalysis of the naval

- Enigma. *Journal of Statistical Computation and Simulation*, 66, 101–111.
- Goßner, M., Chao, A., Bailey, R., & Prinzing, A. (2009) Native fauna on exotic trees: phylogenetic conservatism and geographic contingency in two lineages of phytophages on two lineages of trees. *The American Naturalist*, 173, 599–614.
- Gotelli, N. J. (1991) Metapopulation models: the rescue effect, the propagule rain, and the core-satellite hypothesis. *The American Naturalist*, 138, 768–776.
- Gotelli, N. J. (2008) *A Primer of Ecology*, 4th edn. Sinauer Associates, Sunderland, MA.
- Gotelli, N. J. & Colwell, R. K. (2001) Quantifying biodiversity: procedures and pitfalls in the measurement and comparison of species richness. *Ecology Letters*, 4, 379–391.
- Gotelli, N. & Entsminger, G. L. (2009) *EcoSim: Null Models Software for Ecology*. Version 7. Acquired Intelligence Inc. & Kesey-Bear, Jericho, VT 05465. <http://garyentsminger.com/ecosim.htm>.
- Gotelli, N. J. & Graves, G. R. (1996) *Null Models in Ecology*. Smithsonian Institution Press, WA, USA.
- Gotelli, N., Anderson, M. J., Arita, H. T., Chao, A., Colwell, R. K., Connolly, S. R., Currie, D. J., Dunn, R. R., Graves, G. R., Green, J. L., Grytnes, J. A., Jiang, Y.-H., Jetz, W., Lyons, S. K., McCain, C. M., Magurran, A. E., Rahbek, C., Rangel, T. F. L. V. B., Soberon, J., Webb, C. O., & Willig, M. R. (2009) Patterns and causes of species richness: a general simulation model for macroecology. *Ecology Letters*, 12, 873–886.
- Govender, N., Trollope, W. S. W., & van Wilgen, B. W. (2006) The effect of fire season, fire frequency, rainfall and management on fire intensity in savanna vegetation in South Africa. *Journal of Applied Ecology*, 43, 748–758.
- Gower, J. C. (1971) A general coefficient of similarity and some of its properties. *Biometrics*, 27, 857–871.
- Gower, J. C. (1985) Measures of similarity, dissimilarity and distance. In *Encyclopedia of Statistical Sciences*, Kotz, S. & Johnson, N. L. (eds). Wiley, New York, Vol. 5, pp. 397–405.
- Grace, J. B. (2006) *Structural Equation Modeling and Natural Systems*. Cambridge University Press, Cambridge.
- Gradstein, F., Ogg, J., & Smith, A. (2005) *A Geological Times Scale 2004*. Cambridge University Press, Cambridge.
- Graham, C. H. & Fine, P. V. A. (2008) Phylogenetic beta diversity: linking ecological and evolutionary processes across space in time. *Ecology Letters*, 11, 1265–1277.
- Graham, C. H. & Hijmans, R. J. (2006) A comparison of methods for mapping species ranges and species richness. *Global Ecology and Biogeography*, 15, 578–587.
- Graham, J. H., Hughie, H. H., Jones, S., Wrinn, K., Krzysik, A. J., Duda, J. J., Freeman, D. C., Emlen, J. M., Zak, J. C., Kovacic, D. A., Chamberlin-Graham, C., & Balbach, H. (2004) Habitat disturbance and the diversity and abundance of ants (Formicidae) in the Southeastern Fall-Line Sandhills – art. no. 30. *Journal of Insect Science*, 4, 30–30.
- Grant, P. R. & Schluter, D. (1984) Interspecific competition inferred from patterns of guild structure. In: *Ecological Communities: Conceptual Issues and the Evidence*, Strong, D. R., Simberloff, D., Abele, L. G., & Thistle, A. B. (eds). Princeton University Press, Princeton, USA, pp. 201–233.
- Grassle, J. F. & Smith, W. (1976) A similarity measure sensitive to the contribution of rare species and its use in investigation of variation in marine benthic communities. *Oecologia*, 25, 13–22.
- Gray, J. S. (1979) Pollution-induced changes in populations. *Philosophical Transactions of the Royal Society of London B*, 286, 545–561.
- Gray, J. S. (1981) Detecting pollution induced changes in communities using the log-normal distribution of individuals among species. *Marine Pollution Bulletin*, 12, 173–176.
- Gray, J. S. (1983) Use and misuse of the log-normal plotting method for detection of effects of pollution – a reply. *Marine Ecology-Progress Series*, 11, 203–204.
- Gray, J. S. (1987) Species-abundance patterns. In: *Organization of communities – past and present*, Gee, J. H. R. & Giller, P. S. (eds). Blackwell, Oxford, pp. 53–67.
- Gray, J. S. & Mirza, F. B. (1979) Possible method for the detection of pollution-induced disturbance on marine benthic communities. *Marine Pollution Bulletin*, 10, 142–146.
- Gray, J. S., Clarke, K. R., Warwick, R. M., & Hobbs, G. (1990) Detection of the initial effects of pollution on marine benthos: an example from the Ekofisk and Eldfisk oilfields, North Sea. *Marine Ecology Progress Series*, 66, 285–299.
- Gray, J. S., Bjørgsaeter, A., & Ugland, K. I. (2005) The impact of rare species on natural assemblages. *Journal of Animal Ecology*, 74, 1131–1139.
- Gray, J. S., Bjørgsaeter, A., & Ugland, K. I. (2006) On plotting species abundance distributions. *Journal Of Animal Ecology*, 75, 752–756.
- Green, J. L. & Plotkin, J. B. (2007) A statistical theory for sampling species abundances. *Ecology Letters*, 10, 1037–1045.
- Gregorius, H. R. (1987) The relationship between the concepts of genetic diversity and differentiation. *Theoretical and Applied Genetics*, 74, 397–401.

- Gregorius, H. R. (1996) Differentiation between populations and its measurement. *Acta Biotheoretica*, 44, 23–36.
- Gregorius, H. R. (2010) Linking diversity and differentiation. *Diversity*, 2, 370–394.
- Gregory, R. D., Noble, D., Field, R., Marchant, J., Raven, M., & Gibbons, D. W. (2003) Birds as indicators of biodiversity. *Ornis Hungarica*, 12–13, 11–24.
- Greig-Smith, P. (1957) *Quantitative Plant Ecology*. Butterworth, London.
- Greig-Smith, P. (1983) *Quantitative Plant Ecology*, 3rd edn. Blackwell, London.
- Greve, M. (2007) Avifaunal responses to environmental conditions and land-use changes in South Africa: diversity, composition and body size. M.Sc. Thesis, Stellenbosch University, 185pp.
- Greve, M., Gaston, K. J., van Rensburg, B. J., & Chown, S. L. (2008) Environmental factors, regional body size distributions, and spatial variation in body size of local avian assemblages. *Global Ecology and Biogeography*, 17, 514–523.
- Grime, J. P. (1973a) Control of species density in herbaceous vegetation. *Journal of Environmental Management*, 1, 151–167.
- Grime, J. P. (1973b) Competitive exclusion in herbaceous vegetation. *Nature*, 242, 344–347.
- Grinnell, J. (1922) The role of the ‘accidental’. *Auk*, 39, 373–380.
- Groves, R. M. (1989) *Survey Errors and Survey Costs*. Wiley, New York.
- Gunnarsson, T. (2006) *A Mirror of Nature: Nordic Landscape Painting 1840–1910*. Statens Museum for Kunst, Copenhagen, pp. 11–37.
- Guo, Q., Brown, J. H., & Valone, T. J. (2000) Abundance and distribution of desert annuals: are spatial and temporal patterns related? *The Journal of Ecology*, 88, 551–560.
- Gurd, D. B. 2007. Predicting resource partitioning and community organization of filter-feeding dabbling ducks from functional morphology. *The American Naturalist*, 169, 334–343.
- Halfpenny, J. 1986. *A Field Guide to Mammal Tracking in Western America*. Johnson Books, Boulder, CO, pp. 134–148.
- Hall, S. J. & Greenstreet, S. P. (1998) Taxonomic distinctness and diversity measures: responses in marine fish communities. *Marine Ecology Progress Series*, 166, 227–229.
- Hallam, S. J., Putnam, N., Preston, C. M., Detter, J. C., Rokhsar, D., Richardson, P. M., & DeLong, E. F. (2004) Reverse methanogenesis: testing the hypothesis with environmental genomics. *Science*, 305, 1457–1462.
- Hannah, L. & Kay, J. A. (1977) *Concentration in the modern industry: theory, measurement, and the U. K. experience*. MacMillan, London.
- Hanski, I. (1982) Dynamics of regional distribution: the core and satellite species hypothesis. *Oikos*, 38, 210–221.
- Hanski, I. (1994) A practical model of metapopulation dynamics. *Journal of Animal Ecology*, 63, 151–162.
- Hanski, I. (1997) Metapopulation dynamics, from concepts and observations to predictive models. In: *Metapopulation Biology*, Hanski, I. & Gilpin, M. E. (eds). Academic Press, San Diego, pp. 69–91.
- Hanski, I. & Gyllenberg, M. (1997) Uniting two general patterns in the distribution of species. *Science*, 275, 397–400.
- Hardy, O. J. (2008) Testing the spatial phylogenetic structure of local communities: statistical performances of different null models and test statistics on a locally neutral community. *The Journal of Ecology*, 96, 914–926.
- Hardy, O. J. & Jost, L. (2008) Interpreting and estimating measures of community phylogenetic structuring. *The Journal of Ecology*, 96, 849–852.
- Hardy, O. J. & Senterre, B. (2007) Characterizing the phylogenetic structure of communities by additive partitioning of phylogenetic diversity. *The Journal of Ecology*, 95, 493–506.
- Harms, K. E., Condit, R., Hubbell, S. P., & Foster, R. B. (2001) Habitat associations of trees and shrubs in a 50-ha neotropical forest plot. *Journal of Ecology*, 89, 947–959.
- Harper, J. L. (1981) The meanings of rarity. In: *The Biological Aspects of Rare Plant Conservation*, Synge, H. (ed). Wiley, New York, pp. 189–203.
- Harrison, P. (1992) *The Third Revolution. Population, Environment and a Sustainable World*. Penguin Books, London.
- Harrison, S., Ross, S. J., & Lawton, J. H. (1992) Beta diversity on geographic gradients in Britain. *Journal of Animal Ecology*, 61, 151–158.
- Harte, J. (2008) From spatial pattern in the distribution and abundance of species to a unified theory of ecology: the role of maximum entropy methods. *Applied Optimization*, 102, 243.
- Harte, J., Kinzig, A., & Green, J. (1999) Self-similarity in the distribution and abundance of species. *Science*, 284, 334–336.
- Harte, J., Conlisk, E., Ostling, A., Green, J. L., & Smith, A. B. (2005) A theory of spatial structure in ecological communities at multiple spatial scales. *Ecological Monographs*, 75, 179–197.
- Harte, J., Zillio, T., Conlisk, E., & Smith, A. B. (2008) Maximum entropy and the state variable approach to macroecology. *Ecology*, 89, 2700–2711.

- Hartley, S., Kunin, W. E., Lennon, J. J., & Pocock, M. J. O. (2004) Coherence and discontinuity in the scaling of species' distribution patterns. *Proceedings of the Royal Society London, B*, 271, 81–88.
- Hassell, M. P., Southwood, T. R. E., & Reader, P. M. (1987) The dynamics of the viburnum whitefly (*Aleurotrachelus jelinekii*): a case study of population regulation. *Journal of Animal Ecology*, 56, 283–300.
- Hauer, R. F. & Resh, V. H. (2006) Macroinvertebrates. In: *Methods in Stream Ecology*, Hauer, R. F. & Lamberti, G. A. (eds). Academic Press/Elsevier San Diego, CA, pp. 435–463.
- Hawkins, C. P., Norris, R. H., Hogue, J. N., & Feminella, J. W. (2000) Development and evaluation of predictive models for measuring the biological integrity of streams. *Ecological Applications*, 10, 1456–1477.
- Hawkins, B. A., Diniz-Filho, J. A. F., Bini, L. M., De Marco, P., & Blackburn, T. M. (2007) Red herrings revisited: spatial autocorrelation and parameter estimation in geographical ecology. *Ecography*, 30, 375.
- Hayden, E. C. (2009) 10,000 genomes to come. *Nature*, 462, 21.
- He, F. & Condit, R. (2007) The distribution of species: occupancy, scale, and rarity. In: *Scaling Biodiversity*, Storch, D., Marquet, P. A., & Brown, J. H. (eds). Cambridge University Press, Cambridge, pp. 32–50.
- He, F. & Gaston, K. J. (2000a) Estimating species abundance from occurrence. *The American Naturalist*, 156, 553–559.
- He, F. & Gaston, K. J. (2000b) Occupancy-abundance relationships and sampling scales. *Ecography*, 23, 503–511.
- He, F. & Gaston, K. J. (2003) Occupancy, spatial variance and the abundance of species. *The American Naturalist*, 162, 366–375.
- He, F. & Tang, D. (2008) Estimating the niche preemption parameter of the geometric series. *Acta Oecologica*, 33, 105–107.
- He, F., Gaston, K. J., & Wu, J. (2002) On species occupancy-abundance models. *Écoscience*, 9, 119–126.
- Heard, S. B. (1992) Patterns in tree balance among cladistic, phenetic, and randomly generated phylogenetic trees. *Evolution*, 46, 1818–1826.
- 4pt plus4pt minus4pt Hebert, P. D. N., Cywinsky, A., Ball, S. L., & deWaard, J. R. (2003) Biological identifications through DNA barcodes. *Proceedings of the Royal Society London, B*, 270, 313–321.
- Hebert, P. D. N., Stoeckle, M. Y., Zemlak, T. S., & Francis, C. M. (2004) Identification of birds through DNA barcodes. *PLoS, Biology*, 2, 1657–1663.
- Heck, K. L., Jr., van Belle, G., & Simberloff, D. (1975) Explicit calculation of the rarefaction diversity measurement and the determination of sufficient sample size. *Ecology*, 56, 1459–1461.
- Hector, A., Schmid, B., Beierkuhnlein, C., Caldeira, M. C., Diemer, M., Dimitrakopoulos, P. G., Finn, J. A., Freitas, H., Giller, P. S. Good, J., Harris, R., Höglberg, P., Huss-Danell, K., Joshi, J., Jumpponen, A., Körner, C., Leadley, P. W., Loreau, M., Minns, A., Mulder, C. P.H., O'Donovan, G., Otway, S. J., Pereira, J. S., Prinz, A., Read, D. J., Scherer-Lorenzen, M., Schulze, E.-D., Siamantziouras, A.-S. D., Spehn, E. M., Terry, A. C., Troumbis, A. Y., Woodward, F. I., Yachi, S., & Lawton, J. H. (1999) Plant diversity and productivity in European grasslands. *Science*, 286, 1123–1127.
- Heemsbergen, D. A., Berg, M. P., Loreau, M., van Hal, J. R., Faber, J. H., & Verhoef, H. A. (2004) Biodiversity effects on soil processes explained by interspecific functional dissimilarity. *Science*, 306, 1019–1020.
- Heino, J. (2005) Positive relationship between regional distribution and local abundance in stream insects: a consequence of niche breadth or habitat niche position? *Ecography*, 28, 345–354.
- Heino, J. (2008) Temporally stable abundance-occupancy relationships and occupancy frequency patterns in stream insects. *Oecologia*, 157, 337–347.
- Helmus, M. R., Bland, T. J., Williams, C. K., & Ives, A. R. (2007) Phylogenetic measures of biodiversity. *The American Naturalist*, 169, E68–E83.
- Heltshe, J. & Forrester, N. E. (1983) Estimating species richness using the jackknife procedure. *Biometrics*, 39, 1–11.
- Henderson, P. A. (2007) Discrete and continuous change in the fish community of the Bristol Channel in response to climate change. *Journal of the Marine Biological Association*, 87, 589–598.
- Henderson, P. A. & Holmes, R. H. A. (1991) On the population dynamics of dab, sole and flounder within Bridgwater bay in the lower severn Estuary, England. *Netherlands Journal of Sea Research*, 27, 337–344.
- Henderson, P. A. & Magurran, A. E. (2010) Linking species abundance distributions in numerical abundance and biomass through simple assumptions about community structure. *Proceedings of the Royal Society London*, published online, 277, 1561–1570.
- Hendry, A. P. & Kinnison, M. T. (1999) The pace of modern life: measuring rates of contemporary microevolution. *Evolution*, 53, 1637–1653.
- Hendry, A. P., Farrugia, T. J., & Kinnison, M. T. (2008) Human influences on rates of phenotypic change in wild populations. *Molecular Ecology*, 17, 20–29.
- Hengeveld, R. (1990). *Dynamic Biogeography*. Cambridge University Press, Cambridge.
- Hesse, R., Allee, W. C., & Schmidt, K. P. (1937) *Ecological Animal Geography*. Wiley, New York.

- Hewitt, J. E., Anderson, M. J., & Thrush, S. F. (2005) Assessing and monitoring ecological community health in marine systems. *Ecological Applications*, 15, 942–953.
- Hickerson, M. J., Meyer, C. P., & Moritz, C. (2006) DNA barcoding will often fail to discover new animal species over broad parameter space. *Systems Biology*, 55, 729–739.
- Hicks, G. R. F. (1980) Structure of phytoplanktonic copepod assemblages and the influence of habitat complexity and turbidity. *Journal of experimental marine Biology and Ecology*, 44, 157–192.
- Hilborn, R. & Mangel, M. (1997) *The Ecological Detective, Confronting Models with Data*. Princeton University Press, New Jersey.
- Hill, M. O. (1973) Diversity and evenness: a unifying notation and its consequences. *Ecology*, 54, 427–432.
- Hillebrand, H. (2004) On the generality of the latitudinal diversity gradient. *The American Naturalist*, 163, 192–211.
- Hillebrand, H., Bennett, D. M., & Cadotte, M. W. (2008) Consequences of dominance: a review of evenness effects on local and regional ecosystem processes. *Ecology*, 89, 1510–1520.
- Hilt, N., Brehm, G., & Fiedler, K. (2006) Diversity and ensemble composition of geometrid moths along a successional gradient in the Ecuadorian Andes. *Journal of Tropical Ecology*, 22, 155–166.
- Hinsley, S. A., Pakeman, R., Bellamy, P. E. & Newton, I. (1996) Influences of habitat fragmentation on bird species distributions and regional population size. *Proceedings of the Royal Society London, B*, 263, 307–313.
- Hobbs, R. J., Arico, S., Aronson, J., et al. (2006) Novel ecosystems: theoretical and management aspects of the new ecological world order. *Global Ecology and Biogeography*, 15, 1–7.
- Hoehn, P., Tscharrntke, T., Tylianakis, J. M., & Steffan-Dewenter, I. (2008) Functional group diversity of bee pollinators increases crop yield. *Proceedings of the Royal Society London, B*, 275, 2283–2291.
- Holdridge, L. R., Grenke, W. C., Hatheway, W. H., Liang, T., & Tosi, J. A. (1971) *Forest Environments in Tropical Life Zones*. Pergamon Press, Oxford.
- Holmes, S. (2003) Bootstrapping phylogenetic trees, theory and methods. *Statistical Science*, 18, 241–255.
- Holt, R. (2008) Theoretical perspectives on resource pulses. *Ecology*, 89, 671–681.
- Holt, A. R., Gaston, K. J., & He, F. (2002a) Occupancy-abundance relationships and spatial distribution. *Basic and Applied Ecology*, 3, 1–13.
- Holt, A. R., Warren, P. H., & Gaston, K. J. (2002b) The importance of biotic interactions in abundance-occupancy relationships. *Journal of Animal Ecology*, 71, 846–854.
- Holt, A. R., Warren, P. H., & Gaston, K. J. (2004a) The importance of habitat heterogeneity, biotic interactions and dispersal in abundance-occupancy relationships. *Journal of Animal Ecology*, 73, 841–851.
- Holt, R. D., Knight, T. M., & Barfield, M. (2004b) Allee effects, immigration, and the evolution of species' niches. *The American Naturalist*, 163, 253–262.
- Holyoak, M., Jarosik V., & Novak, I. (1997) Weather-induced changes in moth activity bias measurement of long-term population dynamics from light trap samples. *Entomologia Experimentalis et Applicata*, 83, 329–335.
- Holyoak, M., Leibold, M., & Holt, R. (2005) *Metacommunities: Spatial Dynamics and Ecological Communities*. University of Chicago Press, Chicago.
- Hong, S. H., Bunge, J., Jeon, S. O., & Epstein, S. S. (2006) Predicting microbial species richness. *Proceedings of the National Academy of Sciences of the United States of America*, 103, 117–122.
- Hooper, D. U. & Vitousek, P. M. (1997) The effects of plant composition and diversity on ecosystem processes. *Science*, 277, 1302–1305.
- Hooper, D. U., Chapin, F. S., Ewel, J. J., Hector, A., Inchausti, P., Lavorel, S., Lawton, J. H., Lodge, D. M., Loreau, M., Naeem, S., Schmid, B., Setälä, H., Symstad, A. J., Vandermeer, J., & Wardle, D. A. (2005) Effects of biodiversity on ecosystem functioning: a consensus of current knowledge. *Ecological Monographs*, 75, 3–35.
- Horn, H. S. (1966) Measurement of “overlap” in comparative ecological studies. *The American Naturalist*, 100, 419–424.
- Horn, H. I. (ed.) (1975) *Markovian Properties of Forest Succession*. Harvard University Press, Cambridge, MA.
- Horner-Devine, M. C., Lage, M., Hughes, J. B., & Bohannan, B. J. M. (2004) A taxa – area relationship for bacteria. *Nature*, 432, 750–753.
- Hortal, J., Borges, P. A. V., & Caspar, C. (2006) Evaluating the performance of species richness estimators: sensitivity to sample grain size. *Journal of Animal Ecology*, 75, 274–287.
- Houchmandzadeh, B. (2008) Neutral clustering in a simple experimental ecological community. *Physical Review Letters*, Aug 15, 101(7), 078103. Epub 2008.
- Huang, D., Meier, R., Todd, P. A., & Chou, L. M. (2008) Slow mitochondrial COI evolution at the base of the metazoan tree and its implications for DNA barcoding. *Journal of Molecular Evolution*, 66, 167–174.
- Hubalek, Z. (1982) Coefficients of association and similarity, based on binary (presence-absence) data: an evaluation. *Biological Reviews*, 57, 669–689.

- Hubbell, S. P. (2001) *A Unified Theory of Biodiversity and Biogeography*. Princeton University Press, Princeton.
- Hubbell, S. P., Foster, R. B., O'Brien, S. T., Harms, K. E., Condit, R., Wechsler, B., Wright, S. J., & De Lao, S. L. (1999) Light-gap disturbances, recruitment limitation, and tree diversity in a neotropical forest. *Science*, 283, 554.
- Huber, J. A., Mark Welch, D., Morrison, H. G., Huse, S. M., Neal, P. R., Butterfield, D. A., & Sogin, M. L. (2007) Microbial population structures in the deep marine biosphere. *Science*, 318, 97–100.
- Huelsenbeck, J. P. & Rannala, B. (1997) Maximum likelihood estimation of topology and node times using stratigraphic data. *Paleobiology*, 23, 174–180.
- Hughenholz, P. & Pace, N. R. (1996) Identifying microbial diversity in the natural environment: a molecular phylogenetic approach. *Trends in Biotechnology*, 14, 190–197.
- Hughes, R. G. (1986) Theories and models of species abundance. *The American Naturalist*, 128, 879–899.
- Hughes, J. B. (2000) The scale of resource specialization and the distribution and abundance of lycaenid butterflies. *Oecologia*, 123, 375–383.
- Hughes, J. B., Hellmann, J. J., Ricketts, T. H., & Bohannan, B. J. M. (2000) Counting the uncountable: statistical approaches to estimating microbial diversity. *Applied and Environmental Microbiology*, 67, 4399–4406.
- Hui, C. & McGeoch, M. A. (2007a) A self-similarity model for the occupancy frequency distribution. *Theoretical Population Biology*, 71, 61–70.
- Hui, C. & McGeoch, M. A. (2007b) Modeling species distributions by breaking the assumption of self-similarity. *Oikos*, 116, 2097–2107.
- Hui, C. & McGeoch, M. A. (2007c) Capturing the “droopy-tail” in the occupancy-abundance relationship. *Ecoscience*, 14, 103–108.
- Hui, C. & McGeoch, M. A. (2008) Does the self-similar distribution model lead to unrealistic predictions? *Ecology*, 89, 2946–2952.
- Hui, C., McGeoch, M. A., & Warren, M. (2006) A spatially explicit approach to estimating species occupancy and spatial correlation. *The Journal of Animal Ecology*, 75, 140–147.
- Hui, C., Veldtman, R., & McGeoch, M. A. (2010) Measures, perceptions and scaling patterns of aggregated species distributions. *Ecography*, 33, 95–102.
- Hurlbert, S. H. (1971) The nonconcept of species diversity: a critique and alternative parameters. *Ecology*, 52, 577–586.
- Hurlbert, S. H. (1984) Pseudoreplication and the design of ecological field experiments. *Ecological Monographs*, 54, 187–211.
- Hurlbert, S. H. (1990) Spatial distribution of the montane unicorn. *Oikos*, 58, 257–271.
- Hurlbert, A. H. & Jetz, W. (2007) Species richness, hotspots, and the scale dependence of range maps in ecology and conservation. *Proceedings of the National Academy of Sciences, USA*, 104, 13384–13389.
- Hurlbert, A. H. & White, E. P. (2005) Disparity between range map – and survey-based analyses of species richness: patterns, processes and implications. *Ecology Letters*, 8, 319–327.
- Huston, M. A. (1979) A general hypothesis of species diversity. *The American Naturalist*, 113, 81–101.
- Huston, M. A. (1994) *Biological Diversity: The Coexistence of Species on Changing Landscapes*. Cambridge University Press, Cambridge.
- Huston, M. L. (1997) Hidden treatments in ecological experiments: re-evaluating the ecosystem function of biodiversity. *Oecologia*, 110, 449–460.
- Hutchings, J. A. (2000) Collapse and recovery of marine fishes. *Nature*, 406, 882–885.
- Hutchinson, G. E. (1957) Homage to Santa Rosalia; or why are there so many kinds of animals? *The American Naturalist*, 93, 145–159.
- Isaac, N. J. B., Turvey, S. T., Collen, B., Waterman, C., & Baillie, J. E. M. (2007) Mammals on the EDGE: conservation priorities based on threat and phylogeny. *PLoS ONE*, 2, e296.
- Izsak J. (2006) Some practical aspects of fitting and testing the Zipf-Mandelbrot model – a short essay. *Scientometrics*, 67, 107–120.
- Jablonski, D. (2000) Micro- and macroevolution: scale and hierarchy in evolutionary biology and paleobiology. In: *Deep time – Paleobiology's Perspective*, Erwin, D. H. & Wing, S. L. (eds). *Paleobiology Memoir*, Paleontological Society and University of Chicago Press, Chicago, pp. 15–52.
- Jaccard, P. (1900) Contribution an Problème de l'immigration post-glaciaire de la flore alpine. *Bulletin de la Société Vaudoise des Sciences Naturelles*, 36, 87–130.
- Jaccard, P. (1901) Etude comparative de la distribution florale dans une portion des Alpes et du Jura. *Bulletin de la Société Vaudoise des Sciences Naturelles*, 37, 647–579.
- Jackson, S. F. & Gaston, K. J. (2008) Land use change and the dependence of national priority species on protected areas. *Global Ecology and Biogeography*, 14, 2132–2138.
- Jackson, J. B. C., Kirby, M. X., Berger, W. H., et al. (2001) Historical overfishing and the recent collapse of coastal ecosystems. *Science*, 293, 629–638.
- James, F. C. & Wamer, N. O. (1982) Relationships between temperate forest bird communities and vegetation structure. *Ecology*, 63, 159–171.

- Janson, S. & Vegelius, J. (1981) Measures of ecological association. *Oecologia*, 49, 371–376.
- Jansen G, Savolainen R, & Versäläinen K. (2009) DNA barcoding as a heuristic tool for classifying undescribed Nearctic *Myrmica* ants (Hymenoptera: Formicidae). *Zoologica Scripta*, 38, 527–536.
- Janzen, D. H., Hallwachs, W., Blandin, P., Burns, J. M., Cadiou, J.-M., Chacon, I., Dapkey, T., Deans, A. R., Epstein, M. E., Espinoza, B., Franclemont, J. G., Haber, W. A., Hajibabei, M., Hall, J. P. W., Hebert, P. D. N., Gauld, I. D., Harvey, D. J., Hausmann, A., Kitching, I. J., Lafontaine, D., Landry, J.-F., Lemaire, C., Miller, J. Y., Montero, J., Munroe, E., Green, C. R., Ratnasingham, S., Rawlins, J. E., Robbins, R. K., Rodriguez, J. J., Rougerie, R., Sharkey, M. J., Smith, M. A., Solis, M. A., Sullivan, J. B., Thiaucourt, P., Wahl, D. B., Weller, S. J., Whitfield, J. B., Willmott, K. R., Wood, D. M., Woodley, N. E., & Wilson, J. J. (2009) Integration of DNA barcoding into an ongoing inventory of complex tropical biodiversity. *Molecular Ecology Research*, 9(Suppl. 1), 1–26.
- Järvinen, O. (1982) Species-to-genus ratios in biogeography: a historical note. *Journal of Biogeography*, 9, 363–370.
- Jetz, W. & Rahbek, C. (2002) Geographic range size and determinants of avian species richness. *Science*, 297, 1548–1551.
- Johnson, J. B. & Omland, K. S. (2004) Model selection in ecology and evolution. *Trends in Ecology and Evolution*, 19, 101–108.
- Jones, M. M., Tuomisto, H., Borcard, D., Legendre, P., Clark, D. B., & Olivas, P. C. (2008) Explaining variation in tropical plant community composition: influence of environmental and spatial data quality. *Oecologia*, 155, 593–604.
- Jorgensen, S. E., Xu, F.-L., Salas, F., & Marques, J. C. (eds.) (2005) Application of indicators for the assessment of ecosystem health. CRC Press, Boca Raton, FL.
- Jost, L. (2006) Entropy and diversity. *Oikos*, 113, 363–375.
- Jost, L. (2007) Partitioning diversity into independent alpha and beta components. *Ecology*, 88, 2427–2439.
- Jost, L. (2008) GST and its relatives do not measure differentiation. *Molecular Ecology*, 17, 4015–4026.
- Jost, L. (2009) Mismeasuring biological diversity: response to Hoffman and Hoffman (2008). *Ecological Economics*, 68, 925–927.
- Jost, L., DeVries, P., Walla, T., Greeney, H., Chao, A., & Ricotta, C. (2010) Partitioning diversity for conservation analyses. *Diversity and Distributions*, 16, 65–76.
- Jurasinski, G., Retzer, V., & Beierkuhnlein, C. (2009) Inventory, differentiation, and proportional diversity: a consistent terminology for quantifying species diversity. *Oecologia*, 159, 15–26.
- Karjalainen, J., Rahkola, M., Viljanen, M., Andronikova, I. N., & Avinskii, V. A. (1996) Comparison of methods used in zooplankton sampling and counting in the joint Russian-Finnish evaluation of the trophic state of Lake Ladoga. *Hydrobiologia*, 322, 249–253.
- Kearney, M. & Porter, W. P. (2009) Mechanistic niche modelling: combining physiological and spatial data to predict species' ranges. *Ecology Letters*, 12, 334–350.
- Keating, K. A. & Quinn, J. F. (1998) Estimating species richness: the Michaelis-Menten model revisited. *Oikos*, 81, 411–416.
- Keddy, P. A. (1992) Assembly and response rules: two goals for predictive community ecology. *Journal of Vegetation Science*, 3, 157–164.
- Kelly, A. E. & Goulden, M. L. (2008) Rapid shifts in plant distribution with recent climate change. *Proceedings of the National Academy of Sciences, USA*, 105, 11823–11826.
- Kemmel, S. W. & Hubbell, S. P. (2006) The phylogenetic structure of a neotropical forest tree community. *Ecology*, 87, S86–S99.
- Kempton, R. A. (1979) The structure of species abundance and measurement of diversity. *Biometrics*, 35, 307–321.
- Kempton, R. A. & Taylor, L. R. (1974) Log-series and log-normal parameters as diversity discriminants for Lepidoptera. *Journal of Animal Ecology*, 43, 381–399.
- Kempton, R. A. & Taylor, L. R. (1976) Models and statistics for species diversity. *Nature*, 262, 818–820.
- Kempton, R. A. & Taylor, L. R. (1978) The Q-statistic and the diversity of floras. *Nature*, 275, 252–253.
- Kempton, R. A. & Wedderburn, R. W.M. (1978) A comparison of three measures of species diversity. *Biometrics*, 34, 25–37.
- Kendrick, G. A., Holmes, K. W., & Van Niel, K. P. (2008) Multi-scale spatial patterns of three seagrass species with different growth dynamics. *Ecography*, 31, 191.
- Kennedy, C. E. J. & Southwood, T. R. E. (1984) The number of species of insects associated with British trees: a reanalysis. *Journal of Animal Ecology*, 53, 455–478.
- Kevan, P. G., Greco, C. F., & Belaussoff, S. (1997) Log-normality of biodiversity and abundance in diagnosis and measuring of ecosystemic health: pesticide stress on pollinators on blueberry heaths. *Journal of Applied Ecology*, 34, 1122–1136.
- King, T. A., Williams, J. C., Davies, W. D., & Shelton, W. L. (1981) Fixed versus random sampling of fishes in a large reservoir. *Transactions of the American Fisheries Society*, 110, 563–568.
- Kinzig, A., Tilman, D., & Pacala, S. (2001) The Functional Consequences of Biodiversity: Empirical Progress and Theoretical Extensions. Princeton University Press, Princeton, NJ.

- Kissling, W. D. & Carl, G. (2008) Spatial autocorrelation and the selection of simultaneous autoregressive models. *Global Ecology and Biogeography*, 17, 59–71.
- Kitchener, A. C., Beaumont, M. A., & Richardson, D. (2006) Geographical variation in the clouded leopard, *Neofelis nebulosa*, reveals two species. *Current Biology*, 16, 2377–2383.
- Kleijn, D., Baquero, R. A., Clough, Y., et al. (2006) Mixed biodiversity benefits of agri-environment schemes in five European countries. *Ecology Letters*, 9, 243–254.
- Klein Goldewijk, K. (2001) Estimating global land use change over the past 300 years: the HYDE database. *Global Biogeochemical Cycles*, 15, 417–33.
- Knight, T. M., McCoy, M. W., Chase, J. M., McCoy, K. A., & Holt, R. D. (2005) Trophic cascades across ecosystems. *Nature*, 437, 880–883.
- Kobayashi, S. & Kimura, K. (1994) The number of species occurring in a sample of a biotic community and its connections with species-abundance relationship and spatial distribution. *Ecological Research*, 9, 281–294.
- Koch, L. F. (1957) Index of biotal dispersity. *Ecology*, 38, 145–148.
- Kohn, M., Knauer, F., Stoffella, A., Schröder, W., & Pääbo, S. (1995) Conservation genetics of the European brown bear – a study using excremental PCR of nuclear and mitochondrial sequences. *Molecular Ecology*, 4, 95–103.
- Kohn, M. H., Murphy, W. J., Ostrander, E. A., & Wayne, R. K. (2006) Genomics and conservation genetics. *Trends in Ecology and Evolution*, 21, 629–637.
- Kolasa, J. (1989) Ecological systems in hierarchical perspective: breaks in community structure and other consequences. *Ecology*, 70, 36–47.
- Kolb, A., Barsch, F., & Diekmann, M. (2006) Determinants of local abundance and range size in forest vascular plants. *Global Biogeochemical Cycles*, 15, 237–247.
- Koleff, P., Gaston, K. J., & Lennon, J. J. (2003) Measuring beta diversity for presence – absence data. *Journal of Animal Ecology*, 72, 367–382.
- Konig, G. (1835) *Die Forst-Mathematik*. Beckersche Buchhandlung, Gotha.
- Kosso, P. (1992) *Reading the book of nature: an introduction to the philosophy of science*. Cambridge University Press, Cambridge.
- Kraft, N. J. B. & Ackerly, D. D. (2009) Response to Comment on “Functional Traits and Niche-Based Tree Community Assembly in an Amazonian Forest”. *Science*, 324, 1015.
- Kraft, N. J. B., Cornwell, W. K., Webb, C. O., & Ackerly, D. D. (2007) Trait evolution, community assembly, and the phylogenetic structure of ecological communities. *The American Naturalist*, 170, 271–283.
- Krausman, P. R. (2002) *Introduction to Wildlife Management: The Basics*. Prentice-Hall, Upper Saddle River, NJ.
- Krebs, C. J. (1972) *Ecology*. Harper & Row, New York.
- Krebs, C. J. (1989) *Ecological Methodology*. Harper and Row, New York.
- Krebs, C. J. (1999) *Ecological Methodology*, 2nd edn. Addison Wesley Longman, Menlo Park, CA.
- Kreft, H. & Jetz, W. (2007) Global patterns and determinants of vascular plant diversity. *Proceedings of the National Academy of Sciences*, 104, 5925.
- Kress, W. J., Erickson, D. L., Jones, F. A., Swenson, N. G., Perez, R., Sanjur, O., & Bermingham, E. (2009) Plant DNA barcodes and a community phylogeny of a tropical forest dynamics plot in Panama. *Proceedings of the National Academy of Sciences*, 106, 18621–18626.
- Kruskal, J. (1964) Nonmetric multidimensional scaling: a numerical method. *Psychometrika*, 29, 115–129.
- Kulczynski, S. (1928) *Die Pflanzenassoziationen der Pieninen*. Bulletin international de l’Académie Polonaise des Sciences et des Lettres, Classe des sciences mathématiques et naturelles, Série B Suppl 2, 57–203.
- Kunin, W. E. (1998) Extrapolating species abundance across spatial scales. *Science*, 281, 1513–1515.
- Kunin, W. E. & Gaston, K. J. (eds) (1997) *The Biology of Rarity: Causes and Consequences of Rare-Common Differences*. Chapman & Hall, London.
- Kuno, E. (1986) Evaluation of statistical precision and design of efficient sampling for the population estimates based on frequency of sampling. *Research in Population Ecology*, 28, 305–319.
- Kvitrud, M. A., Riemer, S. D., Brown, R. F., Bellinger, M. R., & Banks, M. A. (2005) Pacific harbor seals (*Phoca vitulina*) and salmon: genetics presents hard numbers for elucidating predator-prey dynamics. *Marine Biology*, 147, 1459–1466.
- Lack, D. L. (1947) *Darwin’s Finches*. Cambridge University Press, Cambridge.
- Lahaye, R., van der Bank, M., Bogarin, D., Warner, J., Pupulin, F., Gogot, G., Maurin, O., Duthoit, S., Barraclough, T. G., & Savolainen, V. (2008) DNA barcoding in floras of biodiversity hotspots. *Proceedings of the National Academy of Sciences*, 105, 2923–2928.
- Laliberté, E. & Legendre, P. (2010) A distance-based framework for measuring functional diversity from multiple traits. *Ecology*, 91, 299–305.
- Laliberté, E. and Shipley, W. (2009) <http://ftp3.ie.freebsd.org/pub/CRAN/web/packages/FD/FD.pdf>.
- Lambshead, P. J. D., Platt, H. M., & Shaw, K. M. (1983) The detection of differences among assemblages of marine benthic species based on an assessment of dominance and diversity. *Journal of Natural History*, 17, 859–874.

- Lamouroux, N., Doledec, S., & Gayraud, S. (2004) Biological traits of stream macroinvertebrate communities: effects of microhabitat, reach, and basin filters. *Journal of North American Benthic Society*, 23, 449–466.
- Lance, G. N. & Williams, W. T. (1967) Mixed-data classificatory programs. I. Agglomerative systems. *Australian Computational Journal*, 1, 15–20.
- Lande, R. (1996) Statistics and partitioning of species diversity, and similarity among multiple communities. *Oikos*, 76, 5–13.
- Lande, R., Engen, S., & Saether, B. -E. (2003) *Stochastic Population Dynamics in Ecology and Conservation*. Oxford University Press, Oxford.
- Lankau, R. A. & Strauss, S. Y. (2007) Mutual feedbacks maintain both genetic and species diversity in a plant community. *Science*, 317, 1561–1563.
- Larsen, D. P., Kincaid, T. M., Jacobs, S. E., & Urquhart, N. S. (2001) Designs for evaluating local and regional scale trends. *BioScience*, 51, 1069–1078.
- Larsen, D., Kaufmann, P., Kincaid, T., & Urquhart, N. (2004) Detecting persistent change in the habitat of salmon-bearing streams in the Pacific Northwest. *Canadian Journal of Fisheries and Aquatic Sciences*, 61, 283–291.
- La Sorte, F. A. & Boecklen, W. J. (2005) Temporal turnover of common species in avian assemblages in North America. *Journal of Biogeography*, 32, 1151–1160.
- Latimer, A. M., Silander, J. A., Gelfand, A. E., Rebelo, A. G., & Richardson, D. M. (2004) Quantifying threats to biodiversity from invasive alien plants and other factors: a case study from the Cape Floristic Region. *South African Journal of Science*, 100, 81–86.
- Lauer, T. E. & Spacie, A. (2004) Space as a limiting resource in freshwater systems: competition between zebra mussels (*Dreissena polymorpha*) and freshwater sponges (Porifera). *Hydrobiologia*, 517, 137–145.
- Lawes, J., Gilbert, J., & Masters, M. (1882) Agricultural, botanical and chemical results of experiments on the mixed herbage of permanent meadow, conducted for more than twenty years on the same land. II. The botanical results. *Philosophical Transactions of the Royal Society, London B*, 173, 1181–1413.
- Lawton, J. H. (1990) Species richness and population dynamics of animal assemblages. Patterns in body size: abundance space. *Philosophical Transactions of the Royal Society, London, Series B*, 330, 283–291.
- Lawton, J. H. (1999a) <http://www.worries>. *Oikos*, 85, 190–192.
- Lawton, J. H. (1999b) Are there general laws in ecology? *Oikos*, 84, 177–192.
- Lawton, J. H. & Gaston, K. J. (2001) Indicator species. In: *Encyclopedia of Biodiversity*, Levin, S. A. (ed). Academic Press, New York, Vol. 3, pp. 437–450.
- Lawton, J. H., Bignell, D. E., Bolton, B., Bloemers, G. F., Eggleton, P., Hammond, P. M., Hodda, M., Holt, R. D., Larsen, T. B., Mawdsley, N. A., Stork, N. E., Srivastava, D. S., & Watt, A. D. (1998) Biodiversity inventories, indicator taxa and effects of habitat modification in tropical forest. *Nature*, 391, 72–76.
- Legendre, P. & Legendre, L. (1998) *Numerical Ecology* 2nd edn. Elsevier, Amsterdam.
- Legendre, P., Galzin, R., & Harmelin-Vivien, M. L. (1997) Relating behaviour to habitat: solutions to the four-corner problem. *Ecology*, 78, 547–562.
- Legendre, P., Borcard, D., & Peres-Neto, P. R. (2008) Analyzing or explaining beta diversity? *Comment. Ecology*, 89, 3238–3244.
- Leger, E. A. & Forister, M. L. (2009) Colonization, abundance, and geographic range size of gravestone lichens. *Basic and Applied Ecology*, 10, 279–287.
- Leitner, W. A. & Rosenzweig, M. L. (1997) Nested species-area curves and stochastic sampling: a new theory. *Oikos*, 79, 503–512.
- Lekve, K., Boulinier, T., Stenseth, N. C., Gøsaeter, J., Fromentin, J. -M., Hines, J. E., & Nichols, J. D. (2002) Spatio-temporal dynamics of species richness on coastal fish communities. *Proceedings of the Royal Society London*, 269, 1781–1789.
- Lennon, J. J. (2000) Red-shifts and red herrings in geographical ecology. *Ecography*, 23, 101–113.
- Lennon, J. J., Koleff, P., Greenwood, J. J. D., & Gaston, K. J. (2001) The geographical structure of British bird distributions: diversity, spatial turnover and scale. *Journal of Animal Ecology*, 70, 966–979.
- Lennon, J. J., Kunin, W. E., Hartley, S., & Gaston, K. J. (2007) Species distribution patterns, diversity scaling and testing for fractals in southern African birds. In: *Scaling Biodiversity*, Storch, D., Marquet, P. A., & Brown, J. H. (eds). Cambridge University Press, Cambridge, pp. 51–76.
- Leprieux, F., Beauchard, O., Blanchet, S., Oberdorff, T., & Brosse, S. (2008) Fish invasions in the world's river systems: when natural processes are blurred by human activities. *PLoS Biology*, 6, e28 (1–7).
- Lepš, J. & Smilauer, P. (2003) *Multivariate Analysis of Ecological Data using CANOCO*. Cambridge University Press, Cambridge.
- Lepš, J., de Bello, F., Lavorel, S., & Berman, S. (2006) Quantifying and interpreting functional diversity of natural communities: practical considerations matter. *Preslia*, 78, 481–501.

- le Roux, P. C. & McGeoch, M. A. (2008) Rapid range expansion and community reorganization in response to warming. *Global Change Biology*, 14, 2950–2962.
- Lichstein, J. W., Simons, T. R., Shriver, S. A., & Franzreb, K. E. (2003) Spatial autocorrelation and autoregressive models in ecology. *Ecological Monographs*, 72, 445–463.
- Limpert, E., Stahel, W. A., & Abbt, M. (2001) Log-normal distributions across the sciences: keys and clues. *BioScience*, 51, 341–352.
- Liu, W. T., Marsh, T. L., Cheng, H., & Forney, L. J. (1997) Characterization of microbial diversity by determining terminal restriction fragment length polymorphisms of genes encoding 16S rRNA. *Applied and Environmental Microbiology*, 63, 4516–4522.
- Locke, J. W. (1994) Statistical measurement control. In: *Quality and Statistics: Total Quality Management*, Kowalewski, M. J. (ed). ASTM Philadelphia, PA, pp. 30–42.
- Loehle, C. (2006) Species abundance distributions result from body size-energetics relationships. *Ecology*, 87, 2221–2226.
- Loehle, C. & Hansen, A. (2005) Community structure and scaling relations for the avifauna of the US Pacific and inland northwest. *Ecological Complexity*, 2, 59–70.
- Loh, J., Green, R. E., Ricketts, T., Lamoreux, J., Jenkins, M., Kapos, V., & Randers, J. (2005) The Living Planet Index: using species population time series to track trends in biodiversity. *Philosophical Transactions of the Royal Society, London, Series B*, 360, 289–295.
- Longino, J. T., Coddington, J., & Colwell, R. K. (2002) The ant fauna of a tropical rain forest: estimating species richness three different ways. *Ecology*, 83, 689–702.
- Lopez, J. V., Culver, M., Stephens, J. C., Johnson, W. E., & O'Brien, S. J. (1997) Rates of nuclear and cytoplasmic mitochondrial DNA sequence divergence in mammals. *Molecular Biology and Evolution*, 14, 277–286.
- Loreau, M. (2010) Linking biodiversity and ecosystems: towards a unifying ecological theory. *Philosophical Transactions of the Royal Society, London, Series B*, 365, 49–60.
- Loreau, M., Naeem, S., & Inchausti, P. (2002) *Biodiversity and Ecosystem Functioning: Synthesis and Perspectives*. Oxford University Press, USA.
- Luck, G. W. (2007) A review of the relationships between human population density and biodiversity. *Biological Reviews*, 82, 607–645.
- Lukhtanov, V. A., Sourakov, A., Zakharov, E. V., & Hebert, P. D.N. (2009) DNA barcoding Central Asian butterflies: increasing geographical dimension does not significantly reduce the success of species identification. *Molecular Ecology and Research*, 9, 1302–1310.
- Lynch, M. & Lande, R. (1993) Evolution and extinction in response to environmental change. In: *Biotic Interactions and Global Change*, Kareiva, P. M., Kingsolver, J. G., & Huey, R. B. (eds). Sinauer Associates, Sunderland, pp. 234–250.
- Lyons, J. (1986) Capture efficiency of a beach seine for seven freshwater fishes in a north-temperate lake. *North American Journal of Fisheries Management*, 6, 288–289.
- Mabunda, D., Pienaar, D. J., & Verhoef, J. (2003) The Kruger National Park: a century of management and research. In: *The Kruger Experience: Ecology and Management of Savanna Heterogeneity*, DuToit, J. T., Rogers, K. H., & Biggs, H. C. (eds). Island Press, Washington, pp. 3–21.
- MacArthur, R. (1957) On the relative abundance of bird species. *Proceedings of the National Academy of Sciences*, 43, 293–295.
- MacArthur, R. (1960) On the relative abundance of species. *The American Naturalist*, 94, 25–36.
- MacArthur, R. H. (1965) Patterns of species diversity. *Biological Reviews*, 40, 510–533.
- MacArthur, R. H. (1972) *Geographical Ecology: Patterns in the Distribution of Species*. Princeton University Press, Princeton, NJ.
- MacArthur, R. & Levins, R. (1967) The limiting similarity, convergence, and divergence of coexisting species. *The American Naturalist*, 101, 377–385.
- MacArthur, R. H. & Wilson, E. O. (1967) *The Theory of Island Biogeography*. Princeton University Press, Princeton.
- Mace, G.M & Baillie, J. E. M. (2007) The 2010 biodiversity indicators: challenges for science and policy. *Conservation Biology*, 21, 1406–1413.
- Mace, G. M., Collar, N. J., Gaston, K. J., Hilton-Taylor, C., Akçakaya, H. R., Leader-Williams, N., Milner-Gulland, E. J., & Stuart, S. N. (2008) Quantification of extinction risk: IUCN's system for classifying threatened species. *Conservation Biology*, 22, 1424–1442.
- MacKenzie, D. I., Nichols, J. D., Lachman, G. B., Droege, S., Royle, J. A., & Langtimm, C. A. (2002) Estimating site occupancy rates when detection probabilities are less than one. *Ecology*, 83, 2248–2255.
- MacKenzie, D. I., Nichols, J. D., Hines, J. E., Knutson, M. G., & Franklin, A. B. (2003) Estimating site occupancy, colonization, and local extinction when a species is detected imperfectly. *Ecology*, 84, 2200–2207.
- MacKenzie, D. I., Nichols, J. D., Royle, J. A., Pollock, K. H., Bailey, L. L., & Hines, J. E. (2006) *Occupancy Estimation and Modeling: Inferring Patterns and Dynamics of Species Occurrence*. Academic Press, San Diego.
- MacNally, R. (2007) Use of the abundance spectrum and relative-abundance distributions to analyze assemblage

- change in massively altered landscapes. *The American Naturalist*, 170, 319–330.
- Magurran, A. E. (1988) *Ecological Diversity and its Measurement*. Princeton University Press, Princeton, NJ.
- Magurran, A. E. (2004) *Measuring Biological Diversity*. Blackwell Science, Oxford.
- Magurran, A. E. (2005) *Evolutionary Ecology: The Trinidadian Guppy*. Oxford University Press, Oxford.
- Magurran, A. E. (2007) Species abundance distributions over time. *Ecology Letters*, 10, 347–354.
- Magurran, A. E. (2008) Diversity over time. *Folia Geobotanica*, 43, 319–327.
- Magurran, A. E. (2009) Threats to freshwater fish. *Science*, 325, 1215–1216.
- Magurran, A. E., Baillie, S. R., Buckland, S. T., Dick, J. McP., Elston, D. A., Scott, E. M., Smith, R. I., Somerfield, P. J., Watt, A. D. (2010) Long-term data sets in biodiversity research and monitoring: assessing change in ecological communities through time. *Trends in Ecology and Evolution*, in press.
- Magurran, A. E. & Henderson, P. A. (2003) Explaining the excess of rare species in natural species abundance distributions. *Nature*, 422, 714–716.
- Magurran, A. E. & Phillip, D. A. T. (2001) Implications of species loss in freshwater fish assemblages. *Ecography*, 24, 645–650.
- Mandelbrot, B. B. (1963) New methods in statistical economics. *Journal of Political Economy*, 71, 421–440.
- Mandelbrot, B. B. (1982) *The fractal geometry of nature*. W. H. Freeman and Co, New York.
- Manly, B. F. J. (1991) *Randomisation and Monte Carlo Methods in Biology*. Chapman & Hall, London.
- Manly, B. F. J. (2004) *Multivariate Statistical Methods: A Primer*. Chapman & Hall/CRC.
- Manley, P. N., Zielinski, W. J., Schlesinger, M. D., & Mori, S. R. (2004) Evaluation of a multiple-species approach to monitoring species at the ecoregional scale. *Ecological Applications*, 14, 296–310.
- Mantel, N. (1967) The detection of disease clustering and a generalized regression approach. *Cancer Research*, 27, 209–220.
- Mao, C. X. & Colwell, R. K. (2005) Estimation of species richness: mixture models, the role of rare species, and inferential challenges. *Ecology*, 86, 1143–1153.
- Mao, C. X. & Li, J. (2009) Comparing species assemblages via species accumulation curves. *Biometrics*, 65, 1063–1067.
- Mao, C. X., Colwell, R. K., & Chang, J. (2005) Estimating species accumulation curves using mixtures. *Biometrics*, 61, 433–441.
- Marques, T. A., Thomas, L., Fancy, S. G., & Buckland, S. T. (2007) Improving estimates of bird density using multiple covariate distance sampling. *The Auk*, 124, 1229–1243.
- Marquet, P. A., Keymer, J. A., & Hernan, C. (2003) Breaking the stick in space: of niche models, metacommunities and patterns in the relative abundance of species. In: *Macroecology: Concepts and Consequences*, Blackburn, T. M. & Gaston, K. J. (eds). Blackwell Science, Oxford, pp. 64–86.
- Marriott, E. (2002) *The Plague Race. A Tale of Fear, Science and Heroism*. Picador, London.
- Marshall, C. R. (1990) Confidence intervals on stratigraphic ranges. *Paleobiology*, 16, 1–10.
- Marshall, C. R. (1994) Confidence intervals on stratigraphic ranges: partial relaxation of the assumption of randomly distributed fossil horizons. *Paleobiology*, 20, 459–469.
- Marshall, C. R. (1995) Distinguishing between sudden and gradual extinctions in the fossil record: predicting the position of the iridium anomaly using the ammonite fossil record on Seymour Island, Antarctica. *Geology*, 23, 731–734.
- Marshall, C. R. (1997) Confidence intervals on stratigraphic ranges with nonrandom distributions of fossil horizons. *Paleobiology*, 23, 165–173.
- Marshall, C. R. & Ward, P. D. (1996) Sudden and gradual molluscan extinctions in the latest Cretaceous of western European Tethys. *Science*, 274, 1360–1363.
- Martin, J., Runge, M. C., Nichols, J. D., Lubow, B. C., & Kendall, W. L. (2009) Structured decision making as a conceptual framework to identify thresholds for conservation and management. *Ecological Applications*, 19, 1079–1090.
- Martinez, W. L. & Martinez, A. R. (2002) *Computational Statistics Handbook with MATLAB*. Chapman & Hall/CRC, Boca Raton.
- Mason, N. W.H., MacGillivray, K., Steel, J. B., & Wilson, J. B. (2003) An Index of functional diversity. *Journal of Vegetation Science*, 14, 571–578.
- Mason, N. W.H., Mouillot, D., Lee, W. G., & Wilson, J. B. (2005) Functional richness, functional evenness and functional divergence: the primary components of functional diversity. *Oikos*, 111, 112–118.
- Maurer, B. A. (1999) *Untangling Ecological Complexity*. University of Chicago Press, Chicago.
- May, R. M. (1975) Patterns of species abundance and diversity. In: *Ecology and Evolution of Communities*, Cody, M. L. & Diamond, J. M. (eds). Harvard University Press Cambridge, MA, pp. 81–120.
- May, R. M. (1990) Taxonomy as destiny. *Nature*, 347, 129–130.
- May, R. M. (2007) Unanswered questions and why they matter. In *Theoretical Ecology: Principles and*

- Applications, 3rd edn, May, R. M. & McLean, A. R. (eds), pp. 205–215. Oxford University Press, Oxford.
- Mayfield, M., Boni, M., Daily, G., & Ackerly, D. D. (2005) Species and functional diversity of native and human-dominated plant communities. *Ecology*, **86**, 2365–2372.
- Mazancourt, C. (2001) Consequences of community drift. *Science*, **293**, 1772.
- McDonald, R. I., Kareiva, P., & Forman, R. T. T. (2008) The implications of current and future urbanization for global protected areas and biodiversity conservation. *Biological Conservation*, **141**, 1695–1703.
- McElwain, J. C., Wagner, P. J., & Hesselbo, S. P. (2009) Fossil plant relative abundances indicate sudden loss of Late Triassic biodiversity in Greenland. *Science*, **324**, 1554–1556.
- McGeoch, M. A. (1998) The selection, testing and application of terrestrial insects as bioindicators. *Biological Reviews*, **73**, 181–201.
- McGeoch, M. A. (2007) Insects and bioindication: theory and practice. In: *Insect Conservation Biology*, Stewart, A. J., New, T. R., & Lewis, O. T. (eds), CABI, Wallingford, pp. 144–174.
- McGeoch, M. A. & Gaston, K. J. (2002) Occupancy frequency distributions: patterns, artefacts and mechanisms. *Biological Reviews*, **77**, 311–331.
- McGeoch, M. A., Van Rensburg, B. J., & Botes, A. (2002) The verification and application of bioindicators: a case study of dung beetles in a savanna ecosystem. *Journal of Applied Ecology*, **39**, 661–672.
- McGeoch, M. A., Kalwij, J. M., & Rhodes, J. I. (2009) A spatial assessment of *Brassica napus* gene flow potential to wild and weedy relatives in the Fynbos Biome. *South African Journal of Science*, **105**, 109–115.
- McGeoch, M. A., Schroeder, M., Ekbom, B., & Larsson, S. (2007) Saproxyl beetle diversity in a managed boreal forest: importance of stand characteristics and forestry conservation measures. *Diversity & Distributions*, **13**, 418–429.
- McGill, B. (2003a) Does Mother Nature really prefer rare species or are log-left-skewed SADs a sampling artefact? *Ecology Letters*, **6**, 766–773.
- McGill, B. J. (2003b) A test of the unified neutral theory of biodiversity. *Nature*, **422**, 881–885.
- McGill, B. J. (2003c) Strong and weak tests of macroecological theory. *Oikos*, **102**, 679–685.
- McGill, B. J. (2006) A renaissance in the study of abundance. *Ecology*, **314**, 770–772.
- McGill, B. J. (2010) Towards a unification of unified theories of biodiversity. *Ecology Letters*, **13**, 627–642.
- McGill, B. & Collins, C. (2003) A unified theory for macroecology based on spatial patterns of abundance. *Evolutionary Ecology Research*, **5**, 469–492.
- McGill, B. J. & Nekola, J. C. (2010) Mechanisms in macroecology: AWOL or purloined letter? Towards a pragmatic view of mechanism. *Oikos*, **119**, 591–603.
- McGill, B. J., Hadly, E. A., & Maurer, B. A. (2005) Community inertia of quaternary small mammal assemblages in North America. *Proceedings of the National Academy of Sciences of the United States of America*, **102**, 16701–16706.
- McGill, B. J., Maurer, B. A., & Weiser, M. D. (2006a) Empirical evaluation of the neutral theory. *Ecology*, **87**, 1411–1423.
- McGill, B. J., Enquist, B. J., Weiher, E., & Westoby, M. (2006b) Rebuilding community ecology from functional traits. *Trends in Ecology and Evolution*, **21**, 178–185.
- McGill, B. J., Etienne, R. S., Gray, J. S., Alonso, D., Anderson, M. J., Benecha, H. K., Dornelas, M., Enquist, B. J., Green, J. L., He, F., Hurlbert, A. H., Magurran, A. E., Marquet, P. A., Maurer, B. A., Ostling, A., Soykan, C. U., Ugland, K. I., & White, E. P. (2007) Species abundance distributions: moving beyond single prediction theories to integration within an ecological framework. *Ecology Letters*, **10**, 995–1015.
- McGowan, A. J. & Smith, A. B. (2008) Are global Phanerozoic marine diversity curves truly global? A study of the relationship between regional rock records and global Phanerozoic marine diversity. *Paleobiology*, **34**, 80–103.
- McIntire, E. J. B. & Fajardo, A. (2009) Beyond description: the active and effective way to infer processes from spatial patterns. *Ecology*, **90**, 46–56.
- McIntosh, R. P. (1962) Raunkiaer's "Law of Frequency". *Ecology*, **43**, 533–535.
- McIntosh, R. P. (1967) An index of diversity and the relation of certain concepts of diversity. *Ecology*, **48**, 392–404.
- McKinney, M. L. (2002) Influence of settlement time, human population, park shape and age, visitation and roads on the number of alien plant species in protected areas in the USA. *Diversity & Distributions*, **8**, 311–318.
- McKinney, M. L. (2006) Urbanization as a major cause of biotic homogenization. *Biological Conservation*, **127**, 247–260.
- McKinney, M. L. & Lockwood, J. L. (1999) Biotic homogenization: a few winners replacing many losers in the next mass extinction. *Trends in Ecology and Evolution*, **14**, 450–453.
- McNaughton, S. J. & Wolf, L. L. (1970) Dominance and the niche in ecological systems. *Science*, **167**, 131–139.
- McPeck, M. A. (2007) The macroevolutionary consequences of ecological differences among species. *Paleontology*, **50**, 111–129.

- McPeck, M. A. (2008) The ecological dynamics of clade diversification and community assembly. *The American Naturalist*, 172, E270–E284.
- McPherson, J. M. & Jetz, W. (2007) Type and spatial structure of distribution data and the perceived determinants of geographical gradients in ecology: the species richness of African birds. *Global Ecology and Biogeography*, 16, 657–667.
- McRae, B. H., Schumaker, N. H., McKane, R. B., Busing, R. T., Solomon, A. M., & Burdick, C. A. (2008) A multimodel framework for simulating wildlife population response to land-use and climate change. *Ecological Modelling*, 219, 77–91.
- Meier, R., Shiyang, K., Vaidya, G., & Ng, P. K. L. (2006) DNA barcoding and taxonomy in Diptera: a tale of high intraspecific variability and low identification success. *Systematic Biology*, 55, 715–728.
- Meier, R., Zhang, G., & Ali, F. (2008) The use of mean instead of smallest interspecific distances exaggerates the size of the “Barcoding Gap” and leads to misidentification. *Systematic Biology*, 57, 809–813.
- Mercado-Silva, N. & Escandon-Sandoval, D. S. (2008) A comparison of seining and electrofishing for fish community bioassessment in a Mexican Atlantic slope montane river. *North American Journal of Fisheries Management*, 28, 1725–1732.
- Milesi, C., Hashimoto, H., Running, S. W., & Nemani, R. W. (2005) Climate variability, vegetation productivity and people at risk. *Global and Planetary Change*, 47, 221–231.
- Millar, C. D., Huynen, L., Subramanian, S., Mohandesan, E., & Lambert, D. M. (2008) New developments in ancient genomics. *Trends in Ecology and Evolution*, 23, 386–393.
- Millennium Ecosystem Assessment. (2005) *Ecosystems and Human Well-being: Biodiversity Synthesis*. World Resources Institute, Washington, DC.
- Miller, A. I. & Foote, M. (1996) Calibrating the Ordovician Radiation of marine life: implications for Phanerozoic diversity trends. *Paleobiology*, 22, 304–309.
- Minchin, P. R. (1987) An evaluation of the relative robustness of techniques for ecological ordination. *Vegetatio*, 69, 89–107.
- Misra, M. K. & Misra, B. N. (1981) Species diversity and dominance in a tropical grassland community. *Folia Geobotanica*, 16, 309–316.
- Monaghan, M. T., Wild, R., Elliot, M., Fujisawa, T., Balke, M., Inward, D. J. G., Lees, D. C., Ranaivosolo, R., Eggleton, P., Barraclough, T. G., & Vogler, A. P. (2009) Accelerated species inventory on Madagascar using coalescent-based models of species delineation. *Systematic Biology*, 58, 298–311.
- Montroll, E. & Shlesinger, M. F. (1982) On $1/f$ noise and other distributions with long tails. *Proceedings of the National Academy of Sciences*, 79, 3380–3383.
- Moodley, Y. & Bruford, M. W. (2007) Molecular biogeography: towards an integrated framework for conserving pan-African biodiversity. *PLoS ONE*, 5, e454.
- Mooers, A. O. & Heard, S. B. (1997) Evolutionary process from phylogenetic tree shape. *The Quarterly Review of Biology*, 72, 31–54.
- Mooers, A. O., Heard, S. B., & Chrostowski, E. (2005) Evolutionary heritage as a metric for conservation. In: *Phylogeny and Conservation*, Purvis, A., Brooks, T. L., & Gittleman, J. L. (eds). Oxford University Press, Oxford, pp. 120–138.
- Mora, C., Tittensor, D. P., & Myers, R. A. (2008) The completeness of taxonomic inventories for describing the global diversity and distribution of marine fishes. *Proceedings of the Royal Society London*, B, 275, 149–155.
- Moreno, C. E. & Halffter, G. (2001) Spatial and temporal analysis of α , β and γ diversity of bats in a fragmented landscape. *Biodiversity and Conservation*, 10, 367–382.
- Morin, P. J. (1999) *Community Ecology*. Wiley-Blackwell, Malden, PA.
- Morisita, M. (1959) Measuring of interspecific association and similarity between communities. *Memoires of the Faculty of Science, Kyushu University, Series E (Biology)*, 3, 65–80.
- Morlon, H., Chuyong, G., Condit, R., Hubbell, S., Kenfack, D., Thomas, D., Valencia, R., & Green, J. L. (2008) A general framework for the distance – decay of similarity in ecological communities. *Ecology Letters*, 11, 904.
- Morlon, H., White, E. P., Etienne, R. S., Green, J. L., Ostling, A., Alonso, D., Enquist, B. J., He, F., Hurlbert, A., Magurran, A. E., Maurer, B. A., McGill, B. J., Olff, H., Storch, D., & Zillio T. (2009) Taking species abundance distributions beyond individuals. *Ecology Letters*, 12, 488–501.
- Morris, P. J., Ivany, L. C., Schopf, K. M., & Brett, C. E. (1995) The challenge of paleoecological stasis: reassessing sources of evolutionary stability. *Proceedings of the National Academy of Sciences, USA*, 92, 11269–11273.
- Moss, D., Furse, M. T., Wright, J. F., & Armitage, P. D. (1987) The prediction of the macroinvertebrate fauna of unpolluted running-water sites in Great Britain using environmental data. *Freshwater Biology*, 17, 41–52.
- Motomura, I. (1932) On the statistical treatment of communities. *Zoological Magazine, Tokyo*, 44, 379–383.
- Mouchet, M., Guilhaumon, F., Villéger, S., Mason, N. W. H., Tomasini, J. A., & Mouillot, D. (2008) Towards a consensus for calculating dendrogram-based functional diversity indices. *Oikos*, 117, 794–800.

- Mouillot, D., Mason, N. W. H., Dumay, O., & Wilson, J. B. (2005) Functional regularity: a neglected aspect of functional diversity. *Oecologia*, 142, 353–359.
- Moulton, M. P. & Pimm, S. L. (1987) Morphological assortment in introduced Hawaiian passerines. *Evolutionary Ecology*, 1, 113–124.
- Mulder, C. P. H., Uliasi, D. D., & Doak, D. F. (2001) Physical stress and diversity-productivity relationships: the role of positive interactions. *Proceedings of the National Academy of Sciences USA*, 98, 6704–6708.
- Murphy, B. R. & Willis, D. W. (1996) *Fisheries Techniques*. American Fisheries Society, Bethesda, MD, USA.
- Murray, R. D., Holling, M., Dott, H. E. M., & Vandome, P. (1998) *The Breeding Birds of South-East Scotland. A tetrad atlas 1988–1994*. The Scottish Ornithologists Club, Edinburgh.
- Murray, B. R., Rice, B. L., Keith, D. A., Myerscough, P. J., Howell, J., Floyd, A. G., Mills, K., & Westoby, M. (1999) Species in the tail of rank-abundance curves. *Ecology*, 80, 1806–1816.
- Muyzer, G., Dewaal, E. C., & Uitterlinden, A. G. (1993) Profiling of complex microbial-populations by denaturing gradient gel-electrophoresis analysis of polymerase chain reaction-amplified genes-coding for 16s ribosomal-RNA. *Applied and Environmental Microbiology*, 59, 695–700.
- Nachman, G. (1981) A mathematical model of the functional relationship between density and spatial distribution of a population. *Journal of Animal Ecology*, 50, 453–460.
- Nachman, G. (1984) Estimates of mean population density and spatial distribution of *Tetranychus urticae* (Acarina: Tetranychidae) and *Phytoseiulus persimilis* (Acarina: Phytoseiidae) based upon the proportion of empty sampling units. *Journal of Applied Ecology*, 21, 903–913.
- Naeem, S., Bunker, D. E., Hector, A., Loreau, M., & Perrings, C. (2009) *Biodiversity, Ecosystem Functioning, and Human Wellbeing: An Ecological and Economic Perspective*. Oxford University Press, Oxford.
- Nakatsu, C. H. (2007) Soil microbial community analysis using denaturing gradient gel electrophoresis. *Soil Science Society of America Journal*, 71, 562–571.
- Nanney, D. L. (2004) No trivial pursuit. *BioScience*, 54, 720–721.
- National Research Council. (2000) *Ecological Indicators for the Nation*. National Academy Press, Washington, DC.
- Nee, S. (2003) The unified phenomenological theory of biodiversity. In: *Macroecology: Concepts and Consequences*, Blackburn, T. M. & Gaston, K. J. (eds). Blackwell Science, Oxford, pp. 31–44.
- Nee, S., Harvey, P. H., & Cotgreave, P. (1992) Population persistence and the natural relationship between body size and abundance. In *Conservation of Biodiversity for Sustainable Development*, Sandlund, O. T., Hindar, K., & Brown, A. H. D. (eds). Scandavian University Press, Oslo, pp. 124–136.
- Nemani, R., Keeling, C. D., Hashimoto, H., Jolly, W. M., Piper, S. C., Tucker, C. J., Myneni, R. B., & Running, S. W. (2003) Climate-driven increases in global terrestrial net primary production from 1982 to 1999. *Science*, 300, 1560–1563.
- Newson, S. E., Woodburn, R., Noble, D. G., & Baillie, S. R. (2005) Evaluating the breeding bird survey for producing national population size and density estimates. *Bird Study*, 52, 42–54.
- Newson, S. E., Evans, K. L., Noble, D. G., Greenwood, J. J. D., & Gaston, K. J. (2008) Use of distance sampling to improve estimates of national population sizes for common and widespread breeding birds in the UK. *Journal of Applied Ecology*, 45, 1330–1338.
- Nicholls, H. (2009) Darwin 200: Let's make a mammoth. *Nature*, 456, 310–314.
- Nixon, K. C. & Wheeler, Q. D. (1992) Measures of phylogenetic diversity. In: *Extinction and Phylogeny*, Novacek, M. J. & Wheeler, Q. D. (eds). Columbia University Press, New York, pp. 216–234.
- Norden, N., Chazdon, R., Chao, A., Jiang, Y. -H., & Vilchez-Alvarado, B. (2009) Resilience of tropical rain forests: rapid tree community reassembly in secondary forests. *Ecology Letters*, 12, 385–394.
- Nusslein, K. & Tiedje, J. M. (1999) Soil bacterial community shift correlated with change from forest to pasture vegetation in a tropical soil. *Applied and Environmental Microbiology*, 65, 3622–3626.
- Ochiai, A. (1957) Zoogeographic studies on the soleoid fishes found in Japan and its neighboring regions. *Bulletin of the Japanese Society of Scientific Fisheries*, 22, 526–530.
- O'Dwyer, J. P., Lake, J. K., Ostling, A., Savage, V. M., & Green, J. L. (2009) An integrative framework for stochastic size-structured community assembly. *Proceedings of the National Academy of Science*, 106, 6170–6175.
- Ogutu, J. O. & Owen-Smith, N. (2003) ENSO, rainfall and temperature influences on extreme population declines among African savanna ungulates. *Ecology Letters*, 6, 412–419.
- O'Hara, R. B. (2005) Species richness estimators: how many species can dance on the head of a pin. *Journal of Animal Ecology*, 74, 375–386.
- Oksanen, J., Kindt, R., Legendre, P., O'Hara, B., Simpson, G. L., & Stevens, M. H. H. (2008) *vegan: Community Ecology Package*. In: R package version. <http://cran.r-project.org>.

- Olden, J. D. (2006) Biotic homogenization: a new research agenda for conservation biogeography. *Journal of Biogeography*, 33, 2027–2039.
- Olsen, G. J., Lane, D. J., Giovannoni, S. J., Pace, N. R., & Stahl, D. A. (1986) Microbial ecology and evolution – a ribosomal-RNA approach. *Annual Review of Microbiology*, 40, 337–365.
- Olson, V. A., Davies, R. G., Orme, C. D. L., Thomas, G. H., Meiri, S., Blackburn, T. M., Gaston, K. J., Owens, I. P. F., & Bennett, P. M. (2009) Global biogeography and ecology of body size in birds. *Ecology Letters*, 12, 249–259.
- Oremland, R. S., Capone, D. G., Stolz, J. F., & Fuhrman, J. (2005) Whither or wither geomicrobiology in the era of ‘community metagenomics’. *Nature Reviews Microbiology*, 3, 572–578.
- Osborn, A. M., Moore, E. R. B., & Timmis, K. N. (2000) An evaluation of terminal-restriction fragment length polymorphism (T-RFLP) analysis for the study of microbial community structure and dynamics. *Environmental Microbiology*, 2, 39–50.
- Øvreås, L. (2000) Population and community level approaches for analyzing microbial diversity in natural environments. *Ecology Letters*, 3, 236–251.
- Øvreås, L. & Torsvik, L. (2000) Microbial diversity and community structure in two different agricultural soil communities. *Microbial Ecology*, 36, 303–315.
- Øvreås, L., Daae, F. L., Torsvik, V., & Rodriguez-Valera, F. (2003) Characterization of microbial diversity in hypersaline environments by melting profiles and reassociation kinetics in combination with terminal restriction fragment length polymorphism (T-RFLP). *Microbial Ecology*, 46, 291–301.
- Owen-Smith, N., Kerley, G. I. H., Page, B., Slotow, R., & van Aarde, R. J. (2006) A scientific perspective on the management of elephants in the Kruger National Park and elsewhere. *South African Journal of Science*, 102, 389–394.
- Pace, N. R. (1997) A molecular view of microbial diversity and the biosphere. *Science*, 276, 734–740.
- Pace, N. R., Stahl, D. A., Lane, D. J., & Olsen, G. J. (1986) The analysis of natural microbial-populations by ribosomal-RNA sequences. *Advances in Microbial Ecology*, 9, 1–55.
- Packer, L., Gibbs, J., Sheffield, C., & Hanner, R. (2009) DNA barcoding and the mediocrity of morphology. *Molecular Ecology and Research*, 9(Suppl. 1), 42–50.
- Palomares, F., Godoy, J. A., Piriz, A., O’Brien, S. J., & Johnson, W. E. (2002) Faecal genetic analysis to determine the presence and distribution of elusive carnivores: design and feasibility of the Iberian Lynx. *Molecular Ecology*, 11, 2171–2182.
- Palumbi, S. R. & Cipriano, F. (1998) Species identification using genetic tools: the value of nuclear and mitochondrial gene sequences in whale conservation. *The Journal of Heredity*, 89, 459–464.
- Pan, H. Y., Chao, A., & Foissner, W. (2009) A non-parametric lower bound for the number of species shared by multiple communities. *Journal of Agricultural, Biological and Environmental Statistics*, 14, 452–468.
- Pardo, L. (2006) *Statistical Inference Based on Divergence Measures*. Chapman & Hall/CRC, Taylor & Francis Group, Boca Raton, FL.
- Parmesan, C. (2006) Ecological and evolutionary responses to recent climate change. *Annual Review of Ecology, Evolution and Systematics*, 37, 637–669.
- Parr, C. L. & Chown, S. L. (2003) Burning issues for conservation: a critique of faunal fire research in Southern Africa. *Austral Ecology*, 28, 384–395.
- Parr, C. L., Robertson, H. G., Biggs, H. C., & Chown, S. L. (2004) Response of African savanna ants to long-term fire regimes. *Journal of Applied Ecology*, 41, 630–642.
- Parsons, R. F. & Cameron, D. G. (1974) Maximum plant species diversity in terrestrial communities. *Biotropica*, 6, 202–203.
- Parsons, K. M., Piertney, S. B., Middlemas, S. J., Hammond, P. S., & Armstrong, J. D. (2005) DNA-based identification of salmonid prey species in seal faeces. *Journal of Zoology*, 266, 275–281.
- Passmore, A. J., Jarman, S. N., Swadling, K. M., Kawaguchi, S., McMinn, A., & Nicol, S. (2006) DNA as a dietary biomarker in Antarctic krill, *Euphausia superba*. *Journal of Marine Biotechnology*, 8, 686–696.
- Patrício, J., Salas, F., Pardal, M. A., Jørgensen, S. E., & Marques, J. C. (2006) Ecological indicators performance during a re-colonisation field experiment and its compliance with ecosystem theories. *Ecological Indicators*, 6, 43–57.
- Patuxent Wildlife Research Center (2001) Breeding Bird Survey FTP site. URL <ftp://www.mp2-pwrc.usgs.gov/pub/bbs/Datafiles/>
- Pausas, J. G. & Verdú, M. (2008) Fire reduces morphospace occupation in plant communities. *Ecology*, 89, 2181–2186.
- Pautasso, M. & Gaston, K. J. (2005) Resources and global avian assemblage structure in forests. *Ecology Letters*, 8, 282–289.
- Pavoine, S., Ollier, S., & Pontier, D. (2005a) Measuring diversity from dissimilarities with Rao’s quadratic entropy: are any dissimilarities suitable? *Theoretical Population Biology*, 67, 231–239.

- Pavoine, S., Ollier, S., & Dufour, A. B. (2005b) Is the originality of a species measurable? *Ecology Letters*, 8, 579–586.
- Pavoine, S., Love, M., & Bonsall, M. B. (2009) Hierarchical partitioning of evolutionary and ecological patterns in the organization of phylogenetically-structured species assemblages: application to rockfish (genus: *Sebastes*) in the Southern California Bight. *Ecology Letters*, 12, 898–908.
- Payton, M. E., Greenstone, M. H., & Schenker, N. (2003) Overlapping confidence intervals or standard error intervals: What do they mean in terms of statistical significance? 6 pp. *Journal of Insect Science*, 3, 34, available online: insectscience.org/3.34.
- Pearson, T. H. (1975) The benthic ecology of Loch Linnhe and Loch Eil, a sea-loch system on the west coast of Scotland. IV. Changes in the benthic fauna attributable to organic enrichment. *Journal of Experimental Marine Biology and Ecology*, 20, 1–41.
- Pease, C. M. (1988) Biases in the survivorship curves of fossil taxa. *Journal of Theoretical Biology*, 130, 31–48.
- Peet, R. K. (1974) The measurement of species diversity. *Annual Review of Ecology and Systematics*, 5, 285–307.
- Perry, J. N., Liebhold, A. M., Rosenberg, M. S., Dungan, J., Miriti, M., Jakomulska, A. & Citron-Pousty, S. (2002) Illustrations and guidelines for selecting statistical methods for quantifying spatial pattern in ecological data. *Ecography*, 25, 578.
- Perry, J. N. & Woiwod, I. P. (1992) Fitting Taylor's power law. *Oikos*, 65, 538–542.
- Perry, J. N. & Taylor, L. R. (1985) Adès: new ecological families of species-specific frequency distributions that describe repeated spatial samples with an intrinsic power-law variance-mean property. *Journal of Animal Ecology*, 54, 931–953.
- Perry, J. N. & Taylor, L. R. (1986) Stability of real interacting populations in space and time: implications, alternatives and the negative binomial kc. *Journal of Animal Ecology*, 55, 1053–1068.
- Pertoldi, C., Wójcik, J. M., Malgorzata, T., Kawalko, A., Kristensen, T. N., Loeschke, V., Gregersen, V. R., Coltman, D., Wilson, G. A., Randi, E., Henryon, M., & Bendixen, C. (2009) Genome variability in European and American bison detected using the BovineSNP50 BeadChip. *Conservation Genetics*, 11, 627–634. doi: 10.1007/s10592-009-9977-y.
- Petchey, O. L. & Gaston, K. J. (2002) Functional diversity (FD), species richness and community composition. *Ecology Letters*, 5, 402–411.
- Petchey, O. L. & Gaston, K. J. (2004) How do different measures of functional diversity perform? *Ecology*, 85, 847–857.
- Petchey, O. L. & Gaston, K. J. (2006) Functional diversity: back to basics and looking forward. *Ecology Letters*, 9, 741–758.
- Petchey, O. L. & Gaston, K. J. (2007) Dendrograms and measuring functional diversity. *Oikos*, 116, 1422–1426.
- Petchey, O. L., O'Gorman, E. J., & Flynn, D. F. B. (2009) A functional guide to functional diversity measures. In: *Biodiversity, Ecosystem Functioning, and Human Wellbeing: An Ecological and Economic Perspective*, Naeem, S., Bunker, D. E., Hector, A., Loreau, M., & Perrings, C. (eds). Oxford University Press, Oxford, pp. 49–59.
- Peters, S. E. (2006) Genus extinction, origination, and the durations of sedimentary hiatuses. *Paleobiology*, 32, 387–407.
- Peters, S. E. & Foote, M. (2002) Determinants of extinction in the fossil record. *Nature*, 416, 420–424.
- Peterson, J. T. & Paukert, C. P. (2009) Converting non-standard fish sampling data to standardized data. In: *Standard Methods for Sampling North American Freshwater Fishes*, Bonar, S. A., Hubert, W. A., & Willis, D. W. (eds). American Fisheries Society, Bethesda, MD.
- Phillips, J. (1860) *Life on Earth: its Origin and Succession*. Macmillan, Cambridge.
- Phillip, D. A. (1998) Biodiversity of freshwater fishes of Trinidad and Tobago, West Indies. In: *School of Biology*. University of St Andrews, St Andrews, p. 99.
- Pianka, E. R. (1989) Latitudinal gradients in species diversity. *Trends in Ecology and Evolution*, 4, 223.
- Pielou, E. C. (1975) Species abundance distributions. In: *Ecological Diversity*. Wiley Interscience, New York, pp. 19–31.
- Pielou, E. C. (1977) *Mathematical Ecology*. Wiley, New York.
- Pillans, S., Ortiz, J.-C., Pillans, R. D., & Possingham, H. P. (2007) The impact of marine reserves on nekton diversity and community composition in subtropical eastern Australia. *Biological Conservation*, 136, 455–469.
- Piña-Alguilar, R. E., Lopez-Saucedo, J., Sheffield, R., Ruiz-Galaz, L. I., Barroso-Padilla, J. J., & Gutiérrez-Gutiérrez, A. (2009) Revival of extinct species using nuclear transfer: hope for the mammoth, true for the Pyrenean ibex, but is it time for "conservation cloning"? *Cloning and Stem Cells*, 11, 341–346.
- Piñeyro-Nelson, A., Van Heerwaarden, J., Perales, H. R. et al. (2009) Transgenes in Mexican maize: molecular evidence and methodological considerations for GMO detection in landrace populations. *Molecular Ecology*, 18, 750–761.
- Platt, J. R. (1964) Strong inference. *Science*, 146, 347–353.
- Platt, H. M., Shaw, K. M., & Lamshead, P. J.D. (1984) Nematode species abundance patterns and their use in

- the detection of environmental perturbations. *Hydrobiologia*, 118, 59–66.
- Plotkin, J. B. & Muller-Landau, H. C. (2002) Sampling the species composition of a landscape. *Ecology*, 83, 3344–3356.
- Podani, J. (2005) Multivariate exploratory data analysis of ordinal data in ecology: pitfalls, problems and solutions. *Journal of Vegetation Science*, 16, 497–510.
- Podani, J. & Schmera, D. (2006) On dendrogram-based measures of functional diversity. *Oikos*, 115, 179–185.
- Podani, J. & Schmera, D. (2007) How should a dendrogram based measure of functional diversity function? A rejoinder to Petchey and Gaston. *Oikos*, 116, 1427–1430.
- Poff, N. L., Olden, J. D., Vieira, N. K. M., Finn, D. S., Simmons, M. P., & Kondratieff, B. C. (2006) Functional trait niches of North American lotic insects: traits-based ecological applications in light of phylogenetic relationships. *Journal of North American Benthic Society*, 25, 730–755.
- Pollard, E. (1979) A national scheme for monitoring the abundance of butterflies. The first three years. *Proceedings and Transactions of the British Entomological and Natural History Society*, 12, 77–90.
- Poon, E. L. & Margules, C. R. (2004) Searching for new populations of rare plant species in remote locations. In: *Sampling Rare or Elusive Species*, Thompson, W. L. (ed). Island Press, Washington, DC, pp. 189–207.
- Poos, M. S., Walker, S. C., & Jackson, D. A. (2009) Functional-diversity indices can be driven by methodological choices and species richness. *Ecology*, 90, 341–347.
- Popper, K. R. (1959) *The Logic of Scientific Discovery*. Hutchinson.
- Porter, W. P., Sabo, J. L., Tracy, C. R., Reichman, O. J., & Ramankutty, N. (2002) Physiology on a landscape scale: plant-animal interactions. *Integrative and Comparative Biology*, 42, 431–453.
- Pradel, R. (1996) Utilization of Capture-Mark-Recapture for the study of recruitment and population growth rate. *Biometrics*, 52, 703–709.
- Prendergast, J. R., Quinn, R. M., Lawton, J. H., Eversham, B. C., & Gibbons, D. W. (1993) Rare Species, the Coincidence of Diversity Hotspots and Conservation Strategies. *Nature*, 365, 335–337.
- Press, W. H., Teukolsky, S. A., Vetterling, W. T., & Flannery, B. P. (2007) *Numerical Recipes: The Art of Scientific Computing*. Cambridge University Press, Cambridge.
- Preston, F. W. (1948) The commonness and rarity of species. *Ecology*, 29, 254–283.
- Preston, F. W. (1960) Time and space and the variation of species. *Ecology*, 41, 612–627.
- Preston, F. W. (1962) The canonical distribution of commonness and rarity: Parts 1 and 2. *Ecology*, 43, 185–215, 410–432.
- Price, P. W., Diniz, I. R., Morais, H. C., & Marques, E. S. A. (1995) The abundance of insect herbivore species in the tropics: the high local richness of rare species. *Biotropica*, 27, 468–478.
- Primack, R. B. (1998). *Essentials of Conservation Biology*, 2nd edn. Sinauer Associates, Sunderland, MA.
- Pueyo, S. (2006) Diversity: between neutrality and structure. *Oikos*, 112, 392–405.
- Pueyo, Y., Alados, C. L., & Ferrer-Benimeli, C. (2006) Is the analysis of plant community structure better than common species-diversity indices for assessing the effects of livestock grazing on a Mediterranean arid ecosystem? *Journal of Arid Environments*, 64, 698–712.
- Purvis, A. & Hector, A. (2000) Getting the measure of biodiversity. *Nature*, 405, 212–219.
- Pybus, O. G. & Harvey, P. H. (2000) Testing macroevolutionary models using incomplete molecular phylogenies. *Proceedings of the Royal Society London, B*, 267, 2267–2272.
- Quince, C., Curtis, T. P., & Sloan, W. T. (2008) The rational exploration of microbial diversity. *The ISME Journal*, 2, 997–1006.
- Quince, C., Lanzen, A., Curtis, T. P., Davenport, R. J., Hall, N., Head, I. M., Read, L. F., & Sloan, W. T. (2009) Accurate determination of microbial diversity from 454 pyrosequencing data. *Nature Methods* 6, 639–641.
- Quinn, G. P. & Keough, M. J. (2002) *Experimental Design and Data Analysis for Biologists*. Cambridge University Press, Cambridge.
- R Development Core Team. (2005) *R: A Language and Environment for Statistical Computing*. R Foundation for Statistical Computing, Vienna, Austria.
- Rabeni, C. F., Peterson, J. T., Lyons, J., & Mercado-Silva, N. (2009) Sampling fish in warmwater Wadeable streams. In: *Standard Methods for Sampling North American Freshwater Fishes*, Bonar, S. A., Hubert, W. A., & Willis, D. W. (eds). American Fisheries Society, Bethesda.
- Rabinowitz, D. (1981) Seven forms of rarity. In: *Biological Aspects of Rare Plant Conservation*, Synge, H. (ed.). Wiley, Chichester, pp. 205–217.
- Rabinowitz, D., Cairns, S., & Dillon, T. (1986) Seven forms of rarity and their frequency in the flora of the British Isles. In: *Conservation Biology: The Science of Scarcity and Diversity*, Soulé, M. J. (ed). Sinauer, Sunderland, MA, pp. 182–204.
- Rahbek, C. & Graves, G. R. (2001) Multiscale assessment of patterns of avian species richness. *Proceedings of the National Academy of Sciences, USA*, 98, 4534–4539.

- Rand, T. A., Tylanakis, J. M., & Tschardtke, T. (2006) Spillover edge effects: the dispersal of agriculturally subsidized insect natural enemies into adjacent natural habitats. *Ecology Letters*, 9, 603–614.
- Rangel, T., Diniz-Filho, J. A. F., & Bini, L. M. (2006) Towards an integrated computational tool for spatial analysis in macroecology and biogeography. *Global Ecology and Biogeography*, 15, 321–327.
- Ranjard, L., Poly, F., Combrisson, J., Richaume, A., Gourièrre, F., Thioulouse, J., & Nazaret, S. (2000) Heterogeneous cell density and genetic structure of bacterial pools associated with various soil microenvironments as determined by enumeration and DNA fingerprinting approach (RISA). *Microbial Ecology*, 39, 263–272.
- Rao, C. R. (1982) Diversity and dissimilarity coefficients: a unified approach. *Theoretical Population Biology*, 21, 24–43.
- Rapoport, E. H. 1982. *Areography: Geographical Strategies of Species*. Pergamon, Oxford.
- Ratnasingham, S. & Hebert, P. D. N. (2007) BOLD: the barcode of life data system (www.barcodinglife.org). *Molecular Ecology Notes* 7:355–364.
- Raunkaier, C. (1909) Formationsundersogelse og Formationsstatistik. *Svensk Botanisk Tidskrift*, 30, 20–132.
- Raunkaier, C. (1934) *Life Forms and Statistical Plant Geography*. Oxford University Press, Oxford.
- Raup, D. M. (1975) Taxonomic diversity estimation using rarefaction. *Paleobiology*, 1, 333–342.
- Raup, D. M. (1978) Cohort analyses of generic survivorship. *Paleobiology*, 4, 1–15.
- Raup, D. M. (1979) Size of the Permo-Triassic bottleneck and its evolutionary implications. *Science*, 206, 217–218.
- Raup, D. M. (1991) A kill curve for Phanerozoic marine species. *Paleobiology*, 17, 37–48.
- Raup, D. M. & Boyajian, G. E. (1988) Patterns of generic extinction in the fossil record. *Paleobiology*, 14, 109–125.
- Raup, D. M. & Sepkoski, J. J., Jr. (1982) Mass extinctions in the marine fossil record. *Science*, 215, 1501–1503.
- Raxworthy, C. J., Pearson, R. G., Rabibisoa, N., Rakoton-drazafy, A. M., Ramanamanjato, J.-B., Raselimanana, A. P., Wu, S., Nussbaum, R. A., & Stone, D. A. (2008) Extinction vulnerability of tropical montane endemism from warming and upslope displacement: a preliminary appraisal for the highest massif in Madagascar. *Global Change Biology*, 14, 1703–1720.
- Redding, D. W. & Mooers, A. O. (2006) Incorporating evolutionary measures into conservation prioritisation. *Conservation Biology*, 20, 1670–1678.
- Redding, D. W., Hartmann, K., Mimoto, A., Bokal, D., DeVos, M., & Mooers, A. O. (2008) Evolutionarily distinctive species often capture more phylogenetic diversity than expected. *Journal of Theoretical Biology*, 251, 606–615.
- Regan, H. M., Hierl, L. A., Franklin, J., Deutschman, D. H., Schmalbach, H. L., Winchell, C. S., & Johnson, B. S. (2008) Species prioritization for monitoring and management in regional multiple species conservation plans. *Diversity & Distributions*, 14, 462–471.
- Reid, W. V. (1998) Biodiversity hotspots. *Trends in Ecology and Evolution*, 13, 275–280.
- Renkonen, O. (1938) Statistisch-ökologische Untersuchungen über die terrestrische Käferwelt der finnischen Bruchmoore. *Annale Zoologici Societatis Zoologicae-Botanicae Fennicae Vanamo*, 6, 1–231.
- Rice, J. C. (2000) Evaluating fishery impacts using metrics of community structure. *ICES Journal of Marine Science*, 57, 682–688.
- Richards, P. W. 1969. Speciation in the tropical rain forest and the concept of the niche. *Biological Journal of the Linnean Society*, 1, 149–153.
- Richardson, D. M., Holmes, P. M., Esler, K. J., Galatowitsch, S. M., Stromberg, J. C., Kirkman, S. P., Pyšek, P., & Hobbs, R. J. (2007) Riparian vegetation: degradation, alien plant invasions, and restoration prospects. *Diversity & Distributions*, 13, 126–139.
- Ricklefs, R. E. 2008. Disintegration of the ecological community. *The American Naturalist*, 172, 741–750.
- Ricklefs, R. E. & Travis, J. (1980) A morphological approach to the study of avian community organization. *Auk*, 97, 321–338.
- Ricotta, C. (2004) A parametric diversity measure combining the relative abundances and taxonomic distinctiveness of species. *Diversity & Distributions*, 10, 143–146.
- Ricotta, C. (2005) A note on functional diversity measures. *Basic and Applied Ecology*, 6, 479–486.
- Ricotta, C. & Moretti, M. (2008) Quantifying functional diversity with graph-theoretical measures: advantages and pitfalls. *Community Ecology*, 9, 11–16.
- Ricotta, C. & Szeidl, L. (2009) Diversity partitioning of Rao's quadratic entropy. *Theoretical Population Biology*, 76, 299–302.
- Riitters, K. H., O'Neill, R. V., Hunsaker, C. T., Wickham, J. D., Yankee, D. H., Timmins, S. P., Jones, K. B., & Jackson, B. L. (1995) A factor analysis of landscape pattern and structure metrics. *Landscape Ecology*, 10, 23–39.
- Robbins, C. S., Bystrak, D., & Geissler, P. H. (1986) *The Breeding Bird Survey: Its First Fifteen Years, 1965–1979*. US Dept of the Interior, Fish and Wildlife Service, Washington, DC.
- Roca, A. L., Georgiadis, N., Pecon-Slatery, J., & O'Brien, S. J. (2001) Genetic evidence for two species of elephant in Africa. *Science*, 293, 1747–1477.

- Roche Diagnostics. (2009) Using Multiplex Identifier (MID) Adaptors for the GS FLX Titanium Chemistry – Basic MID Set. Technical Bulletin Genome Sequencer FLX System, Mannheim, Germany, pp. 1–11.
- Rodrigues, A. S. L., Gregory, R. D., & Gaston, K. J. (2000) Robustness of reserve selection procedures under temporal species turnover. *Proceedings of the Royal Society London*, 267, 49–55.
- Roe, A. D. & Sperling, F. A. H. (2007) Patterns of evolution of mitochondrial cytochrome c oxidase I and II DNA and implications for DNA barcoding. *Molecular Phylogenetics and Evolution*, 44, 325–345.
- Roesch, L. F., Fulthorpe, R. R., Riva, A., Casella, G., Hadwin, A. K. M., Kent, A. D., Daroub, S. H., Camargo, F. A. O., Farmerie, W. G., & Triplett, E. W. (2007) Pyrosequencing enumerates and contrasts soil microbial diversity. *The ISME Journal*, 1, 283–290.
- Romanov, M. N., Tuttle, E. M., Houck, M. L., Modi, W. S., Chemnick, L. G., Karody, M. L., Stremel Mork, E. M., Otten, C. A., Renner, T., Jones, K. C., Dandekar, S., Papp, J. C., Da, Y., NISC Comparative Sequencing Program, Green, E. D., Magrini, V., Hickenbotham, M. T., Glasscock, J., McGrath, S., Mardis, E. R., & Ryder, O. A. (2009) The value of avian genomics to the conservation of wildlife. *BMC Genomics*, 10: doi:10.1186/1471-2164-10-S2-S10.
- Romanuk, T. N. & Kolasa, J. (2001) Simplifying the complexity of temporal diversity dynamics: a differentiation approach. *Ecoscience*, 8, 259–263.
- Rordinini, C., Wilson, K. A., Boitani, L., Grantham, H., & Possingham, H. P. (2006) Tradeoffs of different types of species occurrence data for use in systematic conservation planning. *Ecology Letters*, 9, 1136–1145.
- Rondon, M. R., August, P. R., Bettermann, A. D., Brady, S. F., Grossman, T. H., Liles, M. R., Loiacono, K. A., Lynch, B. A., MacNeil, I. A., Minor, C., Tiong, C. L., Gilman, M., Osburne, M. S., Clardy, J., Handelsman, J., & Goodman, R. M. (2000) Cloning the soil metagenome: a strategy for accessing the genetic and functional diversity of uncultured microorganisms. *Applied and Environmental Microbiology*, 66, 2541–2547.
- Rosenfeld, J. S. (2002) Functional redundancy in ecology and conservation. *Oikos*, 98, 156–162.
- Rosenzweig, M. L. (1992) Species diversity gradients: we know more and less than we thought. *Journal of Mammalogy*, 73, 715–730.
- Rosenzweig, M. L. (1995) *Species Diversity in Space and Time*. Cambridge University Press, Cambridge.
- Rosenzweig, M. L. (1998) Preston's ergodic conjecture: the accumulation of species in space and time. In: *Biodiversity Dynamics: Turnover of Populations, Taxa, and Communities*, McKinney, M. L. & Drake, J. A. (eds). Columbia University Press New York, pp. 311–348.
- Rosenzweig, M. L. (2003) Reconciliation ecology and the future of species diversity. *Oryx*, 37, 194–205.
- Rosenzweig, M. L. (2004) Applying species-area relationships to the conservation of species diversity. In: *Frontiers of Biogeography: New Directions in the Geography of Nature*, Lomolino, M. V. & Heany, L. (eds). Sinauer Associates, Sunderland, MA, pp. 325–343.
- Rosenzweig, M. L., Turner, W. R. Cox, J. G., & Ricketts, T. H. (2003) Estimating diversity in unsampled habitats of a biogeographical province. *Conservation Biology*, 17, 864–874.
- Rosewell, J., Shorrocks, B., & Edwards, K. (1990) Competition on a divided and ephemeral resource: testing the assumptions. I. Aggregation. *Journal of Animal Ecology*, 59, 977–1001.
- Rosing, M. T. & Frei, R. (2004) U-rich Archaean sea-floor sediments from Greenland – indications of > 3700 Ma oxygenic photosynthesis. *Earth and Planetary Science Letters*, 217, 237–244.
- Rossi, R. E., Mulla, D. J., Journel, A. G., & Franz, E. H. (1992) Geostatistical tools for modeling and interpreting ecological spatial dependence. *Ecological Monographs*, 62, 277–314.
- Roughgarden, J. (2009) Is there a general theory of community ecology? *Biology and Philosophy*, 24, 521–529.
- Routledge, R. (1979) Diversity indices: which ones are admissible? *Journal of Theoretical Biology*, 76, 503–515.
- Routledge, R. D. & Swartz, T. B. (1991) Taylor's power law reexamined. *Oikos*, 60, 107–112.
- Rovito, S. M., Parra-Olea, S., Vásquez-Almazán, C. R., Papenfuss, T. J., & Wake, D. B. (2009) Dramatic declines in neotropical salamander populations are an important part of the global amphibian crisis. *Proceedings of the National Academy of Sciences. USA*, 106, 3231–3236.
- Royal Society. (2003) *Measuring Biodiversity for Conservation*. The Royal Society, London.
- Royle, R. A., Nichols, J. D., & Kéry, M. (2005) Modelling occurrence and abundance of species when detection is imperfect. *Oikos*, 110, 353–359.
- Rubinoff, D., Cameron, S., & Will, K. (2006) A genomic perspective on the shortcomings of mitochondrial DNA for "barcoding" identification. *The Journal of Heredity*, 97, 581–594.
- Li, R., Fan, W., Tian, G., Zhu, H., He, L., Cai, J., Huang, Q., Cai, Q., Li, B., Bai, Y., Zhang, Z., Zhang, Y., Wang, W., Li, J., Wei, F., Li, H., Jian, M., Li, J., Zhang, Z., Nielsen, R., Li, D., Gu, W., Yang, Z., Xuan, Z., Ryder, O. A., Leung, F. C.-C., Zhou, Y., Cao, J., Sun, X., Fu, Y., Fang, X., Guo, X.,

- Wang, B., Hou, R., Shen, F., Mu, B., Ni, P., Lin, R., Qian, W., Wang, G., Yu, C., Nie, W., Wang, J., Wu, Z., Liang, H., Min, J., Wu, Q., Cheng, S., Ruan, J., Wang, M., Shi, Z., Wen, M., Liu, B., Ren, X., Zheng, H., Dong, D., Cook, K., Shan, G., Zhang, H., Kosiol, C., Xie, X., Lu, Z., Zheng, H., Li, Y., Steiner, C., Lam, T., Lin, S., Zhang, Q., Li, G., Tian, J., Gong, T., Liu, H., Zhang, D., Fang, L., Ye, C., Zhang, J., Hu, W., Xu, A., Ren, Y., Zhang, G., Bruford, M. W., Li, Q., Ma, L., Guo, Y., An, N., Hu, Y., Zheng, Y., Shi, Y., Li, Z., Liu, Q., Chen, Y., Zhao, J., Qu, N., Zhao, S., Tian, F., Wang, X., Wang, H., Xu, L., Liu, X., Vinar, T., Wang, Y., Lam, T.-W., Yiu, S.-M., Liu, S., Zhang, H., Li, D., Huang, Y., Wang, X., Yang, G., Jiang, Z., Wang, J., Qin, N., Li, L., Li, J., Bolund, L., Kristiansen, K., Wong, G. K.-S., Olson, M., Zhang, X., Li, S., Yang, H., Wang, J., & Wang, J. (2010). The sequence and de novo assembly of the giant panda genome. *Nature*, 463, 311–317.
- Rusch, D. B., Halpern, A. L., Sutton, G., Heidelberg, K. B., Williamson, S., Yooshef, S., Wu, D., Eisen, J. A., Hoffman, J. M., Remington, K., Beeson, K., Tran, B., Smith, H., Baden-Tillson, H., Stewart, C., Thorpe, J., Freeman, J., Andrews-Pfannkoch, C., Venter, J. E., Li, K., Kravitz, S., Heidelberg, J. F., Utterback, T., Rogers, Y.-H., Falcón, L. I., Souza, V., Bonilla-Rosso, G., Eguiarte, L. E., Karl, D. M., Sathendranath, S., Platt, T., Birmingham, E., Gallardo, V., Tamayo-Castillo, G., Ferrari, M. R., Strausberg, R. L., Nealson, K., Friedman, R., Frazier, M., & Venter, J. C. (2007) The Sorcerer II global ocean sampling expedition: Northwest Atlantic through Eastern tropical Pacific. *PLoS Biology*, 5, 398–431.
- Russell, G. J., Diamond, J. M., Pimm, S. L., & Reed, T. M. (1995) A century of turnover: community dynamics at three timescales. *Journal of Animal Ecology*, 64, 628–641.
- Rust, K. F. & Rao, J. N. K. (1996) Variance estimation for complex surveys using replication techniques. *Statistical Methods in Medical Research*, 5, 283–310.
- Ryti, R. T. & Case, T. J. (1986) Overdispersion of ant colonies: a test of hypotheses. *Oecologia*, 69, 446–453.
- Sachs, J. D. (2008) *Common Wealth: Economics for a Crowded Planet*. Penguin Press, London.
- Sadler, P. M. & Cooper, R. A. (2003) Best-fit intervals and consensus sequences: a comparison of the resolving power of traditional biostratigraphy and computer assisted correlation. In: *High-Resolution Stratigraphic Approaches in Paleontology*, Harries, P. (ed). Plenum Press, New York, pp. 49–94.
- Saint-Germain, M., Buddle, C. M., Larrivé, M., Mercado, A., Motchula, T., Reichert, E., Sackett, T. E., Sylvain, Z., & Webb, A. (2007) Should biomass be considered more frequently as a currency in terrestrial arthropod community analysis. *Journal of Applied Ecology*, 44, 330–339.
- Salas, F., Marcos, C., Neto, J. M., Patrício, J., Perez-Ruzafa, A., & Marques, J. C. (2006a) User-friendly guide for using benthic ecological indicators in coastal and marine quality assessment. *Ocean and Coastal Management*, 49, 308–331.
- Salas, F., Patrício, J., Marcos, C., Pardal, M. A., Perez-Ruzafa, A., & Marques, J. C. (2006b) Are taxonomic distinctness measures compliant to other ecological indicators in assessing ecological status? *Marine Pollution Bulletin*, 52, 162–174.
- Samways, M. J. (1989) Insect conservation and the disturbance landscape. *Agriculture, Ecosystems & Environment*, 27, 183–194.
- Sanders, H. (1968) Marine benthic diversity: a comparative study. *The American Naturalist*, 102, 243.
- Sara, M. (2008) Breeding abundance of threatened raptors as estimated from occurrence data. *The Ibis*, 150, 776–778.
- Sawyer, A. J. (1989) Inconstancy of Taylor's b: simulated sampling with different quadrat sizes and spatial distributions. *Research in Population Ecology*, 31, 11–24.
- Scharff, N., Coddington, J. A., Griswold, C. E., Hormiga, G., & De Place Bjørn, P. (2003) When to quit? Estimating spider species richness in a northern European deciduous forest. *Journal of Arachnology*, 31, 246–273.
- Scheaffer, R. L., Mendenhall, W., & Ott, L. (2006) *Elementary Survey Sampling*. Thomson Brooks/Cole, Southbank, Vic., Belmont, CA.
- Schechtman, E. & Wang, S. (2004) Jackknifing two-sample statistics. *Journal of Statistical Planning and Inference*, 119, 329–340.
- Scheiner, S. M., Cox, S. B., Willig, M., Mittelbach, G. G., Osenberg, C., & Kaspari, M. (2000) Species richness, species-area curves and Simpson's paradox. *Evolutionary Ecology Research*, 2, 791–802.
- Schiermeier, Q. (2005) Hurricane link to climate change is hazy. *Nature*, 437, 461–461.
- Schleper, C., Jurgens, G., & Jonscheit, M. (2005) Genomic studies of uncultivated archaea. *Nature Reviews Microbiology*, 3, 479–488.
- Schloss, P. D. & Handelsman, J. (2006a) Introducing SONS, a tool for operational taxonomic unit-based comparisons of microbial community memberships and structures. *Applied Environmental Microbiology*, 72, 6773–6779.
- Schloss, P. D. & Handelsman, J. (2006b) Toward a census of bacteria in soil. *Plos Computational Biology*, 2, 786–793.
- Schmera, D., Erös, T., & Podani, J. (2009) A measure for assessing functional diversity in ecological communities. *Aquatic Microbial Ecology*, 43, 157–167.

- Schulze, E. -D. & Mooney, H. A. (1994) Biodiversity and Ecosystem Function. Springer, Berlin, Germany.
- Schulze, C. H., Waltert, M., Kessler, P. J. A., et al. (2004) Biodiversity indicator groups of tropical land-use systems: comparing plants, birds, and insects. *Ecological Applications*, 14, 1321–1333.
- Schwarz, G. (1978) Estimating the dimension of a model. *Annals of Statistics*, 6, 461–464.
- Schwieger, F. & Tebbe, C. C. (1998) A new approach to utilize PCR-single-strand-conformation polymorphism for 16s rRNA gene-based microbial community analysis. *Applied and Environmental Microbiology*, 64, 4870–4876.
- Schweiger, O., Klotz, S., Durka, W., & Kühn, I. (2008) A comparative test of phylogenetic diversity indices. *Oecologia*, 157, 485–495.
- Seeger, M. & Jerez, C. A. (1992) Phosphate limitation affects global gene-expression in *Thiobacillus ferrooxidans*. *Geomicrobiology Journal*, 10, 227–237.
- Seigel, A. F. & German, R. Z. (1982) Rarefaction and taxonomic diversity. *Biometrics*, 38, 235–241.
- Selmi, S. & Boulinier, T. (2004) Distribution-abundance relationship for passerines breeding in Tunisian oases: test of the sampling hypothesis. *Oecologia*, 139, 440–445.
- Sepkoski, J. J., Jr. (1975) Stratigraphic biases in the analysis of taxonomic survivorship. *Paleobiology*, 1, 343–355.
- Sepkoski, J. J., Jr. (1979) A kinetic model of Phanerozoic taxonomic diversity. II. Early Phanerozoic families and multiple equilibria. *Paleobiology*, 5, 222–251.
- Sepkoski, J. J., Jr. (1982) A compendium of fossil marine families. *Milwaukee Public Museum Contributions in Biology and Geology*, 51, 139.
- Sepkoski, J. J. (1988) Alpha, beta, or gamma: where does all the diversity go? *Paleobiology*, 14, 221–234.
- Sepkoski, J. J., Jr. (2002) A compendium of fossil marine animal genera. *Bulletins of American Paleontology*, 363, 1–563.
- Shaw, A. B. (1964) *Time in Stratigraphy*. McGraw-Hill, New York.
- Shaw, J., Lickey, E. B., Schilling, E. E., & Small, R. L. (2007) Comparison of whole chloroplast genome sequences to choose noncoding regions for phylogenetic studies in angiosperms: the tortoise and the hare III. *American Journal of Botany*, 94, 275–288.
- Shen, T., Chao, A., & Lin, C. (2003) Predicting the number of new species in further taxonomic sampling. *Ecology*, 84, 798–804.
- Sherwin, W. B., Jabot, F., Rush, R., & Rossetto, M. (2006) Measurement of biological information with applications from genes to landscapes. *Molecular Ecology*, 15, 2857–2869.
- Shimida, A. (1984) Whittaker's plant diversity sampling method. *Israel Journal of Botany*, 33, 41–46.
- Shimitani, K. (2001) On the measurement of species diversity incorporating species differences. *Oikos*, 93, 135–147.
- Shorrocks, B. & Rosewell, J. (1986) Guild size in drosophilids: a simulation model. *Journal of Animal Ecology*, 55, 527–541.
- Shurin, J. B. (2007) How is diversity related to species turnover through time? *Oikos*, 116, 957–965.
- Siddall, M. E., Fontanella, F. M., Watson, S. C., Kvist, S., & Erséus, C. (2009) Barcoding bamboozled by bacteria: convergence to metazoan mitochondrial primer targets by marine microbes. *Systematic Biology*, 58, 445–451.
- Signor, P. W., III & Lipps, J. H. (1982) Sampling bias, gradual extinction patterns and catastrophes in the fossil record. *Geological Society of America Special Paper*, 190, 291–296.
- Sileshi, G., Hailu, G., & Mafongoya, P. L. (2006) Occupancy-abundance models for predicting densities of three leaf beetles damaging the multipurpose tree *Sesbania sesban* in eastern and southern Africa. *Bulletin of Entomological Research*, 96, 61–69.
- Simberloff, D. S. (1972) Properties of the rarefaction diversity measurement. *The American Naturalist*, 106, 414–418.
- Simberloff, D. (1978) Use of rarefaction and related methods in ecology. In: *Biological Data in Water Pollution Assessment: Quantitative and Statistical Analyses*, Dickson, K. L., Cairns, J., Jr., & Livingston, R. J. (eds). American Society for Testing and Materials, Philadelphia, pp. 150–165.
- Simberloff, D. & Connor, E. F. (1979) Q-mode and R-mode analyses of biogeographic distributions: null hypotheses based on random colonization. In: *Contemporary Quantitative Ecology and Related Econometrics*, Patil, G. P. & Rosenzweig, M. L. (eds), International Cooperative Publishing House, Fairland, pp. 123–128.
- Simková, A., Kadlec, D., Gelnar, M., & Morand, S. (2002) Abundance-prevalence relationship of gill congeneric ectoparasites: testing the core satellite hypothesis and ecological specialisation. *Parasitology Research*, 88, 682–686.
- Simpson, E. H. (1949) Measurement of diversity. *Nature*, 163, 688.
- Simpson, G. G. (1944) *Tempo and Mode in Evolution*. Columbia University Press, New York.
- Simpson, G. G. (1953) *The Major Features of Evolution*. Columbia University Press, New York.
- Singh, J., Behal, A., Singla, N., Joshi, A., Birbian, N., Singh, S., Bali, V., & Batra, N. (2009) *Metagenomica: concept,*

- methodology, ecological inference and recent advances. *Biotechnology Journal*, 4, 480–494.
- Sitran, R., Bergamasco, A., Decembrini, F., & Guglielmo, L. (2009) Microzooplankton (tintinnid ciliates) diversity: coastal community structure and driving mechanisms in the southern Tyrrhenian Sea (Western Mediterranean). *Journal of Plankton Research*, 31, 153–170.
- Šizling, A. L. & Storch, D. (2004) Power-law species – area relationships and self-similar species distributions within finite areas. *Ecology Letters*, 7, 60–68.
- Šizling, A. L. & Storch, D. (2007) Geometry of species distributions: random clustering and scale invariance. In: *Scaling Biodiversity*, Storch, D., Marquet, P. A., & Brown, J. H. (eds). Cambridge University Press, Cambridge, pp. 77–100.
- Šizling, A. L., Šizlingová, E., Storch, D., Reif, J., & Gaston, K. J. (2009) Rarity, commonness and the contribution of individual species to species richness patterns. *The American Naturalist*, 174, 82–93.
- Sloan, W. T., Quince, C., & Curtis, T. P. (2008) The Uncountables. In: *Accessing Uncultivated Microorganisms: from the Environment to Organisms and Genomes and Back*, Zengler, K. (ed). ASM Press: Washington, DC, pp. 35–54.
- Smith, M. D. & Knapp, A. K. (2003) Dominant species maintain ecosystem function with non-random species loss. *Ecology Letters*, 6, 509–517.
- Smith, W. & Grassle, F. (1977) Sampling properties of a family of diversity measures. *Biometrics*, 33, 283–292.
- Smith, B. & Wilson, J. B. (1996) A consumer's guide to evenness indices. *Oikos*, 76, 70–82.
- Smith, E. P. & Zaret, T. M. (1982) Bias in estimating niche overlap. *Ecology*, 63, 1248–1253.
- Smith, K. W., Dee, C. W., Fearnside, J. D., Fletcher, E. W., & Smith, R. N. (1993) *The Breeding Birds of Hertfordshire*. The Hertfordshire Natural History Society, Hertfordshire.
- Smith, W., Solow, A. R., & Preston, P. E. (1996) An estimator of species overlap using a modified beta-binomial model. *Biometrics*, 52, 1472–1477.
- Smith, A. B., Gale, A. S., & Monks, N. E. (2001) Sea-level change and rock-record bias in the Cretaceous: a problem for extinction and biodiversity studies. *Paleobiology*, 27, 241–253.
- Smith, D. R., Brown, J. A., & Lo, N. C.H. (2004) Applications of adaptive sampling to biological populations. In: *Sampling for Rare or Elusive Species: Concepts, Designs, and Techniques for Estimating Population Parameters*, Thompson, W. L. (ed). Island Press, Washington, pp. 77–122.
- Sobek S., Steffan-Dewenter I., Scherber C., & Tscharrnkte T. (2009) Spatiotemporal changes of beetle communities across a tree diversity gradient. *Diversity & Distributions*, 15, 660–670.
- Soberón, J. (2007) Grinnellian and Eltonian niches and geographic distributions of species. *Ecology Letters*, 10, 1115–1123.
- Soberón, J. & Llorente, J. (1993) The use of species accumulation functions for the prediction of species richness. *Conservation Biology*, 7, 480–488.
- Sogin, M. L., Morrison, H. G., Huber, J.A., Welch, D. M., Huse, S. M., Neal, P. R., Arrieta, J. M., & Herndl, G. J., (2006) Microbial diversity in the deep sea and the underexplored “rare biosphere”. *Proceedings of the National Academy of Sciences*, 103, 12115–12120.
- Solow, A. R. (1993a) Inferring extinction from sighting data. *Ecology*, 74, 962–963.
- Solow, A. R. (1993b) Inferring extinction in a declining population. *Journal of Mathematical Biology*, 32, 79–82.
- Solow, A. R. (1996) Tests and confidence intervals for a common upper endpoint in fossil taxa. *Paleobiology*, 22, 406–410.
- Solow, A. R. & Smith, W. K. (1997) On fossil preservation and the stratigraphic ranges of taxa. *Paleobiology*, 23, 271–277.
- Song, H., Buhay, J. E., Whiting, M. F., & Crandall, K. A. (2008) Many species in one: DNA barcoding overestimates the number of species when nuclear, mitochondrial pseudogenes are coamplified. *Proceedings of the National Academy of Sciences*, 105, 13486–13491.
- Sørensen, T. (1948) A method of establishing groups of equal amplitude in plant sociology based on similarity of species content and its application to analyses of the vegetation on Danish commons. *Biologiske Skrifter*, 5, 1–34.
- Sorensen, L. L., Coddington, J. A., & Scharff, N. (2002) Inventorying and estimating subcanopy spider diversity using semiquantitative sampling methods in an Afrotropical forest. *Environmental Entomology*, 31, 319–330.
- Soule, M. E. (1986) *Conservation Biology: The Science of Scarcity and Diversity*. Sinauer Associates, Sunderland, MA.
- Sousa, W. P. (1979) Disturbance in marine intertidal boulder fields: the nonequilibrium maintenance of species diversity. *Ecology*, 60, 1225–1239.
- Sousa, W. P. (1984) The role of disturbance in natural communities. *Annual Review of Ecology and Systematics*, 15, 353–391.
- Southwood, T. R. E. (1977) Habitat: the templet for ecological strategies. *Journal of Animal Ecology*, 46, 337–365.
- Southwood, T. R. E. (1978) *Ecological Methods*. Chapman & Hall, London.

- Southwood, T. R. E. (1996) The Croonian Lecture 1995. Natural communities: structure and dynamics. *Philosophical Transactions of the Royal Society, London Lond. B.*, 351, 1113–1129.
- Southwood, R. & Henderson, P. A. (2000) *Ecological Methods*. 3rd edn. Blackwell Science, Oxford.
- Soykan, C., McGill, B., Magurran, A., Dornelas, M., Bahn, V., Ugland, K., & Gray, J. S. (in prep.) An Assessment of Indicator Performance along Human Disturbance Gradients.
- Spiegelhalter, D., Best, N., Calin, B., & van der Linde, A. (2002) Bayesian measures of model complexity and fit. *Journal of the Royal Statistical Society, Series B*, 64, 583–639.
- Staley, J. T. & Konopka, A. (1985) Measurement of in-situ activities of nonphotosynthetic microorganisms in aquatic and terrestrial habitats. *Annual Review of Microbiology*, 39, 321–346.
- Steffan-Dewenter, I., Muenzenberg, U., Buerger, C., Thies, C., & Tscharntke, T. (2002) Scale-dependent effects of landscape context on three pollinator guilds. *Ecology*, 83, 1421–1432.
- Stein, B. A., Scott, C., & Benton, N. (2008) Federal lands and endangered species: the role of military and other federal lands in sustaining biodiversity. *Bioscience*, 58, 339–347.
- Steinke, D., Vences, M., Salzburger, W., & Meyer, A. (2005) Taxl: a software tool for DNA barcoding using distance methods. *Philosophical Transactions of the Royal Society, London B*, 360, 1075–1980.
- Stewart, J. G., Schieble, C. S., Cashner, R. C., & Barko V. A. (2005) Long-term Trends in the Bogue Chitto River Fish Assemblage: a 27 Year Perspective. *Southeastern Naturalist*, 4, 261–272.
- Stirling, G. & Wilsey, B. (2001) Empirical relationships between species richness, evenness, and proportional diversity. *The American Naturalist*, 158, 286–299.
- Stohlgren, T. J. (2007) *Measuring Plant Diversity: Lessons from the Field*. Oxford University Press, Oxford, New York.
- Stohlgren, T. J., Jarnevich, C., Chong, G. W., & Evangelista, P. H. (2006) Scale and plant invasions: a theory of biotic acceptance. *Preslia*, 78, 405–426.
- Storch, D. & Šizling, A. L. (2002) Patterns in commonness and rarity in Central European birds: reliability of the core-satellite hypothesis. *Ecography*, 25, 405–416.
- Storch, D., Šizling, A., Reif, J., Polechová, J., Šizlingová, E., & Gaston, K. J. (2008) The quest for a null model for macroecological patterns: geometry of species distributions at multiple spatial scales. *Ecology Letters*, 11, 771–784.
- Storfer, A., Eastman, J. M., & Spear, S. F. (2009) Modern molecular methods for amphibian conservation. *BioScience*, 59, 559–571.
- Strauss, D. & Sadler, P. M. (1989) Classical confidence intervals and Bayesian probability estimates for ends of local taxon ranges. *Mathematical Geology*, 21, 411–427.
- Strong, D. R., Simberloff, D., Abele, L. G., & Thistle, A. B. (1984) *Ecological Communities: Conceptual Issues and the Evidence*. Princeton University Press, Princeton, USA.
- Sugihara, G. (1980) Minimal community structure: an explanation of species abundance patterns. *The American Naturalist*, 116, 770–787.
- Sugihara, G., Bersier, L. F., Southwood, T. R. E., Pimm, S. L., & May, R. M. (2003) Predicted correspondence between species abundances and dendrograms of niche similarities. *Proceedings of the National Academy of Sciences of the United States of America*, 100, 5246–5251.
- Sutherland, W. J., Bailey, M. J., Bainbridge, I. P., et al. (2008) Future novel threats and opportunities facing UK biodiversity identified by horizon scanning. *Journal of Applied Ecology*, 45, 821–833.
- Swenson, N. G. & Enquist, B. J. (2007) Ecological and evolutionary determinants of a key plant functional trait: wood density and its community-wide variation across latitude and elevation. *American Journal of Botany*, 94, 451–459.
- Swingle, H. S. (1950) Relationships and Dynamics of Balanced and Unbalanced Fish Populations. Agricultural Experiment Station of the Alabama Polytechnic Institute, Auburn, AL.
- Swingle, H. S. (1952) Farm pond investigations in Alabama. *Journal of Wildlife Management*, 16, 243–249.
- Taberlet, P. & Fumagalli, L. (1996) Owl pellets as a source of DNA for genetic studies of small mammals. *Molecular Ecology*, 5, 301–305.
- Taper, M. L. & Lele, S. R. (2004) *The Nature of Scientific Evidence: Statistical, Philosophical, and Empirical Considerations*. University of Chicago Press, Chicago.
- Tavares, E. S. & Baker, A. J. (2008) Single mitochondrial gene barcodes reliably identify sister-species in diverse clades of birds. *BMC Evolutionary Biology*, 8, 81.
- Taylor, L. R. (1961) Aggregation, variance and the mean. *Nature*, 189, 732–735.
- Taylor, L. R. (ed.) (1978) *Bates, Williams, Hutchinson – A Variety of Diversities*. Blackwell Publishing, Oxford.
- Taylor, L. R. (1984) Assessing and interpreting the spatial distributions of insect populations. *Annual Review of Entomology*, 29, 321–357.
- Taylor, L. R., Kempton, R. A., & Woiwod, I. P. (1976) Diversity statistics and the log series model. *Journal of Animal Ecology*, 45, 255–271.

- Taylor, L. R., Woiwod, I. P., & Perry, J. N. (1978) The density-dependence of spatial behaviour and the rarity of randomness. *Journal of Animal Ecology*, 47, 383–406.
- Taylor, L. R., Woiwod, I. P., & Perry, J. N. (1979) The negative binomial as a dynamic ecological model for aggregation and the density dependence of k . *Journal of Animal Ecology*, 48, 289–304.
- Taylor, C. M., Millican, D. S., Roberts, M. E., & Slack, W. T. (2008) Long-term change to fish assemblages and the flow regime in a southeastern U. S. river system after extensive aquatic ecosystem fragmentation. *Ecography*, 31, 787–797.
- Teplitsky, C., Mills, J. A., Alho, J. S., Yarrall, J. W., & Merilä, J. (2008) Bergmann's rule and climate change revisited: disentangling environmental and genetic responses in a wild bird population. *Proceedings of the National Academy of Sciences, USA*, 105, 13492–13496.
- Terborgh, J. T. (1983) *Five New World Primates: a Study in Comparative Ecology*. Princeton University Press, Princeton, NJ.
- Terborgh, J., Foster, R. B., & Núñez, V. P. (1996) Tropical tree communities: a test of the nonequilibrium hypothesis. *Ecology*, 77, 561–567.
- The H. John Heinz III Center for Science, Economics, and the Environment (2008) *The Nation's Ecosystems: core Indicators*, Pn: *The State of the Nation's Ecosystems 2008; Measuring the Land, Waters, and Living Resources of The United States*. Island Press, Washington, DC., 13–62.
- Thibault, K., White, E., & Ernest, S. K.M. (2004) Temporal dynamics in the structure and composition of a desert rodent community. *Ecology*, 85, 2649–2655.
- Thomas, C. D. & Mallorie, H. C. (1985) Rarity, species richness and conservation: butterflies of the Atlas Mountains of Morocco. *Biological Conservation*, 33, 95–117.
- Thomas, L., Buckland, S. T., Rexstad, E. R., Laake, J. L., Strindberg, S., Hedley, S. L., Bishop, J. R. B., Marques, T. A., & Burnham, K. P. (2010) Distance software: design and analysis of distance sampling surveys for estimating population size. *Journal of Applied Ecology*, 47, 5–14.
- Thomaz, D., Guiller, A., & Clarke, B. (1996) Extreme divergence of mitochondrial DNA within species of pulmonate land snails. *Proceedings of the Royal Society London, B*, 263, 363–368.
- Thompson, W. L. (2004) *Sampling Rare or Elusive Species: Concepts, Designs, and Techniques for Estimating Population Parameters*. Island Press, Washington.
- Thrush, S. F., Hewitt, J. E., Dayton, P. K., Coco, G., Lohrer, A. M., Norkko, A., Norkko, J., & Chiantore, M. (2009) Forecasting the limits of resilience: integrating empirical research with theory. *Proceedings of the Royal Society London*, 276, 3209–3217.
- Tiedje, J. M., Asuming-Brempong, S., Nusslein, K., Marsh, T. L., & Flynn, S. J. (1999) Opening the black box of soil microbial diversity. *Applied Soil Ecology*, 13, 109–122.
- Tilman, D. (2001) Functional diversity. In: *Encyclopaedia of Biodiversity*, Levin, S. A. (ed). Academic Press, San Diego, CA, pp. 109–120.
- Tilman, D., Lehman, C. L., & Kareiva, P. (1997a) Population dynamics in spatial habitats. In: *Spatial Ecology*, Tilman, D. & Kareiva, P. (eds). Princeton University Press, New Jersey, pp. 3–20.
- Tilman, D., Knops, J., Wedin, D., Reich, P., Ritchie, M., & Siemann, E. (1997b) The influence of functional diversity and composition on ecosystem processes. *Science*, 277, 1300.
- Tipper, J. C. (1979) Rarefaction and rarefaction—the use and abuse of a method in paleoecology. *Paleobiology*, 5, 423–434.
- Tobler, W. R. (1970) A computer movie simulating urban growth in the Detroit region. *Economic Geography*, 46, 234–240.
- Todd, S. W. (2006) Gradients in vegetation cover, structure and species richness of Nama-Karoo shrublands in relation to distance from livestock watering points. *Journal of Applied Ecology*, 43, 293–304.
- Tokeshi, M. (1990) Niche apportionment or random assortment: species abundance patterns revisited. *Journal of Animal Ecology*, 59, 1129–1146.
- Tokeshi, M. (1993) Species abundance patterns and community structure. *Advances in Ecological Research*, 24, 112–186.
- Tokeshi, M. (1996) Power fraction: a new explanation of relative abundance patterns in species-rich assemblages. *Oikos*, 75, 543–550.
- Tokeshi, M. (1999) *Species Coexistence*. Blackwell Sciences Ltd, Oxford.
- Tomašových, A. & Kidwell, S. M. (2009) Fidelity of variation in species composition and diversity partitioning by death assemblages: time-averaging transfers diversity from beta to alpha levels. *Paleobiology*, 35, 94–118.
- Torsvik, V., Goksoyr, J., & Daae, F. L. (1990a) High diversity in DNA of soil bacteria. *Applied and Environmental Microbiology*, 56, 782–787.
- Torsvik, V., Salte, K., Sorheim, R., & Goksoyr, J. (1990b) Comparison of phenotypic diversity and DNA heterogeneity in a population of soil bacteria. *Applied and Environmental Microbiology*, 56, 776–781.
- Torsvik, V., Daae, F. L., Sandaa, R. A., & Ovreas, L. (1998) Novel techniques for analysing microbial diversity in natural and perturbed environments. *Journal of Biotechnology*, 64, 53–62.

- Torsvik, V., Ovreas, L., & Thingstad, T. F. (2002) Prokaryotic diversity – magnitude, dynamics, and controlling factors. *Science*, **296**, 1064–1066.
- Tosh, C. A., Reyers, B., & van Jaarsveld, A. S. (2004) Estimating the abundances of large herbivores in the Kruger National Park using presence-absence data. *Animal Conservation*, **7**, 55–61.
- Toth, M. (2008) A new noninvasive method for detecting mammals from birds' nests. *Journal of Wildlife Management*, **72**, 1237–1240.
- Tortalao, J., Fuller, R. A., Evans, K. L., Davies, R. G., Newson, S. E., Greenwood, J. J. D., & Gaston, K. J. (2007) Bird densities are associated with household densities. *Global Change Biology*, **13**, 1685–1695.
- Travis, J. & Ricklefs, R. E. (1983) A morphological comparison of island and mainland assemblages of Neotropical birds. *Oikos*, **41**, 434–441.
- Tringe, S. G., von Mering, C., Kobayashi, A., Salamov, A. A., Chen, K., Chang, H. W., Podar, M., Short, J. M., Mathur, E. J., Detter, J. C., Bork, P., Hugenholtz, P., & Rubin, E. M. (2005) Comparative metagenomics of microbial communities. *Science*, **308**, 554–557.
- Tscharntke, T., Gathmann, A., & Steffan-Dewenter, I. (1998) Bioindication using trap-nesting bees and wasps and their natural enemies: community structure and interactions. *Journal of Applied Ecology*, **35**, 708–719.
- Tscharntke, T., Klein, A., Kruess, A., Steffan-Dewenter, I., & Thies, C. (2005) Landscape perspectives on agricultural intensification and biodiversity – ecosystem service management. *Ecology Letters*, **8**, 857–874.
- Tscharntke, T., Sekercioglu, C. H., Dietsch, T. V., Sodhi, N. S., Hoehn, P., & Tylianakis, J. M. (2008) Landscape constraints on functional diversity of birds and insects in tropical agroecosystems. *Ecology*, **89**, 944–951.
- Tuomisto, H. (2010) A diversity of beta diversities: straightening up a concept gone awry. Part 1. Defining beta diversity as a function of alpha and gamma diversity. *Ecography*, **33**, 2–22.
- Tuomisto, H., Ruokolainen, K., Kalliola, R., Linna, A., Danjoy, W., & Rodriguez, Z. (1995) Dissecting Amazonian biodiversity. *Science*, **269**, 63–66.
- Turner, W., Leitner, W. A., & Rosenzweig, M. L. (2000) Ws2m.exe. <http://eebweb.arizona.edu/diversity>.
- Tylianakis, J. M., Klein, A. -M., & Tscharntke, T. (2005) Spatiotemporal variation in the diversity of hymenoptera across a tropical habitat gradient. *Ecology*, **86**, 3296–3302.
- Tyson, G. W., Chapman, J., Hugenholtz, P., Allen, E. E., Ram, R. J., Richardson, P. M., Solovyev, V. V., Rubin, E. M., Rokhsar, D. S., & Banfield, J. F. (2004) Community structure and metabolism through reconstruction of microbial genomes from the environment. *Nature*, **428**, 37–43.
- Ugland, K. I. & Gray, J. S. (1982) Lognormal distributions and the concept of community equilibrium. *Oikos*, **39**, 171–178.
- Ugland, K. I., Gray, J. S., & Ellingsen, K. E. (2003) The species – accumulation curve and estimation of species richness. *Journal of Animal Ecology*, **72**, 888–897.
- Ugland, K. I., Lamshead, F. J. D., McGill, B., Gray, J. S., O'Dea, N., Ladle, R. J., & Whittaker, R. J. (2007) Modelling dimensionality in species abundance distributions: description and evaluation of the Gambin model. *Evolutionary Ecology Research*, **9**, 313–324.
- Ulrich, W. & Buszko, J. (2003) Self-similarity and the species-area relation of Polish butterflies. *Basic and Applied Ecology*, **4**, 263–270.
- Ulrich, W. & Ollik, M. (2004) Frequent and occasional species and the shape of relative-abundance distributions. *Diversity & Distributions*, **10**, 263–269.
- Ulrich, W. & Zalewski, M. (2006) Abundance and co-occurrence patterns of core and satellite species of ground beetles on small lake islands. *Oikos*, **114**, 338–348.
- Umina, P. A., Weeks, A. R., Kearney, M. R., McKechnie, S. W., & Hoffmann, A. A. (2005) A rapid shift in a classic clinal pattern in *Drosophila* reflecting climate change. *Science*, **308**, 691–693.
- Ulrich, T., Lanzen, A., Qi, J., Huson, D. H., Schleper, C., & Schuster, S. C. (2008) Simultaneous assessment of soil microbial community structure and function through analysis of the Meta-Transcriptome. *PLoS ONE*, **3**, e2527.
- Urquhart, N. S. & Kincaid, T. M. (1999) Designs for detecting trend from repeated surveys of ecological resources. *Journal of Agricultural, Biological, and Environmental Statistics*, **4**, 404–414.
- Urquhart, N. S., Paulsen, S. G., & Larsen, D. P. (1998) Monitoring for policy-relevant regional trends over time. *Ecological Applications*, **8**, 246–257.
- Valentini, A., Miquel, C., Nawaz, M. A., Bellemain, E., Coissac, E., Pompanon, F., Gielly, L., Cruaud, C., Nascetti, G., Wincker, P., Swenson, J. E., & Taberlet, P. (2009) New perspectives in diet analysis based on DNA barcoding and parallel pyrosequencing: the trnL approach. *Molecular Ecology Research*, **9**, 51–60.
- Vamosi, S. M., Heard, S. B., Vamosi, J. C., & Webb, C. O. (2009) Emerging patterns in the comparative analysis of phylogenetic community structure. *Molecular Ecology*, **18**, 572–592.
- van der Gast, C. J., Ager, D., & Lilley, A. K. (2008) Temporal scaling of bacterial taxa is influenced by both stochastic and deterministic ecological factors. *Environmental Microbiology*, **10**, 1411–1418.

- Vandermeer, J., Granzow de la Cerda, I., Perfecto, I., Boucher, D., Ruiz, J. & Kaufmann, A. (2004) Multiple basins of attraction in a tropical forest: evidence for a nonequilibrium community structure. *Ecology*, *85*, 575–579.
- van Rensburg, B. J., McGeoch, M. A., Matthews, W., Chown, S. L., & van Jaarsveld, A. S. (2000) Testing generalities in the shape of patch occupancy frequency distributions. *Ecology*, *81*, 3163–3177.
- van Rensburg, B. J., Chown, S. L., & Gaston, K. J. (2002) Species richness, environmental correlates, and spatial scale: a test using South African birds. *The American Naturalist*, *159*, 566–577.
- van Straalen, N. M. (1998) Evaluation of bioindicator systems derived from soil arthropod communities. *Applied Soil Ecology*, *9*, 429–437.
- van Straalen, N. M. & Verhoef, H. A. (1997) The development of a bioindicator system for soil acidity based on arthropod pH preferences. *The Journal of Applied Ecology*, *34*, 217–232.
- Van Valen, L. (1973) A new evolutionary law. *Evolutionary Theory*, *1*, 1–30.
- Van Valen, L. (1979) Taxonomic survivorship curves. *Evolutionary Theory*, *4*, 129–142.
- Vane-Wright, R. I., Humphries, C. J., & Williams, P. H. (1991) What to protect? – Systematics and the agony of choice. *Biological Conservation*, *55*, 235–254.
- Veech, J. A., Summerville, K. S., Crist, T. O., & Gering, J. C. (2002) The additive partitioning of species diversity: recent revival of an old idea. *Oikos*, *99*, 3–9.
- Veldtman, R. & McGeoch, M. A. (2004) Spatially explicit analyses unveil density dependence. *Proceedings of the Royal Society London, B*, *271*, 2439–2444.
- Vellend, M. (2001) Do commonly used indices of β -diversity measure species turnover? *Journal of Vegetation Science*, *12*, 545–552.
- Vellend, M., Harmon, L. J., Lockwood, J. L., Mayfield, M. M., Hughes, A. R., Wares, J. P., & Sax, D. F. (2007) Effects of exotic species on evolutionary diversification. *Trends in Ecology and Evolution*, *22*, 481–488.
- Vences, M., Thomas, M., Bonett, R. M., & Vieites, D. R. (2005a) Deciphering amphibian diversity through DNA barcoding: chances and challenges. *Philosophical Transactions of the Royal Society, London B* *360*: 1859–1868.
- Vences, M., Thomas, M., van der Meijden, A., Chiari, Y., & Vieites, D. R. (2005b) Comparative performance of the 16S rRNA gene in DNA barcoding of amphibians. *Frontiers in Zoology*, *2*, 5.
- Venier, L. A. & Fahrig, L. (1998) Intraspecific abundance-distribution relationships. *Oikos*, *82*, 438–490.
- Venter, J. C., Remington, K., Heidelberg, J. F., Halpern, A. L., Rusch, D., Eisen, J. A., Wu, D. Y., Paulsen, I., Nelson, K. E., Nelson, W., Fouts, D. E., Levy, S., Knap, A. H., Lomas, M. W., Nealson, K., White, O., Peterson, J., Hoffman, J., Parsons, R., Baden-Tillson, H., Pfannkoch, C., Rogers, Y. H., & Smith, H. O. (2004) Environmental genome shotgun sequencing of the Sargasso Sea. *Science*, *304*, 66–74.
- Vera, M., Guiliani, N., & Jerez, C. A. (2003) Proteomic and genomic analysis of the phosphate starvation response of *Acidithiobacillus ferrooxidans*. *Hydrometallurgy*, *71*, 125–132.
- Vera, J. C., Wheat, C. W., Fescemyer, H. W., Frilander, M. J., Crawford, D. L., Hanski, I., & Marden, J. H. (2008) Rapid transcriptome characterization for a nonmodel organism using 454 pyrosequencing. *Molecular Ecology*, *17*, 1636–1647.
- Vile, D., Shipley, B., & Garnier, E. (2006) Ecosystem productivity can be predicted from potential relative growth rate and species abundance. *Ecology Letters*, *9*, 1061–1067.
- Villéger, S., Mason, N. W.H., & Mouillot, D. (2008) New multidimensional functional diversity indices for a multifaceted framework in functional ecology. *Ecology*, *89*, 2290–2301.
- Violle, C. & Jiang, L. (2009) Towards a trait-based quantification of species niche. *Journal of Plant Ecology*, *2*, 87–93.
- Virginia Natural Heritage Program. (2006) DCR-DNH vegetation plots database, ver. 3.0. Virginia Department of Conservation and Recreation, Division of Natural Heritage, Richmond.
- Vitousek, P. M., Ehrlich, P. R., Ehlich, A. H., & Matson, P. A. (1986) Human appropriation of the products of photosynthesis. *BioScience*, *36*, 368–373.
- Vitousek, P. M., Mooney, H. A., Lubchenco, J., & Melillo, J. M. (1997) Human domination of Earth's ecosystems. *Science*, *277*, 494–499.
- Volkov, I., Banavar, J. R., Hubbell, S. P., & Maritan, A. (2003) Neutral theory and relative species abundance in ecology. *Nature*, *424*, 1035–1037.
- Volkov, I., Banavar, J. R., Hubbell, S. P., & Maritan, A. (2007) Patterns of relative species abundance in rainforests and coral reefs. *Nature*, *450*, 45–49.
- Vrba, E. S. (1985) Environment and evolution: alternative causes of the temporal distribution of evolutionary events. *South African Journal of Science*, *81*, 229–236.
- Wagner, P. J. (2000) Likelihood tests of hypothesized durations: determining and accommodating biasing factors. *Paleobiology*, *26*, 431–449.

- Walker, B., Kinzig, A., & Langridge, J. (1999) Plant attribute diversity, resilience, and ecosystem function: the nature and significance of dominant and minor species. *Ecosystems*, 2, 95–113.
- Walker, S. C., Poos, M. S., & Jackson, D. A. (2008) Functional rarefaction: estimating functional diversity from field data. *Oikos*, 117, 286–296.
- Walther, B. A. & Moore, J. L. (2005) The concepts of bias, precision and accuracy, and their use in testing the performance of species richness estimators, with a literature review of estimator performance. *Ecography*, 28, 815–829.
- Walther, B. A. & Morand, S. (1998) Comparative performance of species richness estimation method. *Parasitology*, 116, 395–405.
- Wang, S. C. (2003) On the continuity of background and mass extinction. *Paleobiology*, 29, 455–467.
- Wang, S. C. & Everson, P. J. (2007) Confidence intervals for pulsed mass extinction events. *Paleobiology*, 33, 324–336.
- Ward, R. D. (2009) DNA barcoding divergence among species and genera of birds and fishes. *Molecular Ecology Research*, 9, 1077–1085.
- Ward, S. A., Sunderland, K. D., Chambers, R. J. & Dixon A. F. G. (1986) The use of incidence counts for estimation of cereal aphid populations. 3. Population development and the incidence-density relation. *Netherlands Journal of Plant Pathology*, 92, 175–183.
- Ware, D. M. & Thomson, R. E. (2005) Bottom-up ecosystem trophic dynamics determine fish production in the northeast Pacific. *Science*, 308, 1280–1284.
- Ware, S. J., Rees, H. L., Boyd, S. E., & Birchenough, S. N. (2008) Performance of selected indicators in evaluating the consequences of dredged material relocation and marine aggregate extraction. *Ecological Indicators*, 9, 704–718.
- Warming, E. 1909. *Oecology of Plants*. Clarendon Press, Oxford.
- Warren, P. H. & Gaston, K. J. (1997) Interspecific abundance-occupancy relationships: a test of mechanisms using microcosms. *Journal of Animal Ecology*, 66, 730–742.
- Wartenberg, D., Ferson, S., & Rohlf, F. J. (1987) Putting things in order: a critique of detrended correspondence analysis. *The American Naturalist*, 129, 434–448.
- Warwick, R. M. (1986) A new method for detecting pollution effects on marine macrobenthic communities. *Marine Biology*, 92, 557–562.
- Warwick, R. M. & Clarke, K. R. (1991) A comparison of some methods for analysing changes in benthic community structure. *Journal of the Marine Biological Association of the United Kingdom*, 71, 225–244.
- Warwick, R. M. & Clarke, K. R. (1993) Comparing the severity of disturbance: a meta-analysis of marine macrobenthic community data. *Marine Ecology Progress Series*, 92, 221–231.
- Warwick, R. M. & Clarke, K. R. (1994) Relearning the ABC – taxonomic changes and abundance biomass relationships in disturbed benthic communities. *Marine Biology*, 118, 739–744.
- Warwick, R. M. & Clarke, K. R. (1995) New 'biodiversity' measures reveal a decrease in taxonomic distinctness with increasing stress. *Marine Ecology Progress Series*, 129, 301–305.
- Warwick, R. M. & Clarke, K. R. (1998) Taxonomic distinctness and environmental assessment. *Journal of Applied Ecology*, 35, 532–543.
- Watling, L. & Norse, E. A. (1998) Disturbance of the seabed by mobile fishing gear: a comparison to forest clearcutting. *Conservation Biology*, 12, 1180–1197.
- Webb, C. O. (2000) Exploring the phylogenetic structure of ecological communities: an example for rain forest trees. *The American Naturalist*, 156, 145–155.
- Webb, C. O., Ackerly, D. D., McPeck, M. A., & Donoghue, M. J. (2002) Phylogenies and community ecology. *Annual Review of Ecology and Systematics*, 33, 475–505.
- Webb, T. J., Noble, D., & Freckleton, R. P. (2007) Abundance-occupancy dynamics in a human-dominated environment: linking interspecific and intraspecific trends in British farmland and woodland birds. *Journal of Animal Ecology*, 76, 123–134.
- Webb, C. O., Ackerly, D. D., & Kembel, S. W. (2008) Phylocom: software for the analysis of phylogenetic community structure and trait evolution. *Bioinformatics*, 24, 2098–2100.
- Weiher, E. (2004) Why should we constrain stress and limitation? – Why conceptual terms deserve broad definitions. *Journal of Vegetation Science*, 15, 569–571.
- Weiher, E. & Keddy, P. A. (1995) Assembly rules, null models, and trait dispersion, new questions from old patterns. *Oikos*, 74, 159–164.
- Weiher, E., Clarke, G. D.P., & Keddy, P. A. (1998) Community assembly rules, morphological dispersion, and the coexistence of plant species. *Oikos*, 81, 309–322.
- Weiher, E., van der Werf, A., Thompson, K., Roderick, M., Garnier, E., & Eriksson, O. (1999) Challenging Theophrastus: a common core list of plant traits for functional ecology. *Journal of Vegetation Science*, 10, 609–620.

- Weiss, R. E. & Marshall, C. R. (1999) The uncertainty in the true end point of a fossil's stratigraphic ranges when stratigraphic sections are sampled discretely. *Mathematical Geology*, 31, 435–453.
- Weitzman, M. L. (1992) On diversity. *Quarternary Journal of Economics*, 107, 363–405.
- Wellington, E. M. H., Berry, A., & Krsek, M. (2003) Resolving functional diversity in relation to microbial community structure in soil: exploiting genomics and stable isotope probing. *Current Opinion in Microbiology*, 6, 295–301.
- Westoby, M. (1999) A leaf-height-seed (LHS) plant ecology strategy scheme. *Plant and Soil*, 199, 213–227.
- White, E. P. (2007) Spatiotemporal scaling of species richness: patters, processes, and implications. In: *Scaling Biodiversity*, Storch, D., Marquet, P. A., & Brown, J. H. (eds). Cambridge University Press, Cambridge, pp. 325–346.
- White, G. C., Burnham, K. P., & Anderson, D. R. (2001) Advanced features of Program MARK. In: *Wildlife, Land, and People: Priorities for the 21st Century*, Field, R., Warren, R. J., Okarma, H., & Sievert, P. R. (eds). The Wildlife Society, Bethesda, MD, pp. 368–377.
- White, E. P., Ernest, S. K. M., & Thibault, K. M. (2004) Trade-offs in community properties through time in a desert rodent community. *The American Naturalist*, 164, 670–676.
- White, E. P., Adler, P. B., Lauenroth, W. K., Gill, R. A., Greenberg, D., Kaufman, D. M., Rassweiler, A., Rusak, J. A., Smith, M. D., Steinbeck, J. R., Waide, R. B., & Yao, J. (2006) A comparison of the species-time relationship across ecosystems and taxonomic groups. *Oikos*, 112, 185–195.
- White, E. P., Enquist, B. J., & Green, J. L. (2008) On estimating the exponent of power-law frequency distributions. *Ecology*, 89, 905–912.
- Whitman, W. B., Coleman, D. C., & Wiebe, W. J. (1998) Prokaryotes: the unseen majority. *Proceedings of the National Academy of Sciences of the United States of America*, 95, 6578–6583.
- Whittaker, R. H. (1952) A study of summer foliage insect communities in the Great Smoky Mountains. *Ecological Monographs*, 22, 1–44.
- Whittaker, R. H. (1960) Vegetation of the Siskiyou mountains, Oregon and California. *Ecological Monographs*, 30, 279–338.
- Whittaker, R. H. (1965) Dominance and diversity in land plant communities. *Science*, 147, 250–260.
- Whittaker, R. H. (1972) Evolution and measurement of species diversity. *Taxon*, 12, 213–251.
- Whittaker, R. H. (1975) *Communities and Ecosystems*. 2nd edn. MacMillan Publishers, New York.
- Wiegand, T. & Moloney, K. A. (2004) Rings, circles, and null-models for point pattern analysis in ecology. *Oikos*, 104, 209.
- Wilcox, B. A. (1978) Supersaturated island faunas: a species-age relationship for lizards on post-pleistocene land-bridge islands. *Science*, 199, 996–998.
- Williams, C. B. (1964) *Patterns in the Balance of Nature and Related Problems in Quantitative Ecology*. Academic Press, London.
- Williams, B. K., Nichols, J. D., & Conroy, M. J. (2002) *Analysis and Management of Animal Populations*. Academic Press, San Diego.
- Williamson, M. & Gaston, K. J. (2005) The lognormal distribution is not an appropriate null hypothesis for the species-abundance distribution. *Journal of Animal Ecology*, 74, 409–422.
- Willis, J. C. (1922) *Age and Area: A Study in Geographical Distribution and Origin of Species*. Cambridge University Press, Cambridge.
- Willis, D. W. & Murphy, B. R. (1996) Planning for sampling. In: *Fisheries Techniques*, Murphy, B. R. & Willis, D. W. (eds). American Fisheries Society, Bethesda, MD, USA, pp. 1–15.
- Wilsey, B. J., Chalcraft, D. R., Bowles, C. M., & Willig, M. R. (2005) Relationships among indices suggest that richness is an incomplete surrogate for grassland biodiversity. *Ecology*, 86, 1178–1184.
- Wilson, J. B. (1991) Methods for fitting dominance/diversity curves. *Journal of Vegetation Science*, 2, 35–46.
- Wilson, J. B. (1993) Would we recognise a broken-stick community if we found one? *Oikos*, 67, 181–183.
- Wilson, L. T. & Room, P. M. (1983) Clumping patterns of fruit and arthropods in cotton, with implications for binomial sampling. *Environmental Entomology*, 12, 296–302.
- Wilson, J. B., Wells, T. C. E., Trueman, I. C., Jones, G., Atkinson, M. D., Crawley, M. J., Dodd, M. E., & Silvertown, J. (1996a) Are there assembly rules for plant species abundance? An investigation in relation to soil resources and successional trends? *Journal of Ecology*, 84, 527–538.
- Wilson, D. E., Nichols, J. D., Rudran, R., & Southwell, C. (1996b) Introduction. In: *Measuring and Monitoring Biological Diversity, Standard Methods for Mammals*, Wilson, D. E., Cole, R. F., Nichols, J. D., Rudran, R., & Foster, M. S. (eds). Smithsonian Institution Press, Washington, DC, pp. 1–7.
- Wilting, A., Buckley-Beason, V. A., Feldhaar, H., Gadau, J., O'Brien, S. J., & Linsenmair, K. E. (2007) Clouded leopard phylogeny revisited: support for species recognition

- and population division between Borneo and Sumatra. *Frontiers in Zoology*, 4, 15.
- Wimberly, M. C., Yabsley, M. J., Baer, A. D., Dugan, V. G., & Davidson, W. R. (2008) Spatial heterogeneity of climate and land-cover constraints on distributions of tick-borne pathogens. *Global Ecology and Biogeography*, 17, 189–202.
- Winemiller, K. O. (1990) Spatial and temporal variation in tropical fish trophic networks. *Ecological Monographs*, 60, 331–367.
- Winker, K. (2009) Reuniting phenotype and genotype in biodiversity research. *BioScience*, 59, 657–665.
- Woese, C. R. (1987) Bacterial evolution. *Microbiological Reviews*, 51, 221–271.
- Wolda, H. (1981) Similarity indices, sample size and diversity. *Oecologia*, 50, 296–302.
- Wolda, H. (1983) Diversity, diversity indices and tropical cockroaches. *Oecologia*, 58, 290–298.
- Wolf, J. H. D. (2005) The response of epiphytes to anthropogenic disturbance of pine-oak forests in the highlands of Chiapas, Mexico. *Forest Ecology and Management*, 212, 376–393.
- Woodcock, S., van der Gast, C. J., Bell, T., Lunn, M., Curtis, T. P., Head, I. M., & Sloan, W. T. (2006) Neutral assembly of bacterial communities. In: *Joint Symposium of the Environmental-Microbiology-Group/British-Ecological-Society/Society-for-General-Microbiology*, York, pp. 171–180.
- Woodcock, S., van der Gast, C. J., Bell, T., Lunn, M., Curtis, T. P., Head, I. M., & Sloan, W. T. (2007) Neutral assembly of bacterial communities. *FEMS Microbiology Ecology*, 62, 171–180.
- Wootton, J. T. (2005) Field parameterization and experimental test of the neutral theory of biodiversity. *Nature*, 433, 309–312.
- Wright, S. (1951) The genetic structure of populations. *Annals of Eugenics*, 15, 323–354.
- Wright, D. H. (1991) Correlations between incidence and abundance are expected by chance. *Journal of Biogeography*, 18, 463–466.
- Wright, I. J., Reich, P. B., Westoby, M., Ackerly, D. D., Baruch, Z., Bongers, F., Cavender-Bares, J., Chapin, T., Cornelissen, J. H., Diemer, M., Flexas, J., Garnier, E., Groom, P. K., Gulias, J., Hikosaka, K., Lamont, B. B., Lee, T., Lee, W., Lusk, C., Midgley, J. J., Navas, M. L., Niinemets, U., Oleksyn, J., Osada, N., Poorter, H., Poot, P., Prior, L., Pyankov, V. I., Roumet, C., Thomas, S. C., Tjoelker, M. G., Veneklaas, E. J., & Villar, R. (2004) The worldwide leaf economics spectrum. *Nature*, 428, 821–827.
- Wright, J. F. (2000) An introduction to RIVPACS. In: *Assessing the Biological Quality of Fresh Waters: RIVPACS and Other Techniques*, Wright, J. F., Sutcliffe, D. W., & Furse, M. T. (eds). Freshwater Biological Association, Ambleside, Cumbria, pp. 1–24.
- Yang, L. H. (2004) Periodical cicadas as resource pulses in North American forests. *Science*, 306, 1565–1567.
- Yin, Z. Y., Ren, H., Zhang, Q. M., Peng, S. L., Guo, Q. F., & Zhou, G. Y. (2005) Species abundance in a forest community in south China: a case of Poisson lognormal distribution. *Journal of Integrative Plant Biology*, 47, 801–810.
- Yoccoz, N. G., Nichols, J. D., & Boulinier, T. (2001) Monitoring of biological diversity in space and time. *Trends in Ecology and Evolution*, 16, 446–453.
- Zahariev, M., Dahl, V., Chen, W., & Lévesque, C. A. (2009) Efficient algorithms for the discovery of DNA oligonucleotide barcodes from sequence databases. *Molecular Ecology Research*, 9(Suppl. 1), 58–64.
- Zamora, J., Verdú, J. R., & Galante, E. (2007) Species richness in Mediterranean agroecosystems: spatial and temporal analysis for biodiversity conservation. *Biological Conservation*, 134, 113–121.
- Zapiola, M. L., Campbell, C. K., Butler, M. D., & Mallory-Smith, C. A. (2008) Escape and establishment of transgenic glyphosate-resistant creeping bentgrass *Agrostis stolonifera* in Oregon, USA: a 4-year study. *Journal of Applied Ecology*, 45, 486–494.
- Zar, J. H. (1996) *Biostatistical Analysis*, 3rd edn. Prentice-Hall, Upper Saddle River, New Jersey, USA
- Zhang, D. A., Brecke, P., Lee, H. F., He, Y.-Q., & Zhang, J. (2007) Global climate change, war, and population decline in recent history. *Proceedings of the National Academy of Sciences, USA*, 104, 19214–19219.
- Zillio, T. & Condit, R. (2007) The impact of neutrality, niche differentiation and species input on diversity and abundance distributions. *Oikos*, 116, 931–940.
- Zuckerberg, B., Porter, W. F., & Corwin, K. (2009) The consistency and stability of abundance-occupancy relationships in large-scale population dynamics. *Journal of Animal Ecology*, 78, 172–181.
- Zuckerka, E. & Pauling, L. (1965) Molecules as documents of evolutionary history. *Journal of Theoretical Biology*, 8, 357.